

Knockhill

13th September 2015



David Leslie Trophy Meeting



S.M.A.R.T.

Scottish Motorsports Automatic Race Timing

Ravenslea, Melrose Road, Galashiels, TD1 2AT

Telephone : 01896 – 752447

SMRC David Leslie Trophy Meeting**Sorted on best lap time**

Scottish Classics Championship

Knockhill 1.267 miles

Qualifying 1

13/09/2015 08:30

Practice (10:00 Time) started at 8:29:27

Pos	No.	Name	Make/Model	CC	Class Code	Laps	Best Tm	Diff	Best Speed	2nd Best
1	39	Harry SIMPSON	Ginetta G4R	1851	CG	10	58.001		78.634	58.707
2	88	Shonny PATERSON	Triumph TR8	3900	CE	10	58.839	0.838	77.514	59.208
3	47	Keiron BAILLIE	Lotus 7	1558	CG	10	58.965	0.964	77.348	59.131
4	4	Stan BERNARD	Porsche 911	2994	CD	10	59.563	1.562	76.572	59.693
5	63	John KINMOND	Triumph TR8	3900	CE	10	1:00.218	2.217	75.739	1:00.528
6	74	Bruce WEIR	Datsun 260Z	2982	CD	10	1:00.463	2.462	75.432	1:00.780
7	27	Mario FERRARI	Ferrari 308GTB	2926	CD	10	1:01.066	3.065	74.687	1:01.647
8	50	Matthew GORDON	TVR 3000M	3000	CD	9	1:02.284	4.283	73.227	1:03.362
9	21	Jimmy CROW	Ford Escort	2000	CC	9	1:02.582	4.581	72.878	1:02.747
10	41	Grant ALLAN	Porsche 911	2994	CD	9	1:04.307	6.306	70.923	1:05.076
11	35	Ian BLACKLIN	Ford Capri	3000	CD	7	1:05.360	7.359	69.780	1:06.758
12	54	Howard GORDON	MG Midget	1380	CA	8	1:06.892	8.891	68.182	1:06.934

Clerk of the Course :

Orbits

Sig : Time :

Chief Timekeeper : Ian Sharp (SMART Timing)

Results available at www.mylaps.com and www.smart-timing.co.uk

Printed: 14/09/2015 17:28:59



SMRC David Leslie Trophy Meeting

Scottish Classics Championship

Knockhill 1.267 miles

Race 1 - 1st Race

13/09/2015 10:40

Race (12 Laps) started at 10:39:04

POLE POSITION

2
88 Shonny PATERSON
58.839

4
4 Stan BERNARD
59.563

6
74 Bruce WEIR
1:00.463

8
50 Matthew GORDON
1:02.284

10
41 Grant ALLAN
1:04.307

12
54 Howard GORDON
1:06.892

1
39 Harry SIMPSON
58.001

3
47 Keiron BAILLIE
58.965

5
63 John KINMOND
1:00.218

7
27 Mario FERRARI
1:01.066

9
21 Jimmy CROW
1:02.582

11
35 Ian BLACKLIN
1:05.360

1

2

3

4

5

6

Clerk of the Course :

Orbits

Sig : Time :

Chief Timekeeper : Ian Sharp (SMART Timing)

Results available at www.mylaps.com and www.smart-timing.co.uk

Printed: 14/09/2015 17:29:57



SMRC David Leslie Trophy Meeting

Sorted on best lap time

Scottish FF1600 & BRSCC Avon Tyres FF1600

Knockhill 1.267 miles

Qualifying 2

13/09/2015 08:45

Practice (10:00 Time) started at 8:43:36

Pos	No.	Name	Make/Model	CC	Class Code	Laps	Best Tm	Diff	Best Speed	2nd Best
1	78	Adam MacKAY	Ray GR14	1600	FF16A	11	55.467		82.226	55.482
2	25	Neil MacLENNAN	Ray GR09	1600	FF16A-N	11	55.738	0.271	81.826	55.899
3	5	Jonathan McMULLAN	Van Diemen LA10	1600	AFFA	11	55.739	0.272	81.825	55.778
4	15	David McARTHUR	Van Diemen LA10	1600	AFFA	11	55.888	0.421	81.607	55.992
5	22	Patrick DUSSAULT	Ray GR14	1600	AFFA	11	55.891	0.424	81.602	55.990
6	50	Jamie THORBURN	Ray GR15	1600	FF16A-N	11	56.038	0.571	81.388	56.602
7	21	Thomas CAPPEZZONE	Swift SC10	1600	AFFA	10	56.347	0.880	80.942	57.174
8	33	Jordan GRONKOWSKI	Van Diemen JL012K	1600	FF16A	11	56.368	0.901	80.912	56.906
9	92	Matthew CHISHOLM	Van Diemen RF92	1600	FF16B	9	56.420	0.953	80.837	56.612
10	17	Tom McARTHUR	Van Diemen LA10	1600	AFFA	8	56.722	1.255	80.407	56.809
11	55	Sam McKENZIE	Ray GR08	1600	Guest	10	56.754	1.287	80.362	56.798
12	28	Jamie JARDINE	Reynard FF84	1600	AFFD	10	56.765	1.298	80.346	56.836
13	6	Sebastian MELROSE	Ray GR14	1600	FF16A-N	10	56.841	1.374	80.239	57.054
14	3	Neil BROOME	Swift SC93C	1600	FF16B	11	56.938	1.471	80.102	56.945
15	26	Luke COOPER	Swift SC92	1600	AFFB	10	57.033	1.566	79.968	57.207
16	7	Matthew COWLEY	Reynard FF88	1600	AFFC	10	57.088	1.621	79.891	57.390
17	70	David THORBURN	Ray GR15	1600	FF16A	9	57.365	1.898	79.506	57.665
18	79	Phil HOOKER	Ray GR14	1600	FF16A-N	10	57.725	2.258	79.010	57.951
19	18	Ben TINKLER	Reynard FF89	1600	AFFD	10	57.926	2.459	78.736	58.306
20	77	Fraser GRAY	Ray GR14	1600	FF16A-N	10	58.283	2.816	78.253	58.797
21	8	Mario SARCHET	Reynard FF86	1600	AFFD	10	58.857	3.390	77.490	58.953
22	41	Colin TURNER	Van Diemen RF93	1600	FF16B	10	58.925	3.458	77.401	58.942
23	99	Stephen BARLOW	Ray 98	1600	FF16A-N	4	59.700	4.233	76.396	1:00.992
24	117	Andrew McGREGOR	Van Diemen RF86	1600	Guest	10	1:00.045	4.578	75.957	1:00.100
25	47	Phil NELSON	Hawke DL2B	1600	AFFE	9	1:02.084	6.617	73.462	1:03.513

Clerk of the Course :

Orbits

Sig : Time :

Chief Timekeeper : Ian Sharp (SMART Timing)

Results available at www.mylaps.com and www.smart-timing.co.uk

Printed: 14/09/2015 17:35:29



SMRC David Leslie Trophy Meeting

Scottish FF1600 & BRSCC Avon Tyres FF1600

Knockhill 1.267 miles

Qualifying 2

13/09/2015 08:45

Practice (10:00 Time) started at 8:43:36

Lap	Time of Day	Lap Tm	S1	S2	S3	S3Spd	SFSpd	Lap	Time of Day	Lap Tm	S1	S2	S3	S3Spd	SFSpd
9	8:53:53.056	1:04.310	21.402	24.953	17.955	96.836	86.257								

Clerk of the Course :

Orbits

Sig : Time :

Chief Timekeeper : Ian Sharp (SMART Timing)

Results available at www.mylaps.com and www.smart-timing.co.uk

Printed: 14/09/2015 17:35:54



SMRC David Leslie Trophy Meeting

Scottish FF1600 & BRSCC Avon Tyres FF1600

Knockhill 1.267 miles

Race 2 - 1st Race

13/09/2015 11:00

Race (10 Laps) started at 14:05:07

POLE POSITION

2 25 Neil MacLENNAN 55.738
4 15 David McARTHUR 55.888
6 50 Jamie THORBURN 56.038
8 33 Jordan GRONKOWSKI 56.368
10 17 Tom McARTHUR 56.722
12 28 Jamie JARDINE 56.765
14 3 Neil BROOME 56.938
16 7 Matthew COWLEY 57.088
18 79 Phil HOOKER 57.725
20 77 Fraser GRAY 58.283

1 78 Adam MacKAY 55.467
3 5 Jonathan McMULLAN 55.739
5 22 Patrick DUSSAULT 55.891
7 21 Thomas CAPEZZONE 56.347
9 92 Matthew CHISHOLM 56.420
11 55 Sam McKENZIE 56.754
13 6 Sebastian MELROSE 56.841
15 26 Luke COOPER 57.033
17 70 David THORBURN 57.365
19 18 Ben TINKLER 57.926

1
2
3
4
5
6
7
8
9
10

Clerk of the Course :

Orbits

Sig : Time :

Chief Timekeeper : Ian Sharp (SMART Timing)

Results available at www.mylaps.com and www.smart-timing.co.uk

Printed: 14/09/2015 17:36:32



SMRC David Leslie Trophy Meeting

Scottish FF1600 & BRSCC Avon Tyres FF1600

Knockhill 1.267 miles

Race 2 - 1st Race

13/09/2015 11:00

Race (10 Laps) started at 14:05:07

22

41 Colin TURNER
58.925

24

117 Andrew McGREGOR
1:00.045

26

16 Ivor MAIRS

21

8 Mario SARCHET
58.857

23

99 Stephen BARLOW
59.700

25

47 Phil NELSON
1:02.084

11

12

13

Clerk of the Course :

Orbits

Sig : Time :

Chief Timekeeper : Ian Sharp (SMART Timing)

Results available at www.mylaps.com and www.smart-timing.co.uk

Printed: 14/09/2015 17:36:32

SMRC David Leslie Trophy Meeting

Sorted on best lap time

Scottish Fiesta Championship

Knockhill 1.267 miles

Qualifying 3

13/09/2015 09:00

Practice (10:00 Time) started at 8:58:55

Pos	No.	Name	Make/Model	CC	Class Code	Laps	Best Tm	Diff	Best Speed	2nd Best
1	7	Kevin WHYTE	Ford Fiesta ST	2000	ST	10	1:02.248		73.269	1:02.301
2	51	Chris MILFORD	Ford Fiesta ST	2000	ST	10	1:02.394	0.146	73.097	1:02.575
3	31	George ORR	Ford Fiesta ST	2000	ST	10	1:02.590	0.342	72.869	1:02.616
4	14	John BALFOUR	Ford Fiesta ST	2000	ST	9	1:03.074	0.826	72.309	1:03.608
5	61	Peter CRUICKSHANK	Ford Fiesta ST	2000	ST	10	1:03.126	0.878	72.250	1:03.142
6	55	Stephen WARD	Ford Fiesta ST	2000	ST	10	1:03.304	1.056	72.047	1:03.336
7	1	Wayne MacAULEY	Ford Fiesta ST	2000	ST	9	1:03.366	1.118	71.976	1:03.528
8	37	Russell MORGAN	Ford Fiesta ST	2000	ST	9	1:03.815	1.567	71.470	1:03.956
9	24	Steven GRAY	Ford Fiesta XR2	1600	XR	9	1:04.293	2.045	70.938	1:04.456
10	50	Jim DEANS	Ford Fiesta XR2	1600	XR	10	1:04.344	2.096	70.882	1:04.606
11	19	Josh ORR	Ford Fiesta XR2	1600	XRN	9	1:05.364	3.116	69.776	1:06.003
12	22	Gavin BUTTERWORTH	Ford Fiesta XR2	1600	XRN	8	1:06.257	4.009	68.836	1:07.011
13	18	Barry FARQUHARSON	Ford Fiesta XR2	1600	XRN	9	1:06.355	4.107	68.734	1:06.871
14	17	Gary WEBSTER	Ford Fiesta XR2	1600	XRN	9	1:06.433	4.185	68.653	1:06.471
15	28	David TAYLOR	Ford Fiesta XR2	1600	XRN	9	1:08.072	5.824	67.000	1:08.238
16	20	Chris McNEILL	Ford Fiesta XR2	1600	XRN	9	1:09.237	6.989	65.873	1:09.296
17	69	Jade MAXWELL	Ford Fiesta XR2	1600	Guest	8	1:09.440	7.192	65.680	1:09.726
18	81	Graeme CUTHBERT	Ford Fiesta XR2	1600	XRN	8	1:09.512	7.264	65.612	1:11.078

Clerk of the Course :

Orbits

Sig : Time :

Chief Timekeeper : Ian Sharp (SMART Timing)

Results available at www.mylaps.com and www.smart-timing.co.uk

Printed: 14/09/2015 17:40:54



SMRC David Leslie Trophy Meeting

Scottish Fiesta Championship

Knockhill 1.267 miles

Qualifying 3

13/09/2015 09:00

Practice (10:00 Time) started at 8:58:55

Lap	Time of Day	Lap Tm	S1	S2	S3	S3Spd	SFSpd	Lap	Time of Day	Lap Tm	S1	S2	S3	S3Spd	SFSpd
(17) Gary WEBSTER															
1	9:00:50.721			33.792	24.552	54.075	69.686								
2	9:02:03.063	1:12.342	23.889	26.473	21.980	82.951	68.060								
3	9:03:15.308	1:12.245	23.752	28.041	20.452	82.645	75.402								
4	9:04:23.092	1:07.784	22.890	24.780	20.114	83.780	74.897								
5	9:05:29.525	1:06.433	21.846	24.531	20.056	84.946	74.730								
6	9:06:36.096	1:06.571	21.539	25.252	19.780	85.706	75.402								
7	9:07:42.567	1:06.471	21.510	24.484	20.477	86.479	74.647								
8	9:08:49.062	1:06.495	21.446	24.403	20.646	80.368	75.487								
9	9:09:55.812	1:06.750	21.526	24.787	20.437	79.795	75.572								
(28) David TAYLOR															
1	9:00:36.043			31.067	22.276	79.795	66.774								
2	9:01:50.779	1:14.736	23.892	30.033	20.811	82.341	74.152								
3	9:03:01.581	1:10.802	23.586	26.690	20.526	84.095	74.152								
4	9:04:10.538	1:08.957	22.661	25.863	20.433	85.162	74.481								
5	9:05:20.566	1:10.028	23.233	25.588	21.207	84.412	74.730								
6	9:06:29.394	1:08.828	22.505	25.739	20.584	84.839	73.989								
7	9:07:37.632	1:08.238	22.477	25.335	20.426	84.518	73.989								
8	9:08:45.704	1:08.072	22.357	25.286	20.429	84.732	73.502								
9	9:10:06.605	1:20.901	27.840	28.431	24.630	63.973	73.262								
(20) Chris McNEILL															
1	9:00:34.467			29.560	23.198	75.487	73.102								
2	9:01:49.660	1:15.193	24.054	29.036	22.103	76.958	75.828								
3	9:03:00.750	1:11.090	24.090	26.565	20.435	83.571	75.148								
4	9:04:09.987	1:09.237	22.998	25.947	20.292	84.625	75.233								
5	9:05:22.592	1:12.605	24.492	27.539	20.574	84.625	75.402								
6	9:06:31.888	1:09.296	23.072	25.717	20.507	84.518	75.402								
7	9:07:43.320	1:11.432	22.706	26.873	21.853	84.306	74.813								
8	9:08:57.829	1:14.509	25.447	27.112	21.950	76.259	74.234								
9	9:10:09.001	1:11.172	24.075	26.710	20.387	83.467	75.317								
(69) Jade MAXWELL															
1	9:00:45.427			34.709	23.984	64.218	67.785								
2	9:02:01.333	1:15.906	25.351	28.633	21.922	78.672	70.789								
3	9:03:14.961	1:13.628	24.917	27.318	21.393	80.658	71.850								
4	9:04:27.288	1:12.327	24.395	26.847	21.085	80.950	72.549								
5	9:05:39.129	1:11.841	23.980	27.009	20.852	80.272	73.022								
6	9:06:51.253	1:12.124	23.199	26.554	22.371	81.343	72.159								
7	9:08:00.979	1:09.726	22.851	26.367	20.508	82.747	72.943								
8	9:09:10.419	1:09.440	22.739	25.610	21.091	82.240	72.943								
(81) Graeme CUTHBERT															
1	9:00:32.788			32.346	24.292	69.112	68.899								
2	9:01:49.407	1:16.619	25.058	29.283	22.278	74.981	72.627								
3	9:03:03.694	1:14.287	25.674	27.883	20.730	81.146	72.943								
4	9:04:16.520	1:12.826	23.324	27.373	22.129	80.368	72.706								
5	9:05:27.598	1:11.078	22.785	27.353	20.940	80.561	72.864								
6	9:06:37.110	1:09.512	22.505	26.207	20.800	80.081	73.102								
7	9:07:49.078	1:11.968	23.499	27.887	20.582	81.048	73.182								
8	9:09:00.773	1:11.695	22.404	28.280	21.011	74.399	72.943								

Clerk of the Course :

Orbits

Sig : Time :

Chief Timekeeper : Ian Sharp (SMART Timing)

Results available at www.mylaps.com and www.smart-timing.co.uk

Printed: 14/09/2015 17:41:23



SMRC David Leslie Trophy Meeting

Scottish Fiesta Championship

Knockhill 1.267 miles

Race 3 - 1st Race

13/09/2015 11:25

Race (10 Laps) started at 14:23:29

POLE POSITION

2
51 Chris MILFORD
1:02.394

1
7 Kevin WHYTE
1:02.248

1

4
14 John BALFOUR
1:03.074

3
31 George ORR
1:02.590

2

6
55 Stephen WARD
1:03.304

5
61 Peter CRUICKSHANK
1:03.126

3

8
37 Russell MORGAN
1:03.815

7
1 Wayne MacAULEY
1:03.366

4

10
50 Jim DEANS
1:04.344

9
24 Steven GRAY
1:04.293

5

12
22 Gavin BUTTERWORTH
1:06.257

11
19 Josh ORR
1:05.364

6

14
17 Gary WEBSTER
1:06.433

13
18 Barry FARQUHARSON
1:06.355

7

16
20 Chris McNEILL
1:09.237

15
28 David TAYLOR
1:08.072

8

18
81 Graeme CUTHBERT
1:09.512

17
69 Jade MAXWELL
1:09.440

9

Clerk of the Course :

Orbits

Sig : Time :

Chief Timekeeper : Ian Sharp (SMART Timing)

Results available at www.mylaps.com and www.smart-timing.co.uk

Printed: 14/09/2015 17:42:03



SMRC David Leslie Trophy Meeting**Sorted on best lap time**

Scottish Legends Championship

Knockhill 1.267 miles

Familiarisation - Q4

13/09/2015 09:15

Practice (6 Laps) started at 9:13:34

Pos	No.	Name	Make/Model	CC	Class Code	Laps	Best Tm	Diff	Best Speed	2nd Best
1	1	John PATERSON	Ford Coupe	1250	L	6	1:00.027		75.980	1:00.958
2	31	Ben MASON	Chevy Sedan	1250	LT	6	1:00.453	0.426	75.444	1:00.983
3	6	David HUNTER	Ford Coupe	1250	L	6	1:00.559	0.532	75.312	1:00.792
4	37	Ivor GREENWOOD	Ford Coupe	1250	L	6	1:00.608	0.581	75.251	1:00.727
5	7	Alan FREELAND	Ford Coupe	1250	LT	6	1:00.859	0.832	74.941	1:01.286
6	82	Warren ALLAN	Ford Coupe	1250	L	6	1:00.910	0.883	74.878	1:01.177
7	52	Stewart BLACK	Ford Coupe	1250	L	6	1:01.221	1.194	74.498	1:01.610
8	2	Steven McGILL	Ford Coupe	1250	L	6	1:01.557	1.530	74.091	1:01.602
9	58	Mark CUMMING	Ford Coupe	1250	L R	6	1:01.846	1.819	73.745	1:01.955
10	3	Ian McLEISH	Ford Coupe	1250	L R	6	1:02.001	1.974	73.561	1:02.263
11	26	Scott HYNDS	Ford Coupe	1250	LT	3	1:02.048	2.021	73.505	1:03.140
12	18	Gary LYNCH	Ford Coupe	1250	L	6	1:02.578	2.551	72.882	1:02.579
13	5	Andrew DUNN	Ford Coupe	1250	LT R	6	1:02.620	2.593	72.834	1:02.999
14	16	John BUSHBY	Chevy Sedan	1250	L	6	1:04.412	4.385	70.807	1:04.783
15	17	Billy WAIT	Ford Coupe	1250	L	1			-	

Clerk of the Course :

Orbits

Sig : Time :

Chief Timekeeper : Ian Sharp (SMART Timing)

Results available at www.mylaps.com and www.smart-timing.co.uk

Printed: 14/09/2015 17:45:21



SMRC David Leslie Trophy Meeting

Scottish Legends Championship

Familiarisation - Q4

Practice (6 Laps) started at 9:13:34

Knockhill 1.267 miles

13/09/2015 09:15

Lap	Time of Day	Lap Tm	S1	S2	S3	S3Spd	SFSpd	Lap	Time of Day	Lap Tm	S1	S2	S3	S3Spd	SFSpd
(1) John PATERSON								(26) Scott HYNDS							
1	9:14:51.883			26.171	19.132	92.181	86.927	1	9:14:56.213			26.669	19.419	95.323	87.608
2	9:15:52.841	1:00.958	19.903	23.142	17.913	98.254	89.120	2	9:16:01.596	1:05.383	21.131	24.273	19.979	98.543	87.494
3	9:16:54.309	1:01.468	20.281	23.220	17.967	97.682	88.068	3	9:17:05.346	1:03.750	21.221	24.063	18.466	98.979	89.358
4	9:17:54.336	1:00.027	19.401	22.818	17.808	99.125	87.040	4	9:18:07.609	1:02.263	20.462	23.670	18.131	97.540	90.077
5	9:18:55.952	1:01.616	19.776	23.321	18.519	96.143	86.368	5	9:19:10.160	1:02.551	20.864	23.376	18.311	98.979	89.239
6	9:19:56.918	1:00.966	19.764	23.039	18.163	96.558	85.925	6	9:20:12.161	1:02.001	20.240	23.614	18.147	97.540	88.532
(31) Ben MASON								(18) Gary LYNCH							
1	9:14:57.512			25.489	19.334	99.863	88.068	1	9:14:59.307			27.050	21.376	90.198	83.885
2	9:16:01.085	1:03.573	20.313	24.093	19.167	100.611	89.120	2	9:16:03.923	1:04.616	21.140	24.213	19.263	95.595	85.379
3	9:17:03.405	1:02.320	20.771	23.088	18.461	98.398	87.608	3	9:17:07.481	1:03.558	20.613	24.174	18.771	94.518	85.487
4	9:18:04.647	1:01.242	19.992	22.773	18.477	96.419	87.153	4	9:18:11.424	1:03.943	20.736	24.604	18.603	96.281	85.815
5	9:19:05.630	1:00.983	19.891	22.653	18.439	97.682	87.266	5	9:19:14.003	1:02.579	20.227	23.674	18.678	95.731	85.596
6	9:20:06.083	1:00.453	19.654	22.628	18.171	97.257	87.608	6	9:20:16.581	1:02.578	20.107	23.906	18.565	94.785	84.946
(6) David HUNTER								(5) Andrew DUNN							
1	9:14:56.922			25.619	19.011	98.833	89.836	1	9:14:55.697			27.754	19.473	93.726	86.814
2	9:16:00.714	1:03.792	20.654	24.151	18.987	100.460	91.055	2	9:16:00.643	1:04.946	21.368	24.090	19.488	94.785	87.837
3	9:17:02.226	1:01.512	19.955	23.101	18.456	99.419	89.477	3	9:17:03.642	1:02.999	20.918	23.360	18.721	97.257	88.649
4	9:18:03.373	1:01.147	19.940	23.063	18.144	99.566	89.596	4	9:18:07.350	1:03.708	20.909	23.935	18.864	95.595	89.358
5	9:19:04.165	1:00.792	19.795	22.911	18.086	99.714	89.596	5	9:19:09.970	1:02.620	20.529	23.591	18.500	97.117	85.596
6	9:20:04.724	1:00.559	19.618	22.891	18.050	99.566	89.836	6	9:20:13.122	1:03.152	20.863	23.968	18.321	96.836	87.380
(37) Ivor GREENWOOD								(16) John BUSHBY							
1	9:14:54.099			26.351	18.448	96.697	91.928	1	9:15:05.948			28.090	21.667	88.649	82.543
2	9:15:56.369	1:02.270	20.359	23.685	18.226	98.688	90.686	2	9:16:13.941	1:07.993	21.744	26.308	19.941	92.181	83.157
3	9:16:57.312	1:00.943	19.853	23.043	18.047	101.678	91.928	3	9:17:19.069	1:05.128	21.289	24.667	19.172	93.988	84.946
4	9:17:58.242	1:00.930	19.505	23.392	18.033	98.688	89.836	4	9:18:23.874	1:04.805	21.102	24.390	19.313	94.120	84.518
5	9:18:58.969	1:00.727	19.649	23.100	17.978	100.310	90.320	5	9:19:28.286	1:04.412	20.931	24.349	19.132	93.076	84.625
6	9:19:59.577	1:00.608	19.713	23.110	17.785	100.161	90.442	6	9:20:33.069	1:04.783	20.889	24.540	19.354	93.205	84.095
(7) Alan FREELAND								(17) Billy WAIT							
1	9:14:50.579			26.464	19.085	95.868	87.722	1	9:15:03.532			26.873	20.165	89.120	82.442
2	9:15:52.432	1:01.853	20.525	23.128	18.200	97.824	87.722								
3	9:16:53.291	1:00.859	19.797	23.007	18.055	97.117	87.837								
4	9:17:54.611	1:01.320	19.857	23.185	18.278	95.188	90.320								
5	9:18:55.976	1:01.365	20.023	22.804	18.538	98.543	87.722								
6	9:19:57.262	1:01.286	20.027	22.837	18.422	98.111	89.002								
(82) Warren ALLAN															
1	9:14:52.486			25.843	19.249	96.281	87.494								
2	9:15:54.530	1:02.044	20.068	23.479	18.497	97.682	86.814								
3	9:16:56.047	1:01.517	20.106	23.178	18.233	96.836	86.479								
4	9:17:57.450	1:01.403	20.064	23.126	18.213	96.976	86.814								
5	9:18:58.360	1:00.910	19.853	22.939	18.118	97.540	87.380								
6	9:19:59.537	1:01.177	19.603	23.269	18.305	96.836	82.645								
(52) Stewart BLACK															
1	9:15:03.681			25.756	19.599	96.558	88.299								
2	9:16:06.934	1:03.253	20.972	23.685	18.596	96.836	88.183								
3	9:17:08.688	1:01.754	20.472	23.067	18.215	97.399	88.532								
4	9:18:10.298	1:01.610	19.994	23.573	18.043	96.976	88.416								
5	9:19:11.519	1:01.221	20.147	22.994	18.080	97.967	88.068								
6	9:20:13.595	1:02.076	20.067	23.484	18.525	99.566	89.002								
(2) Steven McGILL															
1	9:14:53.891			26.325	18.764	94.385	88.068								
2	9:15:55.546	1:01.655	20.065	23.497	18.093	97.824	88.532								
3	9:16:57.103	1:01.557	20.054	23.384	18.119	98.688	88.299								
4	9:17:59.008	1:01.905	20.284	23.350	18.271	97.540	89.239								
5	9:19:00.610	1:01.602	20.118	23.326	18.158	98.543	88.767								
6	9:20:03.383	1:02.773	20.256	23.664	18.853	96.281	81.540								
(58) Mark CUMMING															
1	9:14:57.922			26.184	19.768	90.809	90.198								
2	9:16:01.711	1:03.789	20.511	23.972	19.306	99.419	90.932								
3	9:17:04.923	1:03.212	20.646	23.987	18.579	99.566	88.884								
4	9:18:06.878	1:01.955	20.493	23.126	18.336	99.863	89.477								
5	9:19:08.724	1:01.846	20.051	23.453	18.342	98.254	88.884								
6	9:20:10.728	1:02.004	20.139	23.420	18.445	97.824	89.002								
(3) Ian McLEISH															

Clerk of the Course :

Sig :

Time :

Chief Timekeeper : Ian Sharp (SMART Timing)

Results available at www.mylaps.com and www.smart-timing.co.uk

Printed: 14/09/2015 17:45:41

Orbits



SMRC David Leslie Trophy Meeting

Sorted on best lap time

Celtic Speed Mini Cooper Cup

Knockhill 1.267 miles

Qualifying 5

13/09/2015 09:30

Practice started at 9:23:45

Pos	No.	Name	Make/Model	CC	Class Code	Laps	Best Tm	Diff	Best Speed	2nd Best
1	70	Oliver MORTIMER	Mini Cooper	1600	SM	9	1:02.776		72.653	1:02.975
2	1	Kenneth THIRLWALL	Mini Cooper	1600	SM	8	1:03.151	0.375	72.221	1:03.227
3	3	Joe TANNER	Mini Cooper	1600	SM	9	1:03.227	0.451	72.134	1:03.245
4	20	Kyle REID	Mini Cooper	1600	SM	8	1:03.411	0.635	71.925	1:03.869
5	87	Paul BELL	Mini Cooper	1600	SM	9	1:03.535	0.759	71.785	1:03.836
6	27	Lewis CARTER	Mini Cooper	1600	SM	9	1:03.685	0.909	71.616	1:03.711
7	11	Morgan MURRAY	Mini Cooper	1600	SMN	9	1:03.874	1.098	71.404	1:03.942
8	8	Hannah CHAPMAN	Mini Cooper	1600	SM L	8	1:03.885	1.109	71.391	1:03.910
9	5	Des WHEATLEY	Mini Cooper	1600	SM	8	1:03.903	1.127	71.371	1:03.917
10	26	William BLAKE	Mini Cooper	1600	SMN	8	1:03.950	1.174	71.319	1:04.018
11	38	Scott FORBES	Mini Cooper	1600	SM	8	1:03.955	1.179	71.313	1:03.960
12	29	Chris REID	Mini Cooper	1600	SM	8	1:04.008	1.232	71.254	1:04.291
13	91	Robbie DALGLEISH	Mini Cooper	1600	SMN	8	1:04.097	1.321	71.155	1:04.262
14	47	Reis ROBERTSON	Mini Cooper	1600	SMN	8	1:04.107	1.331	71.144	1:04.277
15	6	Daniel DREELAN	Mini Cooper	1600	SM	9	1:04.165	1.389	71.080	1:04.176
16	7	Jonny DREELAN	Mini Cooper	1600	SMN	8	1:04.343	1.567	70.883	1:04.758
17	30	Callum DRYBURGH	Mini Cooper	1600	SM	8	1:04.348	1.572	70.878	1:04.372
18	98	Brandon WALSH	Mini Cooper	1600	SMN	9	1:04.450	1.674	70.766	1:04.483
19	74	Ian WALSH	Mini Cooper	1600	SMN	8	1:04.589	1.813	70.613	1:04.898
20	9	Martin McGEOUGH	Mini Cooper	1600	SMN	6	1:05.430	2.654	69.706	1:05.565
21	96	Taeler SHAND	Mini Cooper	1600	SMN L	7	1:06.073	3.297	69.027	1:07.086

Clerk of the Course :

Orbits

Sig : Time :

Chief Timekeeper : Ian Sharp (SMART Timing)

Results available at www.mylaps.com and www.smart-timing.co.uk

Printed: 14/09/2015 17:15:22



SMRC David Leslie Trophy Meeting

Celtic Speed Mini Cooper Cup

Knockhill 1.267 miles

Qualifying 5

13/09/2015 09:30

Practice started at 9:23:45

Lap	Time of Day	Lap Tm	S1	S2	S3	S3Spd	SFSpd	Lap	Time of Day	Lap Tm	S1	S2	S3	S3Spd	SFSpd
2	9:26:04.467	1:06.692	22.096	24.737	19.859	84.095	73.907								
3	9:31:48.397	4:27.224		25.017	19.640	83.989	75.064								
4	9:32:53.935	1:05.538	21.234	24.624	19.680	85.596	75.402								
5	9:33:58.778	1:04.843	21.190	24.050	19.603	85.925	74.981								
6	9:35:03.653	1:04.875	20.821	24.437	19.617	85.270	74.152								
7	9:36:07.818	1:04.165	20.757	23.908	19.500	85.270	74.730								
8	9:37:12.008	1:04.190	20.634	23.984	19.572	85.270	74.070								
9	9:38:16.184	1:04.176	20.746	23.972	19.458	85.706	74.481								

(7) Jonny DREELAN

1	9:25:31.240			30.064	22.397	81.048	74.897
2	9:31:47.855	4:52.303		25.528	19.993	84.946	74.813
3	9:32:53.529	1:05.674		24.645	19.622	85.925	75.317
4	9:33:58.287	1:04.758	21.142	24.026	19.590	86.479	75.657
5	9:35:03.855	1:05.568	21.022	24.490	20.056	86.146	75.828
6	9:36:10.051	1:06.196	21.783	24.411	20.002	86.368	76.000
7	9:37:15.338	1:05.287	21.059	24.432	19.796	86.814	75.914
8	9:38:19.681	1:04.343	20.833	24.115	19.395	87.153	75.914

(30) Callum DRYBURGH

1	9:25:27.064			29.795	22.352	76.519	74.647
2	9:31:50.276	5:04.957		26.622	20.573	77.671	74.481
3	9:32:54.951	1:04.675		24.293	19.536	85.706	74.152
4	9:33:59.323	1:04.372	20.668	23.946	19.758	86.590	73.907
5	9:35:06.972	1:07.649	21.531	26.420	19.698	85.054	73.989
6	9:36:11.320	1:04.348	20.709	24.043	19.596	85.815	74.564
7	9:37:15.737	1:04.417	20.629	24.061	19.727	85.379	74.730
8	9:38:21.457	1:05.720	21.902	24.335	19.483	85.054	74.897

(98) Brandon WALSH

1	9:25:29.160			29.556	22.394	65.663	74.647
2	9:31:42.934	4:52.288		24.573	19.534	85.054	75.742
3	9:32:47.722	1:04.788		24.179	19.746	85.925	75.148
4	9:33:52.496	1:04.774	20.554	24.650	19.570	84.946	74.897
5	9:34:57.042	1:04.546	20.601	24.374	19.571	85.270	74.399
6	9:36:01.492	1:04.450	20.640	24.359	19.451	85.379	75.064
7	9:37:05.975	1:04.483	20.677	24.263	19.543	84.946	74.981
8	9:38:10.721	1:04.746	20.788	24.315	19.643	85.596	74.070
9	9:39:15.525	1:04.804	21.353	24.023	19.428	86.702	75.828

(74) Ian WALSH

1	9:25:26.136			29.457	23.424	58.052	73.502
2	9:32:07.554	5:26.570		29.074	21.172	70.417	73.826
3	9:33:13.154	1:05.600		24.265	20.009	84.306	73.342
4	9:34:18.352	1:05.198	21.012	24.372	19.814	84.200	73.583
5	9:35:22.941	1:04.589	20.792	24.157	19.640	84.095	74.070
6	9:36:27.839	1:04.898	20.683	24.286	19.929	84.200	73.422
7	9:37:32.969	1:05.130	20.896	24.373	19.861	85.054	73.262
8	9:38:38.539	1:05.570	20.845	24.946	19.779	85.379	71.391

(9) Martin McGEOUGH

1	9:25:22.961			30.279	23.721	56.871	74.070
2	9:34:48.673	4:22.256	8:40.013	25.648	20.051	82.747	73.989
3	9:35:56.211	1:07.538	21.445	25.299	20.794	83.157	74.564
4	9:37:01.641	1:05.430	21.068	24.399	19.963	85.379	73.745
5	9:38:08.424	1:06.783	21.415	25.550	19.818	80.658	74.152
6	9:39:13.989	1:05.565	21.125	24.580	19.860	85.270	74.647

(96) Taeler SHAND

1	9:25:34.084						
2	9:32:09.943	5:10.713	5:48.596	26.356	20.907	80.465	71.773
3	9:33:17.265	1:07.322	22.067	25.213	20.042	82.747	71.696
4	9:34:24.351	1:07.086	21.660	25.448	19.978	81.938	71.773
5	9:35:31.790	1:07.439	21.384	25.293	20.762	82.341	71.927
6	9:36:37.863	1:06.073	21.414	24.779	19.880	84.518	73.022
7	9:37:54.890	1:17.027	21.313	32.259	23.455	60.349	37.386

Clerk of the Course :

Orbits

Sig : Time :

Chief Timekeeper : Ian Sharp (SMART Timing)

Results available at www.mylaps.com and www.smart-timing.co.uk

Printed: 14/09/2015 17:15:59



SMRC David Leslie Trophy Meeting

Celtic Speed Mini Cooper Cup

Knockhill 1.267 miles

Race 5 - 1st Race

13/09/2015 12:10

Race (8 Laps) started at 15:01:42

POLE POSITION

2 1 Kenneth THIRLWALL 1:03.151
4 20 Kyle REID 1:03.411
6 27 Lewis CARTER 1:03.685
8 8 Hannah CHAPMAN 1:03.885
10 26 William BLAKE 1:03.950
12 29 Chris REID 1:04.008
14 47 Reis ROBERTSON 1:04.107
16 7 Jonny DREELAN 1:04.343
18 98 Brandon WALSH 1:04.450
20 9 Martin McGEOUGH 1:05.430

1 70 Oliver MORTIMER 1:02.776
3 3 Joe TANNER 1:03.227
5 87 Paul BELL 1:03.535
7 11 Morgan MURRAY 1:03.874
9 5 Des WHEATLEY 1:03.903
11 38 Scott FORBES 1:03.955
13 91 Robbie DALGLEISH 1:04.097
15 6 Daniel DREELAN 1:04.165
17 30 Callum DRYBURGH 1:04.348
19 74 Ian WALSH 1:04.589

1
2
3
4
5
6
7
8
9
10

Clerk of the Course :

Orbits

Sig : Time :

Chief Timekeeper : Ian Sharp (SMART Timing)

Results available at www.mylaps.com and www.smart-timing.co.uk

Printed: 14/09/2015 17:16:35

SMRC David Leslie Trophy Meeting

Celtic Speed Mini Cooper Cup

Knockhill 1.267 miles

Race 5 - 1st Race

13/09/2015 12:10

Race (8 Laps) started at 15:01:42



21

11

96 Taeler SHAND
1:06.073

Clerk of the Course :

Orbits

Sig : Time :

Chief Timekeeper : Ian Sharp (SMART Timing)

Results available at www.mylaps.com and www.smart-timing.co.uk

Printed: 14/09/2015 17:16:35

SMRC David Leslie Trophy Meeting

Sorted on best lap time

Scottish BMW Compact Cup

Knockhill 1.267 miles

Qualifying 6

13/09/2015 09:45

Practice (10:00 Time) started at 9:48:19

Pos	No.	Name	Make/Model	CC	Class Code	Laps	Best Tm	Diff	Best Speed	2nd Best
1	85	Gary CLARK	BMW Compact	1900	BMWCCN	9	1:02.935		72.469	1:03.389
2	2	Steven DAILLY	BMW Compact	1900	BMWCC	9	1:03.245	0.310	72.114	1:03.261
3	97	Greig SUTHERLAND	BMW Compact	1900	BMWCCN	9	1:03.253	0.318	72.105	1:03.458
4	23	David McNAUGHTON	BMW Compact	1900	BMWCC	9	1:03.387	0.452	71.952	1:03.651
5	87	Andrew WINCHESTER	BMW Compact	1900	BMWCC	9	1:03.451	0.516	71.880	1:03.473
6	72	Cliff HARPER	BMW Compact	1900	BMWCC	8	1:03.593	0.658	71.719	1:03.594
7	92	Carol BROWN	BMW Compact	1900	BMWCC	9	1:03.685	0.750	71.616	1:03.701
8	75	Michael COURTS	BMW Compact	1900	BMWCCN	9	1:03.778	0.843	71.511	1:04.216
9	91	Neil MacINNES	BMW Compact	1900	BMWCCN	9	1:03.840	0.905	71.442	1:04.004
10	45	Calum KING	BMW Compact	1900	BMWCCN	9	1:04.034	1.099	71.225	1:04.193
11	8	Derek KINGHORN	BMW Compact	1900	BMWCCN	9	1:04.035	1.100	71.224	1:04.148
12	7	Steven KING	BMW Compact	1900	BMWCCN	9	1:04.117	1.182	71.133	1:04.226
13	6	Phil DRYBURGH	BMW Compact	1900	BMWCC	9	1:04.157	1.222	71.089	1:04.160
14	84	Robert MARSHALL	BMW Compact	1900	BMWCCN	9	1:04.346	1.411	70.880	1:04.421
15	77	Ashleigh MORRIS	BMW Compact	1900	BMWCC	8	1:04.370	1.435	70.854	1:04.604
16	81	Douglas SIMPSON	BMW Compact	1900	BMWCCN	9	1:04.402	1.467	70.818	1:04.441
17	14	Lee ELRICK	BMW Compact	1900	BMWCCN	9	1:04.405	1.470	70.815	1:04.454
18	21	Zack RUNCIE	BMW Compact	1900	BMWCC	9	1:04.458	1.523	70.757	1:04.801
19	40	Steven GOLDIE	BMW Compact	1900	BMWCCN	9	1:04.474	1.539	70.739	1:04.644
20	78	James LESLIE	BMW Compact	1900	BMWCCN	9	1:04.567	1.632	70.637	1:05.086
21	68	Donald MacCOLL	BMW Compact	1900	BMWCCN	9	1:04.622	1.687	70.577	1:05.070
22	83	David NOBLE	BMW Compact	1900	BMWCC	9	1:04.630	1.695	70.568	1:04.841
23	18	Graham KELLY	BMW Compact	1900	BMWCCN	9	1:04.697	1.762	70.495	1:04.763
24	28	Robert DRYBURGH	BMW Compact	1900	Guest	9	1:04.982	2.047	70.186	1:05.127
25	35	Martin BUCHAN	BMW Compact	1900	BMWCCN	9	1:05.167	2.232	69.987	1:05.196
26	76	Jonathan ATKINSON	BMW Compact	1900	BMWCCN	9	1:05.234	2.299	69.915	1:05.812
27	5	Colin GILLIESPIE	BMW Compact	1900	BMWCCN	9	1:05.378	2.443	69.761	1:05.699
28	16	Ivor MAIRS	BMW Compact	1900	BMWCC	8	1:06.437	3.502	68.649	1:06.484
29	66	Ross JOHNSTONE	BMW Compact	1900	BMWCCN	8	1:09.630	6.695	65.501	1:09.677
30	17	Duncan GRANT	BMW Compact	1900	BMWCCN	8	1:09.671	6.736	65.463	1:10.495
31	67	Wendy NEWTON	BMW Compact	1900	BMWCCN	8	1:09.882	6.947	65.265	1:10.698

Clerk of the Course :

Orbits

Sig : Time :

Chief Timekeeper : Ian Sharp (SMART Timing)

Results available at www.mylaps.com and www.smart-timing.co.uk

Printed: 14/09/2015 17:23:02



SMRC David Leslie Trophy Meeting

Scottish BMW Compact Cup

Knockhill 1.267 miles

Qualifying 6

13/09/2015 09:45

Practice (10:00 Time) started at 9:48:19

Lap	Time of Day	Lap Tm	S1	S2	S3	S3Spd	SFSpd	Lap	Time of Day	Lap Tm	S1	S2	S3	S3Spd	SFSpd
(16) Ivor MAIRS															
1	9:50:47.944														
2	9:52:01.837	1:13.893													
3	9:53:14.277	1:12.440													
4	9:54:28.282	1:14.005													
5	9:55:37.419	1:09.137													
6	9:56:45.763	1:08.344													
7	9:57:52.200	1:06.437													
8	9:58:58.684	1:06.484													
(66) Ross JOHNSTONE															
1	9:50:16.599					24.871	73.583								
2	9:51:32.156	1:15.557				22.001	74.647								
3	9:52:42.869	1:10.713				21.307	75.657								
4	9:53:53.140	1:10.271				20.978	76.259								
5	9:55:04.977	1:11.837	22.187	26.647	23.003		75.317								
6	9:56:14.607	1:09.630	22.145				76.086								
7	9:57:24.284	1:09.677	21.791	26.800	21.086		73.102								
8	9:58:40.715	1:16.431	22.137	27.112	27.182		32.232								
(17) Duncan GRANT															
1	9:50:40.284			40.081	27.029	52.387	73.664								
2	9:51:54.013	1:13.729	24.292	27.814	21.623	83.467	75.828								
3	9:53:05.362	1:11.349	23.797	26.698	20.854	85.270	77.047								
4	9:54:16.345	1:10.983	22.981	26.912	21.090	81.540	76.259								
5	9:55:28.223	1:11.878	23.734	26.242	21.902	85.162	76.694								
6	9:56:38.718	1:10.495	23.336	26.357	20.802	85.379	76.172								
7	9:57:48.389	1:09.671	22.814	26.191	20.666	85.706	74.564								
8	9:59:01.005	1:12.616	22.947	26.058	23.611	85.706	34.807								
(67) Wendy NEWTON															
1	9:50:21.305			41.263	26.532	74.897	71.696								
2	9:51:36.757	1:15.452	24.975	28.138	22.339	79.511	73.182								
3	9:52:48.497	1:11.740	23.194	26.827	21.719	82.543	74.152								
4	9:53:59.851	1:11.354	24.056	26.504	20.794	83.260	73.583								
5	9:55:09.733	1:09.882	23.076	26.065	20.741	83.260	73.745								
6	9:56:20.431	1:10.698	23.613	26.053	21.032	83.467	73.745								
7	9:57:33.420	1:12.989	23.886	26.887	22.216	82.442	73.664								
8	9:58:46.135	1:12.715	24.148	27.335	21.232	79.323	73.262								

Clerk of the Course :

Orbits

Sig : Time :

Chief Timekeeper : Ian Sharp (SMART Timing)

Results available at www.mylaps.com and www.smart-timing.co.uk

Printed: 14/09/2015 17:23:25



SMRC David Leslie Trophy Meeting

Scottish BMW Compact Cup

Knockhill 1.267 miles

Race 6 - 1st Race

13/09/2015 12:35

Race (13 Laps) started at 15:19:27

POLE POSITION

2
2 Steven DAILLY
1:03.245

4
23 David McNAUGHTON
1:03.387

6
72 Cliff HARPER
1:03.593

8
75 Michael COURTS
1:03.778

10
45 Calum KING
1:04.034

12
7 Steven KING
1:04.117

14
84 Robert MARSHALL
1:04.346

16
81 Douglas SIMPSON
1:04.402

18
21 Zack RUNCIE
1:04.458

20
78 James LESLIE
1:04.567

1
85 Gary CLARK
1:02.935

3
97 Greig SUTHERLAND
1:03.253

5
87 Andrew WINCHESTER
1:03.451

7
92 Carol BROWN
1:03.685

9
91 Neil MacINNES
1:03.840

11
8 Derek KINGHORN
1:04.035

13
6 Phil DRYBURGH
1:04.157

15
77 Ashleigh MORRIS
1:04.370

17
14 Lee ELRICK
1:04.405

19
40 Steven GOLDIE
1:04.474

1
2
3
4
5
6
7
8
9
10

Clerk of the Course :

Orbits

Sig : Time :

Chief Timekeeper : Ian Sharp (SMART Timing)

Results available at www.mylaps.com and www.smart-timing.co.uk



SMRC David Leslie Trophy Meeting

Scottish BMW Compact Cup

Knockhill 1.267 miles

Race 6 - 1st Race

13/09/2015 12:35

Race (13 Laps) started at 15:19:27

22

83 David NOBLE
1:04.630

24

28 Robert DRYBURGH
1:04.982

26

76 Jonathan ATKINSON
1:05.234

28

16 Ivor MAIRS
1:06.437

30

17 Duncan GRANT
1:09.671

21

68 Donald MacCOLL
1:04.622

23

18 Graham KELLY
1:04.697

25

35 Martin BUCHAN
1:05.167

27

5 Colin GILLIESPIE
1:05.378

29

66 Ross JOHNSTONE
1:09.630

31

67 Wendy NEWTON
1:09.882

11

12

13

14

15

16

Clerk of the Course :

Orbits

Sig : Time :

Chief Timekeeper : Ian Sharp (SMART Timing)

Results available at www.mylaps.com and www.smart-timing.co.uk

Printed: 14/09/2015 17:23:46

SMRC David Leslie Trophy Meeting

Sorted on best lap time

Scottish Saloons & Sportscars Championship

Knockhill 1.267 miles

Qualifying 7

13/09/2015 10:00

Practice (10:00 Time) started at 10:02:17

Pos	No.	Name	Make/Model	CC	Class Code	Laps	Best Tm	Diff	Best Speed	2nd Best
1	15	Garry WATSON	Westfield	2200	Guest	11	52.095		87.549	52.346
2	51	Roddie PATERSON	Caterham	2300	A3	10	53.284	1.189	85.595	54.246
3	14	Charlie SHAW	Ford Focus	2000T	Guest	8	53.546	1.451	85.176	54.152
4	88	Ian DONALDSON	Mitsubishi Evo	2000	A1	11	53.728	1.633	84.888	53.876
5	8	Finlay CROCKER	Seat Leon Eurocup	2000	A2	10	54.649	2.554	83.457	55.167
6	56	Adam KINDNESS	Subaru Impreza STi	2000T	A1	8	56.285	4.190	81.031	56.502
7	44	Allister McMILLAN	Nissan Primera	2000	A1	9	56.953	4.858	80.081	57.115
8	4	Mark DAWSON	VW Corrado	1900	B1	10	57.409	5.314	79.445	58.030
9	35	Andrew MACKIE	Mitsubishi Evo	2000	B1	8	57.603	5.508	79.177	58.324
10	69	Thomson McINTYRE	Subaru Impreza	2000	B1	8	58.328	6.233	78.193	58.547
11	59	Gary WAIT	Ford Sierra Cosworth	2000	A2	7	58.593	6.498	77.839	59.768
12	80	Iain SINCLAIR	Westfield	1998	B2	10	58.979	6.884	77.330	59.525
13	89	William ROBSON	Ford Focus RS	2500	B1	10	59.564	7.469	76.570	59.614
14	38	Barry FORBES	Seat Ibiza Cupra	1800	B1	9	1:00.865	8.770	74.934	1:01.198
15	55	Fiona KINDNESS	Subaru Impreza	2350	A1	4	1:00.986	8.891	74.785	1:02.748
16	30	Ben LYONS	BMW 323i	2500	Guest	9	1:02.469	10.374	73.010	1:02.960
17	68	John KENNEDY	Subaru	2000T	B1	8	1:04.662	12.567	70.534	1:05.203
18	92	Michael KELLY	Mazda MX5	1600	MX5	9	1:08.139	16.044	66.934	1:08.187
19	93	David SMAIL	Mazda MX5	1600	MX5	8	1:12.620	20.525	62.804	1:13.687

Clerk of the Course :

Orbits

Sig : Time :

Chief Timekeeper : Ian Sharp (SMART Timing)

Results available at www.mylaps.com and www.smart-timing.co.uk

Printed: 14/09/2015 17:50:31



SMRC David Leslie Trophy Meeting

Scottish Saloons & Sportscars Championship

Knockhill 1.267 miles

Qualifying 7

13/09/2015 10:00

Practice (10:00 Time) started at 10:02:17

Lap	Time of Day	Lap Tm	S1	S2	S3	S3Spd	SFSpd
1	10:03:58.957			32.771	23.626	69.398	76.345
2	10:05:12.834	1:13.877	27.117	25.454	21.306	95.053	82.139
3	10:06:23.039	1:10.205	21.888	27.261	21.056	71.543	84.518
4	10:07:26.869	1:03.830	20.878	23.836	19.116	103.561	88.299
5	10:08:28.331	1:01.462	20.580	22.681	18.201	104.692	90.442
6	10:09:29.529	1:01.198	19.682	23.004	18.512	104.204	89.596
7	10:10:30.394	1:00.865	19.726	22.732	18.407	103.402	87.722
8	10:11:49.521	1:19.127	22.279	31.301	25.547	63.429	63.790
9	10:13:21.901	1:32.380	28.171	30.374	33.835	63.790	21.488

Lap	Time of Day	Lap Tm	S1	S2	S3	S3Spd	SFSpd
1	10:03:47.935			33.323	21.062	79.043	91.055
2	10:04:51.945	1:04.010	21.791	24.131	18.088	101.066	96.558
3	10:05:52.931	1:00.986	20.778	23.059	17.149	107.372	103.561
4	10:06:55.679	1:02.748	19.377	21.687	21.684	114.129	34.879

(55) Fiona KINDNESS

1	10:03:47.935			33.323	21.062	79.043	91.055
2	10:04:51.945	1:04.010	21.791	24.131	18.088	101.066	96.558
3	10:05:52.931	1:00.986	20.778	23.059	17.149	107.372	103.561
4	10:06:55.679	1:02.748	19.377	21.687	21.684	114.129	34.879

(30) Ben LYONS

1	10:04:02.407			32.594	23.880	63.369	85.054
2	10:05:08.464	1:06.057	22.139	25.233	18.685	97.117	84.306
3	10:06:12.029	1:03.565	20.497	24.039	19.029	98.398	84.625
4	10:07:15.204	1:03.175	20.439	24.033	18.703	97.682	85.487
5	10:08:17.673	1:02.469	20.116	23.718	18.635	98.833	85.162
6	10:09:20.633	1:02.960	20.959	23.455	18.546	98.398	85.925
7	10:10:25.487	1:04.854	21.076	24.976	18.802	96.558	85.706
8	10:11:29.438	1:03.951	20.501	24.245	19.205	97.682	84.306
9	10:12:32.670	1:03.232	20.069	24.146	19.017	97.117	85.815

(68) John KENNEDY

1	10:03:50.546			33.233	22.176	69.470	85.162
2	10:04:56.060	1:05.514	22.101	24.627	18.786	96.281	88.649
3	10:06:01.462	1:05.402	21.372	24.910	19.120	95.595	88.068
4	10:07:06.124	1:04.662	21.133	24.808	18.721	95.731	88.416
5	10:08:11.379	1:05.255	21.275	25.016	18.964	95.053	86.702
6	10:09:16.582	1:05.203	21.304	24.713	19.186	95.053	84.839
7	10:10:24.072	1:07.490	22.203	25.902	19.385	94.252	88.068
8	10:11:31.724	1:07.652	21.292	24.601	21.759	95.188	39.475

(92) Michael KELLY

1	10:04:07.126			31.377	22.762	74.981	73.262
2	10:05:18.578	1:11.452	23.300	27.328	20.824	83.157	74.234
3	10:06:27.672	1:09.094	22.653	25.881	20.560	85.706	74.481
4	10:07:38.369	1:10.697	22.637	26.914	21.146	83.260	75.402
5	10:08:46.508	1:08.139	22.038	25.496	20.605	86.257	75.402
6	10:09:55.225	1:08.717	21.709	26.266	20.742	83.989	74.647
7	10:11:03.517	1:08.292	22.336	25.710	20.246	86.368	75.487
8	10:12:11.704	1:08.187	22.048	25.715	20.424	85.815	76.086
9	10:13:20.371	1:08.667	21.800	25.477	21.390	85.054	74.316

(93) David SMAIL

1	10:04:07.690			33.331	24.933	68.130	66.443
2	10:05:21.377	1:13.687	24.584	27.740	21.363	81.938	71.620
3	10:06:33.997	1:12.620	23.477	27.398	21.745	77.761	68.407
4	10:07:49.881	1:15.884	26.766	27.125	21.993	77.761	71.239
5	10:09:05.328	1:15.447	25.094	28.871	21.482	79.890	71.467
6	10:10:26.738	1:21.410	27.348	29.282	24.780	72.236	68.199
7	10:11:44.979	1:18.241	26.801	30.661	20.779	79.230	72.470
8	10:13:01.320	1:16.341	23.535	27.158	25.648	76.694	30.147

Clerk of the Course :

Orbits

Sig : Time :

Chief Timekeeper : Ian Sharp (SMART Timing)

Results available at www.mylaps.com and www.smart-timing.co.uk

Printed: 14/09/2015 17:51:01



SMRC David Leslie Trophy Meeting

Scottish Saloons & Sportscars Championship

Knockhill 1.267 miles

Race 7 - 1st Race

13/09/2015 12:55

Race (10 Laps) started at 15:50:26

POLE POSITION

2
51 Roddie PATERSON
53.284

4
88 Ian DONALDSON
53.728

6
56 Adam KINDNESS
56.285

8
4 Mark DAWSON
57.409

10
69 Thomson McINTYRE
58.328

12
80 Iain SINCLAIR
58.979

14
38 Barry FORBES
1:00.865

16
30 Ben LYONS
1:02.469

18
92 Michael KELLY
1:08.139

1
15 Garry WATSON
52.095

3
14 Charlie SHAW
53.546

5
8 Finlay CROCKER
54.649

7
44 Allister McMILLAN
56.953

9
35 Andrew MACKIE
57.603

11
59 Gary WAIT
58.593

13
89 William ROBSON
59.564

15
55 Fiona KINDNESS
1:00.986

17
68 John KENNEDY
1:04.662

19
93 David SMAIL
1:12.620

1
2
3
4
5
6
7
8
9
10

Clerk of the Course :

Orbits

Sig : Time :

Chief Timekeeper : Ian Sharp (SMART Timing)

Results available at www.mylaps.com and www.smart-timing.co.uk

Printed: 14/09/2015 17:51:24



SMRC David Leslie Trophy Meeting

Sorted on Laps

Scottish Classics Championship

Knockhill 1.267 miles

Race 1 - 1st Race - Re-Start - AMENDED RESULT

13/09/2015 10:45

Race (9 Laps) started at 13:45:14

Pos	No.	Name	Make/Model	CC	Class Code	Laps	Total Tm	Diff	Best Tm	In Lap	Best Speed
1	88	Shonny PATERSON	Triumph TR8	3900	CE	9	10:52.514		1:05.474	9	69.659
2	4	Stan BERNARD	Porsche 911	2994	CD	9	10:53.189	0.675	1:05.652	9	69.470
3	39	Harry SIMPSON	Ginetta G4R	1851	CG	9	10:54.108	1.594	1:05.251	8	69.897
4	47	Keiron BAILLIE	Lotus 7	1558	CG	9	10:55.334	2.820	1:04.720	8	70.470
5	21	Jimmy CROW	Ford Escort	2000	CC	9	11:02.564	10.050	1:07.751	8	67.318
6	63	John KINMOND	Triumph TR8	3900	CE	9	11:05.529	13.015	1:07.834	7	67.235
7	50	Matthew GORDON	TVR 3000M	3000	CD	9	11:14.617	22.103	1:10.006	7	65.149
8	35	Ian BLACKLIN	Ford Capri	3000	CD	9	11:20.563	28.049	1:11.650	4	63.654
9	41	Grant ALLAN	Porsche 911	2994	CD	9	11:32.838	40.324	1:11.431	4	63.850
Not classified											
DNF	54	Howard GORDON	MG Midget	1380	CA	2	2:35.747	DNF	1:13.364	2	62.167
DNS	74	Bruce WEIR	Datsun 260Z	2982	CD			DNS		0	-
DQ	27	Mario FERRARI	Ferrari 308GTB	2926	CD			DQ		0	-

Announcements

RED FLAG after Leader completed 2 Laps - Race re-started over 8 Laps.
 Race distance increased to 9 Laps - 1 Lap completed behind the Safety Car.
 16:37 AMENDED RESULT - Car No. 27 - Excluded from 1st Part of Race.

Margin of Victory	Avg. Speed	Best Lap Tm	Best Speed	Best Lap by
0.675	62.907	1:04.720	70.470	47 - Keiron BAILLIE

Clerk of the Course :

Orbits

Sig : Time :

Chief Timekeeper : Ian Sharp (SMART Timing)

Results available at www.mylaps.com and www.smart-timing.co.uk

Printed: 14/09/2015 17:33:10



SMRC David Leslie Trophy Meeting

Scottish Classics Championship

Knockhill 1.267 miles

Race 1 - 1st Race - Re-Start - AMENDED RESULT

13/09/2015 10:45

Race (9 Laps) started at 13:45:14

Lap	Time of Day	Lap Tm	S1	S2	S3	S3Spd	SFSpd	Lap	Time of Day	Lap Tm	S1	S2	S3	S3Spd	SFSpd
(88) Shonny PATERSON								7	13:54:06.334	1:10.006	22.931	27.296	19.779	94.518	88.183
1	13:46:30.220			26.782	18.775	101.371	96.558	8	13:55:16.975	1:10.641	22.999	27.666	19.976	93.726	83.571
2	13:47:37.113	1:06.893	21.843	25.894	19.156	102.768	98.543	9	13:56:29.398	1:12.423	23.573	28.029	20.821	91.928	80.950
3	13:48:43.118	1:06.005	21.412	25.419	19.174	102.768	97.117	(35) Ian BLACKLIN							
4	13:49:48.772	1:05.654	21.701	25.236	18.717	102.298	98.111	1	13:46:36.268			28.656	22.136	88.299	76.345
5	13:51:16.857	1:28.085	27.498	34.569	26.018	60.132	61.174	2	13:47:48.829	1:12.561	23.792	27.573	21.196	88.884	76.782
6	13:52:49.560	1:32.703	33.086	36.859	22.758	53.218	96.697	3	13:49:01.476	1:12.647	24.254	27.409	20.984	89.477	77.135
7	13:53:55.790	1:06.230	21.670	25.931	18.629	101.678	99.714	4	13:50:13.126	1:11.650	23.600	27.139	20.911	88.767	76.086
8	13:55:01.821	1:06.031	21.418	25.741	18.872	104.529	97.540	5	13:51:28.923	1:15.797	24.133	28.601	23.063	88.884	77.224
9	13:56:07.295	1:05.474	21.319	25.410	18.745	103.084	97.257	6	13:52:59.543	1:30.620	26.771	36.713	27.136	56.110	77.581
(4) Stan BERNARD								7	13:54:11.311	1:11.768	23.567	27.645	20.556	90.198	77.402
1	13:46:25.498			26.569	18.882	100.611	94.120	8	13:55:23.678	1:12.367	23.393	27.776	21.198	89.477	79.136
2	13:47:32.674	1:07.176	22.409	26.002	18.765	103.402	94.518	9	13:56:35.344	1:11.666	23.474	27.053	21.139	90.198	77.224
3	13:48:39.265	1:06.591	22.016	25.696	18.879	104.204	94.385	(41) Grant ALLAN							
4	13:49:46.510	1:07.245	22.196	25.540	19.509	100.011	88.767	1	13:46:34.720			28.403	21.879	87.494	82.240
5	13:51:15.271	1:28.761	28.228	35.374	25.159	62.835	60.896	2	13:47:47.292	1:12.572	24.054	27.105	21.413	90.686	81.639
6	13:52:48.534	1:33.263	33.818	37.369	22.076	52.102	94.518	3	13:48:59.164	1:11.872	23.892	27.135	20.845	91.552	81.639
7	13:53:55.571	1:07.037	22.122	26.136	18.779	102.298	93.335	4	13:50:10.595	1:11.431	23.458	27.281	20.692	91.179	82.240
8	13:55:02.318	1:06.747	22.158	25.842	18.747	104.692	94.651	5	13:51:28.218	1:17.623	25.634	28.945	23.044	84.518	80.272
9	13:56:07.970	1:05.652	21.674	25.650	18.328	105.515	93.857	6	13:52:58.611	1:30.393	26.931	36.787	26.675	57.406	81.938
(39) Harry SIMPSON								7	13:54:11.467	1:12.856	23.935	27.610	21.311	91.303	82.039
1	13:46:28.817			26.615	18.813	97.399	93.988	8	13:55:27.458	1:15.991	24.902	29.254	21.835	89.239	74.481
2	13:47:35.253	1:06.436	21.967	25.736	18.733	100.762	93.857	9	13:56:47.619	1:20.161	26.126	30.367	23.668	82.240	69.686
3	13:48:44.159	1:08.906	22.174	27.363	19.369	101.524	93.465	(54) Howard GORDON							
4	13:49:52.748	1:08.589	22.578	26.424	19.587	100.914	87.494	1	13:46:37.164			28.920	21.834	86.814	77.313
5	13:51:17.818	1:25.070	24.293	34.945	25.832	58.918	65.535	2	13:47:50.528	1:13.364	24.473	27.721	21.170	87.837	77.313
6	13:52:50.848	1:33.030	33.219	36.684	23.127	51.861	94.252								
7	13:53:57.748	1:06.900	22.284	25.663	18.953	102.926	95.053								
8	13:55:02.999	1:05.251	21.509	25.031	18.711	103.882	94.651								
9	13:56:08.889	1:05.890	21.698	25.516	18.676	103.402	93.465								
(47) Keiron BAILLIE															
1	13:46:26.723			26.288	19.267	98.398	90.809								
2	13:47:34.156	1:07.433	22.288	26.064	19.081	97.257	91.677								
3	13:48:52.593	1:18.437	33.360	26.039	19.038	98.688	91.677								
4	13:50:03.377	1:10.784	23.238	27.287	20.259	93.595	73.182								
5	13:51:20.907	1:17.530	24.632	28.118	24.780	71.620	69.254								
6	13:52:52.928	1:32.021	32.014	36.121	23.886	56.440	90.809								
7	13:53:59.482	1:06.554	22.304	25.861	18.389	101.371	91.427								
8	13:55:04.202	1:04.720	21.497	24.741	18.482	103.242	92.054								
9	13:56:10.115	1:05.913	22.377	25.196	18.340	100.011	90.564								
(21) Jimmy CROW															
1	13:46:28.606			26.745	19.578	96.005	88.068								
2	13:47:38.192	1:09.586	22.978	26.849	19.759	96.281	86.590								
3	13:48:46.923	1:08.731	22.693	26.437	19.601	95.868	86.927								
4	13:49:55.843	1:08.920	22.587	26.263	20.070	96.419	83.780								
5	13:51:19.321	1:23.478	24.628	32.807	26.043	63.210	63.012								
6	13:52:52.043	1:32.722	32.790	36.211	23.721	54.206	86.479								
7	13:54:00.113	1:08.070	22.420	26.363	19.287	96.419	88.299								
8	13:55:07.864	1:07.751	22.105	26.211	19.435	96.419	88.649								
9	13:56:17.345	1:09.481	22.399	26.256	20.826	96.143	71.391								
(63) John KINMOND															
1	13:46:32.331			27.876	20.674	91.055	89.120								
2	13:47:42.402	1:10.071	22.741	27.429	19.901	97.257	89.120								
3	13:48:52.528	1:10.126	23.240	26.858	20.028	97.257	87.266								
4	13:50:04.306	1:11.778	22.596	28.830	20.352	93.076	79.795								
5	13:51:21.660	1:17.354	24.950	28.017	24.387	82.645	76.259								
6	13:52:54.804	1:33.144	31.890	36.203	25.051	58.001	89.716								
7	13:54:02.638	1:07.834	22.158	26.184	19.492	100.310	88.416								
8	13:55:12.195	1:09.557	22.353	26.411	20.793	100.011	82.039								
9	13:56:20.310	1:08.115	22.201	26.339	19.575	100.460	89.596								
(50) Matthew GORDON															
1	13:46:31.276			28.080	20.199	92.308	89.239								
2	13:47:41.542	1:10.266	23.146	27.151	19.969	94.252	89.596								
3	13:48:52.976	1:11.434	23.517	27.237	20.680	93.857	86.257								
4	13:50:07.321	1:14.345	24.048	28.234	22.063	90.932	69.112								
5	13:51:25.906	1:18.585	27.870	28.490	22.225	81.938	87.040								
6	13:52:56.328	1:30.422	28.582	36.397	25.443	59.440	89.596								

Clerk of the Course :

Orbits

Sig : Time :

Chief Timekeeper : Ian Sharp (SMART Timing)

Results available at www.mylaps.com and www.smart-timing.co.uk

Printed: 14/09/2015 17:33:41



SMRC David Leslie Trophy Meeting

Lapchart

Scottish Classics Championship

Knockhill 1.267 miles

Race 1 - 1st Race - Re-Start - AMENDED RESULT

13/09/2015 10:45

Race (9 Laps) started at 13:45:14

Competitors	Laps									
	1	2	3	4	5	6	7	8	9	
Stan BERNARD (4)	1	4	4	4	4	4	4	4	88	88
Keiron BAILLIE (47)	2	47	47	88	88	88	88	88	4	4
Jimmy CROW (21)	3	21	39	39	39	39	39	39	39	39
Harry SIMPSON (39)	4	39	88	21	21	21	21	47	47	47
Shonny PATERSON (88)	5	88	21	63	47	47	47	21	21	21
Matthew GORDON (50)	6	50	50	47	63	63	63	63	63	63
John KINMOND (63)	7	63	63	50	50	50	50	50	50	50
Grant ALLAN (41)	8	41	41	41	41	41	41	35	35	35
Ian BLACKLIN (35)	9	35	35	35	35	35	35	41	41	41
Howard GORDON (54)	10	54	54							
-	11									
-	12									

Clerk of the Course :

Orbits

Sig :

Time :

Chief Timekeeper : Ian Sharp (SMART Timing)

Results available at www.mylaps.com and www.smart-timing.co.uk

Printed: 14/09/2015 17:33:58



SMRC David Leslie Trophy Meeting

Scottish Classics Championship

Knockhill 1.267 miles

Race 10 - 2nd Race

13/09/2015 15:00

Race (10 Laps) started at 16:48:59

POLE POSITION

2
4 Stan BERNARD

4
47 Keiron BAILLIE

6
63 John KINMOND

8
35 Ian BLACKLIN

10
54 Howard GORDON

12
27 Mario FERRARI

1
88 Shonny PATERSON

3
39 Harry SIMPSON

5
21 Jimmy CROW

7
50 Matthew GORDON

9
41 Grant ALLAN

11
74 Bruce WEIR

1

2

3

4

5

6

Clerk of the Course :

Orbits

Sig : Time :

Chief Timekeeper : Ian Sharp (SMART Timing)

Results available at www.mylaps.com and www.smart-timing.co.uk

Printed: 14/09/2015 17:34:16



SMRC David Leslie Trophy Meeting

Sorted on Laps

Scottish FF1600 & BRSCC Avon Tyres FF1600

Knockhill 1.267 miles

Race 2 - 1st Race

13/09/2015 11:00

Race (10 Laps) started at 14:05:07

Pos	No.	Name	Make/Model	CC	Class Code	Laps	Total Tm	Diff	Best Tm	In Lap	Best Speed
1	78	Adam MacKAY	Ray GR14	1600	FF16A	10	10:13.442		1:00.412	8	75.496
2	22	Patrick DUSSAULT	Ray GR14	1600	AFFA	10	10:15.279	1.837	1:00.239	9	75.712
3	5	Jonathan McMULLAN	Van Diemen LA10	1600	AFFA	10	10:16.810	3.368	1:00.144	8	75.832
4	25	Neil MacLENNAN	Ray GR09	1600	FF16A-N	10	10:21.695	8.253	1:00.480	9	75.411
5	15	David McARTHUR	Van Diemen LA10	1600	AFFA	10	10:24.282	10.840	1:00.400	9	75.511
6	33	Jordan GRONKOWSKI	Van Diemen JL012	1600	FF16A	10	10:31.501	18.059	1:00.973	9	74.801
7	21	Thomas CAPPEZZONE	Swift SC10	1600	AFFA	10	10:32.910	19.468	1:00.301	10	75.635
8	50	Jamie THORBURN	Ray GR15	1600	FF16A-N	10	10:33.863	20.421	1:01.460	10	74.208
9	17	Tom McARTHUR	Van Diemen LA10	1600	AFFA	10	10:38.794	25.352	1:01.537	9	74.115
10	6	Sebastian MELROSE	Ray GR14	1600	FF16A-N	10	10:40.044	26.602	1:01.801	9	73.799
11	55	Sam McKENZIE	Ray GR08	1600	Guest	10	10:40.262	26.820	1:00.638	8	75.214
12	28	Jamie JARDINE	Reynard FF84	1600	AFFD	10	10:40.806	27.364	1:01.647	9	73.983
13	7	Matthew COWLEY	Reynard FF88	1600	AFFC	10	10:41.217	27.775	1:01.216	10	74.504
14	92	Matthew CHISHOLM	Van Diemen RF92	1600	FF16B	10	10:41.410	27.968	1:01.678	8	73.946
15	26	Luke COOPER	Swift SC92	1600	AFFB	10	10:41.672	28.230	1:00.763	10	75.059
16	18	Ben TINKLER	Reynard FF89	1600	AFFD	10	10:51.625	38.183	1:02.597	10	72.860
17	79	Phil HOOKER	Ray GR14	1600	FF16A-N	10	10:53.796	40.354	1:02.670	9	72.775
18	77	Fraser GRAY	Ray GR14	1600	FF16A-N	10	11:02.348	48.906	1:03.869	9	71.409
19	99	Stephen BARLOW	Ray 98	1600	FF16A-N	10	11:03.155	49.713	1:03.996	6	71.268
20	70	David THORBURN	Ray GR15	1600	FF16A	10	11:05.961	52.519	1:02.334	9	73.168
21	3	Neil BROOME	Swift SC93C	1600	FF16B	10	11:08.199	54.757	1:01.314	8	74.385
22	41	Colin TURNER	Van Diemen RF93	1600	FF16B	10	11:10.860	57.418	1:04.918	6	70.255
23	16	Ivor MAIRS	Mondiale	1600	FF16B	9	10:15.456	1 Lap	1:05.189	8	69.963
24	117	Andrew McGREGOR	Van Diemen RF86	1600	Guest	9	10:15.685	1 Lap	1:05.010	8	70.156
25	8	Mario SARCHET	Reynard FF86	1600	AFFD	9	10:15.899	1 Lap	1:04.639	8	70.559
26	47	Phil NELSON	Hawke DL2B	1600	AFFE	9	10:27.135	1 Lap	1:06.720	7	68.358

Announcements

New Track Record (1:00.144) for Avon FF1600 by Jonathan McMULLAN.

Margin of Victory	Avg. Speed	Best Lap Tm	Best Speed	Best Lap by
1.837	74.348	1:00.144	75.832	5 - Jonathan McMULLAN

Clerk of the Course :

Orbits

Sig : Time :

Chief Timekeeper : Ian Sharp (SMART Timing)

Results available at www.mylaps.com and www.smart-timing.co.uk

Printed: 14/09/2015 17:36:59



SMRC David Leslie Trophy Meeting

Scottish FF1600 & BRSCC Avon Tyres FF1600

Knockhill 1.267 miles

Race 2 - 1st Race

13/09/2015 11:00

Race (10 Laps) started at 14:05:07

Lap	Time of Day	Lap Tm	S1	S2	S3	S3Spd	SFSpd	Lap	Time of Day	Lap Tm	S1	S2	S3	S3Spd	SFSpd
9	14:15:23.033	1:06.819	20.977	26.722	19.120	96.697	89.957								
(47) Phil NELSON															
1	14:06:28.620		24.590	26.807	20.286	94.518	83.885								
2	14:07:36.840	1:08.220	22.533	26.028	19.659	93.465	83.363								
3	14:08:46.100	1:09.260	23.005	26.420	19.835	93.335	83.571								
4	14:09:54.392	1:08.292	22.667	26.176	19.449	93.076	83.260								
5	14:11:02.536	1:08.144	23.103	25.917	19.124	93.205	83.157								
6	14:12:10.110	1:07.574	22.749	25.572	19.253	93.205	83.157								
7	14:13:16.830	1:06.720	22.122	25.337	19.261	94.252	83.467								
8	14:14:26.076	1:09.246	22.096	27.147	20.003	92.181	82.039								
9	14:15:34.269	1:08.193	23.075	25.933	19.185	93.726	82.442								

Clerk of the Course :

Orbits

Sig : Time :

Chief Timekeeper : Ian Sharp (SMART Timing)

Results available at www.mylaps.com and www.smart-timing.co.uk

Printed: 14/09/2015 17:37:28



SMRC David Leslie Trophy Meeting

Lapchart


Scottish FF1600 & BRSCC Avon Tyres FF1600

Knockhill 1.267 miles

Race 2 - 1st Race

13/09/2015 11:00

Race (10 Laps) started at 14:05:07



Competitors	Laps									
	1	2	3	4	5	6	7	8	9	10
Adam MacKAY (78)	1	78	78	78	78	78	78	78	78	78
Neil MacLENNAN (25)	2	25	22	22	22	22	22	22	22	22
Patrick DUSSAULT (22)	3	22	25	25	5	5	5	5	5	5
David McARTHUR (15)	4	15	5	5	25	25	25	25	25	25
Jonathan McMULLAN (5)	5	5	15	15	15	15	15	15	15	15
Jamie THORBURN (50)	6	50	50	33	33	33	33	33	33	33
Jordan GRONKOWSKI (33)	7	33	33	50	50	50	50	50	50	21
Thomas CAPPEZZONE (21)	8	21	21	21	21	21	21	21	21	50
Tom McARTHUR (17)	9	17	17	92	6	6	6	6	6	17
Matthew CHISHOLM (92)	10	92	92	6	17	17	17	17	17	6
Sam McKENZIE (55)	11	55	55	17	92	92	92	92	92	55
Sebastian MELROSE (6)	12	6	6	28	28	28	28	28	55	28
Jamie JARDINE (28)	13	28	28	3	7	7	7	55	28	7
Neil BROOME (3)	14	3	3	7	3	55	55	7	7	92
Matthew COWLEY (7)	15	7	7	70	26	26	26	26	26	26
Luke COOPER (26)	16	26	70	26	55	18	18	18	18	18
David THORBURN (70)	17	70	26	55	18	79	79	79	79	79
Ben TINKLER (18)	18	18	18	79	77	77	77	77	77	77
Phil HOOKER (79)	19	79	79	79	77	99	99	99	99	99
Fraser GRAY (77)	20	77	77	77	99	41	41	41	41	70
Colin TURNER (41)	21	41	41	41	41	16	70	70	70	41
Ivor MAIRS (16)	22	16	99	99	16	70	16	16	3	3
Stephen BARLOW (99)	23	99	117	16	117	117	3	16	16	
Andrew McGREGOR (117)	24	117	16	117	70	8	8	8	8	117
Phil NELSON (47)	25	47	47	8	8	47	3	117	117	8
Mario SARCHET (8)	26	8	8	47	47	3	47	47	47	47

Clerk of the Course :

Orbits

Sig : Time :
 Chief Timekeeper : Ian Sharp (SMART Timing)
 Results available at www.mylaps.com and www.smart-timing.co.uk



SMRC David Leslie Trophy Meeting

Scottish FF1600 & BRSCC Avon Tyres FF1600

Race 11 - 2nd Race - David Leslie Trophy Race

Race (10 Laps) started at 17:07:50

Knockhill 1.267 miles

13/09/2015 15:25

POLE POSITION

2	22 Patrick DUSSAULT
4	25 Neil MacLENNAN
6	33 Jordan GRONKOWSKI
8	50 Jamie THORBURN
10	6 Sebastian MELROSE
12	28 Jamie JARDINE
14	92 Matthew CHISHOLM
16	18 Ben TINKLER
18	77 Fraser GRAY
20	70 David THORBURN

1	78 Adam MacKAY
3	5 Jonathan McMULLAN
5	15 David McARTHUR
7	21 Thomas CAPPEZZONE
9	17 Tom McARTHUR
11	55 Sam McKENZIE
13	7 Matthew COWLEY
15	26 Luke COOPER
17	79 Phil HOOKER
19	99 Stephen BARLOW

1
2
3
4
5
6
7
8
9
10

Clerk of the Course :

Sig : Time :

Chief Timekeeper : Ian Sharp (SMART Timing)

Results available at www.mylaps.com and www.smart-timing.co.uk

Printed: 14/09/2015 17:38:14

Orbits



SMRC David Leslie Trophy Meeting

Scottish FF1600 & BRSCC Avon Tyres FF1600

Knockhill 1.267 miles

Race 11 - 2nd Race - David Leslie Trophy Race

13/09/2015 15:25

Race (10 Laps) started at 17:07:50



22

41 Colin TURNER

21

3 Neil BROOME

11

24

117 Andrew McGREGOR

23

16 Ivor MAIRS

12

26

47 Phil NELSON

25

8 Mario SARCHET

13

Clerk of the Course :

Orbits

Sig : Time :

Chief Timekeeper : Ian Sharp (SMART Timing)

Results available at www.mylaps.com and www.smart-timing.co.uk

Printed: 14/09/2015 17:38:14

SMRC David Leslie Trophy Meeting

Sorted on Laps

Scottish Fiesta Championship

Knockhill 1.267 miles

Race 3 - 1st Race

13/09/2015 11:25

Race (10 Laps) started at 14:23:29

Pos	No.	Name	Make/Model	CC	Class Code	Laps	Total Tm	Diff	Best Tm	In Lap	Best Speed
1	7	Kevin WHYTE	Ford Fiesta ST	2000	ST	10	10:38.341		1:03.061	5	72.324
2	1	Wayne MacAULEY	Ford Fiesta ST	2000	ST	10	10:42.416	4.075	1:03.305	8	72.045
3	14	John BALFOUR	Ford Fiesta ST	2000	ST	10	10:49.827	11.486	1:04.030	9	71.230
4	61	Peter CRUICKSHANK	Ford Fiesta ST	2000	ST	10	10:50.873	12.532	1:04.084	8	71.170
5	37	Russell MORGAN	Ford Fiesta ST	2000	ST	10	10:52.249	13.908	1:04.072	8	71.183
6	55	Stephen WARD	Ford Fiesta ST	2000	ST	10	10:52.621	14.280	1:04.073	9	71.182
7	50	Jim DEANS	Ford Fiesta XR2	1600	XR	10	11:04.771	26.430	1:05.221	9	69.929
8	24	Steven GRAY	Ford Fiesta XR2	1600	XR	10	11:06.579	28.238	1:05.528	7	69.601
9	17	Gary WEBSTER	Ford Fiesta XR2	1600	XRN	10	11:27.449	49.108	1:07.095	9	67.976
10	28	David TAYLOR	Ford Fiesta XR2	1600	XRN	9	10:39.044	1 Lap	1:08.875	8	66.219
11	69	Jade MAXWELL	Ford Fiesta XR2	1600	Guest	9	10:42.020	1 Lap	1:08.420	8	66.659
12	18	Barry FARQUHARSON	Ford Fiesta XR2	1600	XRN	9	10:46.756	1 Lap	1:06.414	4	68.673
13	81	Graeme CUTHBERT	Ford Fiesta XR2	1600	XRN	9	10:49.512	1 Lap	1:08.847	9	66.246
14	51	Chris MILFORD	Ford Fiesta ST	2000	ST	9	11:07.897	1 Lap	1:02.976	9	72.422
15	20	Chris McNEILL	Ford Fiesta XR2	1600	XRN	9	11:19.550	1 Lap	1:10.819	3	64.401
16	19	Josh ORR	Ford Fiesta XR2	1600	XRN	8	11:41.321	2 Laps	1:10.518	5	64.676
Not classified (80% = 8 Laps)											
DNF	22	Gavin BUTTERWORTH	Ford Fiesta XR2	1600	XRN	3	3:31.093	DNF	1:06.689	2	68.390
DNF	31	George ORR	Ford Fiesta ST	2000	ST			DNF		0	-

Margin of Victory	Avg. Speed	Best Lap Tm	Best Speed	Best Lap by
4.075	71.448	1:02.976	72.422	51 - Chris MILFORD

Clerk of the Course :

Orbits

Sig : Time :

Chief Timekeeper : Ian Sharp (SMART Timing)

Results available at www.mylaps.com and www.smart-timing.co.uk

Printed: 14/09/2015 17:42:30



SMRC David Leslie Trophy Meeting

Scottish Fiesta Championship

Knockhill 1.267 miles

Race 3 - 1st Race

13/09/2015 11:25

Race (10 Laps) started at 14:23:29

Lap	Time of Day	Lap Tm	S1	S2	S3	S3Spd	SFSpd	Lap	Time of Day	Lap Tm	S1	S2	S3	S3Spd	SFSpd
6	14:30:49.287	1:10.239	23.014	26.503	20.722	82.039	72.004								
7	14:31:59.806	1:10.519	22.943	26.406	21.170	82.951	72.706								
8	14:33:10.219	1:10.413	22.767	26.693	20.953	82.039	72.470								
9	14:34:19.066	1:08.847	22.168	26.072	20.607	83.260	72.392								

(51) Chris MILFORD

1	14:24:55.286			34.063	26.455	76.958	29.330
2	14:27:13.768	2:18.482	1:35.305	23.767	19.410	91.552	79.417
3	14:28:18.590	1:04.822	20.745	24.655	19.422	88.416	79.985
4	14:29:21.877	1:03.287	20.606	23.631	19.050	91.552	80.176
5	14:30:24.995	1:03.118	20.442	23.537	19.139	91.303	79.985
6	14:31:28.322	1:03.327	20.378	23.742	19.207	91.427	79.700
7	14:32:31.363	1:03.041	20.236	23.561	19.244	91.677	80.081
8	14:33:34.475	1:03.112	20.294	23.540	19.278	91.303	79.606
9	14:34:37.451	1:02.976	20.097	23.504	19.375	91.552	79.700

(20) Chris McNEILL

1	14:24:51.037			27.197	21.547	84.095	72.706
2	14:26:02.351	1:11.314	23.210	26.870	21.234	83.780	73.022
3	14:27:13.170	1:10.819	23.228	26.626	20.965	83.363	73.989
4	14:28:24.651	1:11.481	24.603	25.904	20.974	84.518	71.850
5	14:29:48.208	1:23.557	24.619	35.264	23.674	56.823	72.627
6	14:31:00.063	1:11.855	24.211	26.686	20.958	83.885	71.620
7	14:32:15.321	1:15.258	23.762	28.154	23.342	75.402	71.696
8	14:33:32.660	1:17.339	23.386	27.558	26.395	54.782	69.542
9	14:34:49.104	1:16.444	25.359	27.024	24.061	70.714	67.041

(19) Josh ORR

1	14:24:46.123			26.950	21.291	78.857	65.535
2	14:25:59.718	1:13.595	22.877	27.302	23.416	70.789	62.600
3	14:27:11.066	1:11.348	23.010	26.529	21.809	78.305	64.095
4	14:28:22.477	1:11.411	22.992	26.575	21.844	75.064	63.249
5	14:29:32.995	1:10.518	23.045	25.632	21.841	77.941	62.894
6	14:30:45.622	1:12.627	23.060	26.187	23.380	76.345	35.376
7	14:33:59.787	3:14.165	2:25.659	25.954	22.552	75.914	57.951
8	14:35:10.875	1:11.088	23.467	25.648	21.973	75.572	62.542

(22) Gavin BUTTERWORTH

1	14:24:44.146			26.064	20.357	86.368	74.234
2	14:25:50.835	1:06.689	21.639	24.578	20.472	87.380	74.399
3	14:27:00.647	1:09.812	21.750	24.558	23.504	87.266	33.420

Clerk of the Course :

Orbits

Sig :

Time :

Chief Timekeeper : Ian Sharp (SMART Timing)

Results available at www.mylaps.com and www.smart-timing.co.uk

Printed: 14/09/2015 17:42:58



SMRC David Leslie Trophy Meeting

Lapchart

Scottish Fiesta Championship

Knockhill 1.267 miles

Race 3 - 1st Race

13/09/2015 11:25

Race (10 Laps) started at 14:23:29

Competitors	Laps									
	1	2	3	4	5	6	7	8	9	10
Kevin WHYTE (7)	1	7	7	7	7	7	7	7	7	7
John BALFOUR (14)	2	14	1	1	1	1	1	1	1	1
Wayne MacAULEY (1)	3	1	14	14	14	14	14	14	14	14
Peter CRUICKSHANK (61)	4	61	61	61	61	61	61	61	61	61
Russell MORGAN (37)	5	37	37	37	37	37	37	37	37	37
Stephen WARD (55)	6	55	55	55	55	55	55	55	55	55
Jim DEANS (50)	7	50	50	50	50	50	50	50	50	50
Steven GRAY (24)	8	24	24	24	24	24	24	24	24	24
Gavin BUTTERWORTH (22)	9	22	22	22	17	17	17	17	17	17
Josh ORR (19)	10	19	17	17	28	28	28	28	28	28
Gary WEBSTER (17)	11	17	28	28	19	19	69	69	69	69
David TAYLOR (28)	12	28	19	19	20	69	19	81	18	18
Graeme CUTHBERT (81)	13	81	81	81	81	81	18	81	81	81
Chris McNEILL (20)	14	20	20	20	69	18	18	20	20	51
Jade MAXWELL (69)	15	69	69	69	18	20	20	51	51	20
Chris MILFORD (51)	16	51	18	18	51	51	51	19	19	
Barry FARQUHARSON (18)	17	18	51	51						
-	18									

Clerk of the Course :

Orbits

Sig : Time :

Chief Timekeeper : Ian Sharp (SMART Timing)

Results available at www.mylaps.com and www.smart-timing.co.uk

Printed: 14/09/2015 17:43:21



SMRC David Leslie Trophy Meeting

Scottish Fiesta Championship

Knockhill 1.267 miles

Race 12 - 2nd Race

13/09/2015 15:50

Race (10 Laps) started at 17:25:28

POLE POSITION

2
1 Wayne MacAULEY

4
61 Peter CRUICKSHANK

6
55 Stephen WARD

8
24 Steven GRAY

10
28 David TAYLOR

12
18 Barry FARQUHARSON

14
51 Chris MILFORD

16
19 Josh ORR

18
31 George ORR

1
7 Kevin WHYTE

3
14 John BALFOUR

5
37 Russell MORGAN

7
50 Jim DEANS

9
17 Gary WEBSTER

11
69 Jade MAXWELL

13
81 Graeme CUTHBERT

15
20 Chris McNEILL

17
22 Gavin BUTTERWORTH

1

2

3

4

5

6

7

8

9

Clerk of the Course :

Orbits

Sig : Time :

Chief Timekeeper : Ian Sharp (SMART Timing)

Results available at www.mylaps.com and www.smart-timing.co.uk

Printed: 14/09/2015 17:43:58



SMRC David Leslie Trophy Meeting

Sorted on Laps

Scottish Legends Championship

Knockhill 1.267 miles

Race 4 - Heat 1

13/09/2015 11:50

Race (7 Laps) started at 14:43:58

Pos	No.	Name	Make/Model	CC	Class Code	Laps	Total Tm	Diff	Best Tm	In Lap	Best Speed
1	6	David HUNTER	Ford Coupe	1250	L	7	7:17.646		1:00.790	6	75.026
2	1	John PATERSON	Ford Coupe	1250	L	7	7:20.691	3.045	1:00.917	4	74.870
3	7	Alan FREELAND	Ford Coupe	1250	LT	7	7:20.880	3.234	1:00.933	7	74.850
4	37	Ivor GREENWOOD	Ford Coupe	1250	L	7	7:21.616	3.970	1:00.938	5	74.844
5	31	Ben MASON	Chevy Sedan	1250	LT	7	7:22.045	4.399	1:00.907	6	74.882
6	82	Warren ALLAN	Ford Coupe	1250	L	7	7:31.099	13.453	1:01.358	2	74.332
7	5	Andrew DUNN	Ford Coupe	1250	LT R	7	7:31.352	13.706	1:02.635	4	72.816
8	17	Billy WAIT	Ford Coupe	1250	L	7	7:32.589	14.943	1:01.884	5	73.700
9	2	Steven McGILL	Ford Coupe	1250	L	7	7:33.067	15.421	1:01.374	6	74.312
10	58	Mark CUMMING	Ford Coupe	1250	L R	7	7:34.284	16.638	1:02.458	5	73.023
11	52	Stewart BLACK	Ford Coupe	1250	L	7	7:35.339	17.693	1:00.990	5	74.780
12	3	Ian McLEISH	Ford Coupe	1250	L R	7	7:38.278	20.632	1:02.634	5	72.817
13	26	Scott HYNDS	Ford Coupe	1250	LT	7	7:44.379	26.733	1:01.623	2	74.012
14	16	John BUSHBY	Chevy Sedan	1250	L	7	7:45.087	27.441	1:04.087	7	71.166
15	18	Gary LYNCH	Ford Coupe	1250	L	7	7:45.640	27.994	1:04.262	5	70.973

Margin of Victory	Avg. Speed	Best Lap Tm	Best Speed	Best Lap by
3.045	72.949	1:00.790	75.026	6 - David HUNTER

Clerk of the Course :

Orbits

Sig : Time :

Chief Timekeeper : Ian Sharp (SMART Timing)

Results available at www.mylaps.com and www.smart-timing.co.uk

Printed: 14/09/2015 17:46:25



SMRC David Leslie Trophy Meeting

Scottish Legends Championship

Knockhill 1.267 miles

Race 4 - Heat 1

13/09/2015 11:50

Race (7 Laps) started at 14:43:58

Lap	Time of Day	Lap Tm	S1	S2	S3	S3Spd	SFSpd
(6) David HUNTER							
1	14:45:09.092	1:09.754	27.341	23.658	18.755	98.111	87.608
2	14:46:10.517	1:01.425	19.878	23.005	18.542	97.967	88.299
3	14:47:11.686	1:01.169	19.662	22.879	18.628	98.398	88.299
4	14:48:12.904	1:01.218	19.802	22.853	18.563	97.824	88.416
5	14:49:13.871	1:00.967	19.709	22.881	18.377	97.682	88.649
6	14:50:14.661	1:00.790	19.726	22.701	18.363	97.967	88.532
7	14:51:15.883	1:01.222	19.832	22.867	18.523	97.824	85.379

(1) John PATERSON							
1	14:45:10.541	1:09.080	26.602	23.662	18.816	98.398	88.649
2	14:46:11.865	1:01.324	19.526	23.017	18.781	100.611	89.002
3	14:47:14.106	1:02.241	20.171	23.533	18.537	99.272	88.416
4	14:48:15.023	1:00.917	19.575	22.820	18.522	96.281	86.927
5	14:49:15.999	1:00.976	19.711	22.838	18.427	95.868	86.590
6	14:50:17.547	1:01.548	19.525	23.800	18.223	95.459	86.257
7	14:51:18.928	1:01.381	19.588	23.069	18.724	96.558	85.596

(7) Alan FREELAND							
1	14:45:10.032	1:09.854	27.121	23.891	18.842	98.688	89.596
2	14:46:11.725	1:01.693	19.792	23.024	18.877	100.310	89.716
3	14:47:13.986	1:02.261	20.188	23.500	18.573	99.566	87.608
4	14:48:15.219	1:01.233	19.959	22.722	18.552	100.161	90.198
5	14:49:16.257	1:01.038	19.771	22.799	18.468	98.979	89.358
6	14:50:18.184	1:01.927	19.656	23.387	18.884	94.120	87.952
7	14:51:19.117	1:00.933	19.409	22.669	18.855	99.419	89.002

(37) Ivor GREENWOOD							
1	14:45:09.653	1:10.863	27.540	23.933	19.390	97.117	90.198
2	14:46:11.498	1:01.845	19.874	22.936	19.035	99.419	89.120
3	14:47:14.610	1:03.112	20.124	23.705	19.283	97.540	89.477
4	14:48:15.632	1:01.022	19.841	22.771	18.410	100.161	91.802
5	14:49:16.570	1:00.938	19.864	22.702	18.372	100.011	91.303
6	14:50:18.455	1:01.885	19.824	23.005	19.056	95.595	89.120
7	14:51:19.853	1:01.398	19.628	23.189	18.581	98.833	90.198

(31) Ben MASON							
1	14:45:12.399	1:10.527	27.107	24.273	19.147	98.543	87.952
2	14:46:13.613	1:01.214	19.666	22.480	19.068	99.272	89.120
3	14:47:14.893	1:01.280	19.210	23.097	18.973	98.833	88.416
4	14:48:16.733	1:01.840	20.018	23.148	18.674	97.399	87.380
5	14:49:17.686	1:00.953	19.616	22.637	18.700	96.836	87.040
6	14:50:18.593	1:00.907	19.565	22.580	18.762	97.682	89.477
7	14:51:20.282	1:01.689	19.703	23.141	18.845	99.272	87.380

(82) Warren ALLAN							
1	14:45:11.236	1:10.301	26.870	24.641	18.790	97.257	88.183
2	14:46:12.594	1:01.358	19.692	23.225	18.441	97.682	88.068
3	14:47:14.612	1:02.018	19.574	23.487	18.957	101.066	87.722
4	14:48:24.100	1:09.488	20.006	31.063	18.419	97.682	88.183
5	14:49:25.775	1:01.675	19.864	23.295	18.516	98.111	87.608
6	14:50:27.186	1:01.411	19.554	23.319	18.538	98.254	88.532
7	14:51:29.336	1:02.150	19.823	23.347	18.980	100.011	86.814

(5) Andrew DUNN							
1	14:45:10.769	1:11.867	28.685	24.068	19.114	97.967	89.477
2	14:46:13.425	1:02.656	19.936	23.792	18.928	98.979	87.837
3	14:47:16.463	1:03.038	20.122	23.772	19.144	97.117	89.358
4	14:48:19.098	1:02.635	20.081	23.581	18.973	97.399	86.146
5	14:49:21.852	1:02.754	20.295	23.589	18.870	95.731	86.368
6	14:50:25.114	1:03.262	20.320	24.102	18.840	94.919	85.596
7	14:51:29.589	1:04.475	20.192	24.346	19.937	94.120	86.479

(17) Billy WAIT							
1	14:45:14.233	1:12.225	28.854	24.255	19.116	98.254	89.836
2	14:46:16.421	1:02.188	19.989	23.101	19.098	100.762	89.957
3	14:47:18.822	1:02.401	19.986	23.334	19.081	98.688	88.068
4	14:48:21.013	1:02.191	20.113	23.143	18.935	98.688	89.477
5	14:49:22.897	1:01.884	19.890	23.215	18.779	98.254	88.767
6	14:50:25.638	1:02.741	19.736	23.704	19.301	96.143	88.884
7	14:51:30.826	1:05.188	20.044	23.787	21.357	95.188	82.747

(2) Steven MCGILL							
--------------------------	--	--	--	--	--	--	--

Lap	Time of Day	Lap Tm	S1	S2	S3	S3Spd	SFSpd
1	14:45:15.672	1:13.087	28.973	24.281	19.833	100.310	87.494
2	14:46:19.543	1:03.871	21.521	23.471	18.879	98.111	87.153
3	14:47:21.630	1:02.087	19.995	23.404	18.688	97.824	87.608
4	14:48:23.322	1:01.692	19.905	23.226	18.561	97.824	88.183
5	14:49:24.923	1:01.601	19.915	23.198	18.488	97.824	88.299
6	14:50:26.297	1:01.374	19.784	22.967	18.623	100.161	88.416
7	14:51:31.304	1:05.007	20.503	23.221	21.283	99.272	87.837

(58) Mark CUMMING							
1	14:45:12.966	1:12.315	28.027	25.059	19.229	97.257	90.932
2	14:46:15.768	1:02.802	20.721	23.513	18.568	97.967	88.884
3	14:47:18.813	1:03.045	20.038	23.937	19.070	96.281	87.837
4	14:48:21.316	1:02.503	20.496	23.398	18.609	98.543	90.809
5	14:49:23.774	1:02.458	20.151	23.666	18.641	97.399	88.884
6	14:50:26.315	1:02.541	20.149	23.567	18.825	96.697	89.477
7	14:51:32.521	1:06.206	20.132	23.472	22.602	98.254	64.279

(52) Stewart BLACK							
1	14:45:22.628	1:23.341	40.832	23.809	18.700	96.419	86.814
2	14:46:24.708	1:02.080	20.030	23.543	18.507	97.117	87.494
3	14:47:26.420	1:01.712	19.848	23.579	18.285	98.111	89.836
4	14:48:29.006	1:02.586	20.161	23.753	18.672	96.143	87.722
5	14:49:29.996	1:00.990	19.677	23.085	18.228	97.257	88.183
6	14:50:32.060	1:02.064	19.873	23.755	18.436	95.459	87.266
7	14:51:33.576	1:01.516	19.708	23.402	18.406	95.868	87.266

(3) Ian McLEISH							
1	14:45:15.830	1:14.626	30.249	24.202	20.175	97.117	85.487
2	14:46:20.536	1:04.706	21.744	23.618	19.344	97.117	85.815
3	14:47:23.711	1:03.175	20.403	23.919	18.853	96.558	84.946
4	14:48:26.627	1:02.916	20.279	23.901	18.736	96.143	85.815
5	14:49:29.261	1:02.634	20.445	23.635	18.554	96.143	85.596
6	14:50:32.904	1:03.643	20.464	24.368	18.811	96.143	84.946
7	14:51:36.515	1:03.611	20.235	23.960	19.416	96.143	84.306

(26) Scott HYNDS							
1	14:45:12.708	1:10.155	27.087	23.684	19.384	98.833	89.358
2	14:46:14.331	1:01.623	20.095	22.748	18.780	98.979	88.532
3	14:47:16.542	1:02.211	19.781	23.304	19.126	98.398	89.957
4	14:48:19.884	1:03.342	20.184	23.492	19.666	98.833	88.416
5	14:49:21.951	1:02.067	19.848	23.404	18.815	97.682	88.068
6	14:50:25.776	1:03.825	20.322	24.094	19.409	91.427	87.952
7	14:51:42.616	1:16.840	20.075	23.707	33.058	97.399	72.314

(16) John BUSHBY							
1	14:45:15.591	1:15.656	30.570	25.123	19.963	96.005	87.266
2	14:46:20.858	1:05.267	21.311	23.810	20.146	95.053	85.925
3	14:47:25.692	1:04.834	20.696	23.715	20.423	97.117	85.379
4	14:48:30.372	1:04.680	20.607	24.054	20.019	94.252	83.885
5	14:49:34.811	1:04.439	20.777	24.124	19.538	94.785	85.054
6	14:50:39.237	1:04.426 </					

SMRC David Leslie Trophy Meeting

Lapchart

Scottish Legends Championship

Knockhill 1.267 miles

Race 4 - Heat 1

13/09/2015 11:50

Race (7 Laps) started at 14:43:58

Competitors	Laps								
	0	1	2	3	4	5	6	7	
Ivor GREENWOOD (37)	1	37	6	6	6	6	6	6	6
Andrew DUNN (5)	2	5	37	37	7	1	1	1	1
Stewart BLACK (52)	3	52	7	7	1	7	7	7	7
David HUNTER (6)	4	6	1	1	37	37	37	37	37
John BUSHBY (16)	5	16	5	82	82	31	31	31	31
Alan FREELAND (7)	6	7	82	5	31	5	5	5	82
Mark CUMMING (58)	7	58	31	31	5	26	26	17	5
Warren ALLAN (82)	8	82	26	26	26	17	17	26	17
Ian McLEISH (3)	9	3	58	58	58	58	2	2	2
John PATERSON (1)	10	1	17	17	17	2	2	58	58
Ben MASON (31)	11	31	16	2	2	82	82	82	52
Billy WAIT (17)	12	17	2	3	3	3	3	52	3
Scott HYNDS (26)	13	26	3	16	16	52	52	3	26
Steven McGILL (2)	14	2	18	18	18	16	16	16	16
Gary LYNCH (18)	15	18	52	52	52	18	18	18	18

Clerk of the Course :

Orbits

Sig :

Time :

Chief Timekeeper : Ian Sharp (SMART Timing)

Results available at www.mylaps.com and www.smart-timing.co.uk

Printed: 14/09/2015 17:47:07



SMRC David Leslie Trophy Meeting

Sorted on Laps

Celtic Speed Mini Cooper Cup

Knockhill 1.267 miles

Race 5 - 1st Race

13/09/2015 12:10

Race (8 Laps) started at 15:01:42

Pos	No.	Name	Make/Model	CC	Class Code	Laps	Total Tm	Diff	Best Tm	In Lap	Best Speed
1	1	Kenneth THIRLWALL	Mini Cooper	1600	SM	8	8:34.578		1:03.112	4	72.266
2	3	Joe TANNER	Mini Cooper	1600	SM	8	8:34.648	0.070	1:03.325	4	72.023
3	20	Kyle REID	Mini Cooper	1600	SM	8	8:37.167	2.589	1:03.477	4	71.850
4	87	Paul BELL	Mini Cooper	1600	SM	8	8:37.848	3.270	1:03.249	4	72.109
5	70	Oliver MORTIMER	Mini Cooper	1600	SM	8	8:39.020	4.442	1:03.114	3	72.264
6	8	Hannah CHAPMAN	Mini Cooper	1600	SM L	8	8:39.697	5.119	1:03.519	5	71.803
7	27	Lewis CARTER	Mini Cooper	1600	SM	8	8:40.195	5.617	1:03.268	4	72.088
8	11	Morgan MURRAY	Mini Cooper	1600	SMN	8	8:40.281	5.703	1:03.312	5	72.038
9	29	Chris REID	Mini Cooper	1600	SM	8	8:40.637	6.059	1:03.767	4	71.524
10	38	Scott FORBES	Mini Cooper	1600	SM	8	8:42.525	7.947	1:03.901	6	71.374
11	91	Robbie DALGLEISH	Mini Cooper	1600	SMN	8	8:43.453	8.875	1:03.977	7	71.289
12	26	William BLAKE	Mini Cooper	1600	SMN	8	8:45.645	11.067	1:03.793	4	71.494
13	5	Des WHEATLEY	Mini Cooper	1600	SM	8	8:46.169	11.591	1:03.586	5	71.727
14	7	Jonny DREELAN	Mini Cooper	1600	SMN	8	8:53.242	18.664	1:05.173	2	69.981
15	98	Brandon WALSH	Mini Cooper	1600	SMN	8	8:53.769	19.191	1:04.957	5	70.213
16	30	Callum DRYBURGH	Mini Cooper	1600	SM	8	8:54.113	19.535	1:04.072	7	71.183
17	47	Reis ROBERTSON	Mini Cooper	1600	SMN	8	8:54.206	19.628	1:05.129	2	70.028
18	6	Daniel DREELAN	Mini Cooper	1600	SM	8	8:54.393	19.815	1:04.387	8	70.835
19	9	Martin McGEOUGH	Mini Cooper	1600	SMN	8	8:56.940	22.362	1:05.346	4	69.795
20	96	Taeler SHAND	Mini Cooper	1600	SMN L	8	9:04.591	30.013	1:06.619	4	68.462
Not classified											
DNF	74	Ian WALSH	Mini Cooper	1600	SMN	5	5:36.790	DNF	1:04.754	2	70.433

Margin of Victory	Avg. Speed	Best Lap Tm	Best Speed	Best Lap by
0.070	70.906	1:03.112	72.266	1 - Kenneth THIRLWALL

Clerk of the Course :

Orbits

Sig : Time :

Chief Timekeeper : Ian Sharp (SMART Timing)

Results available at www.mylaps.com and www.smart-timing.co.uk

Printed: 14/09/2015 17:18:17



SMRC David Leslie Trophy Meeting

Celtic Speed Mini Cooper Cup

Knockhill 1.267 miles

Race 5 - 1st Race

13/09/2015 12:10

Race (8 Laps) started at 15:01:42

Lap	Time of Day	Lap Tm	S1	S2	S3	S3Spd	SFSpd
(1) Kenneth THIRLWALL							
1	15:02:49.999			23.793	19.557	88.183	75.914
2	15:03:54.786	1:04.787	20.596	24.093	20.098	87.952	74.730
3	15:04:58.111	1:03.325	20.459	23.542	19.324	87.608	75.742
4	15:06:01.223	1:03.112	20.211	23.502	19.399	87.722	75.828
5	15:07:05.103	1:03.880	20.688	23.646	19.546	87.608	75.657
6	15:08:08.727	1:03.624	20.265	23.652	19.707	86.814	74.647
7	15:09:12.501	1:03.774	20.608	23.677	19.489	86.479	74.399
8	15:10:17.003	1:04.502	20.651	23.834	20.017	86.035	73.422

Lap	Time of Day	Lap Tm	S1	S2	S3	S3Spd	SFSpd
(3) Joe TANNER							
1	15:02:50.268			23.762	19.534	88.183	75.914
2	15:03:54.944	1:04.676	20.562	24.066	20.048	87.722	74.564
3	15:04:58.472	1:03.528	20.558	23.672	19.298	87.952	76.345
4	15:06:01.797	1:03.325	20.270	23.676	19.379	87.837	76.172
5	15:07:05.568	1:03.771	20.538	23.721	19.512	87.722	76.259
6	15:08:09.042	1:03.474	20.453	23.644	19.377	88.068	76.259
7	15:09:12.797	1:03.755	20.555	23.772	19.428	87.722	76.000
8	15:10:17.073	1:04.276	20.642	23.745	19.889	87.380	75.317

Lap	Time of Day	Lap Tm	S1	S2	S3	S3Spd	SFSpd
(20) Kyle REID							
1	15:02:50.518			23.748	19.581	87.837	75.742
2	15:03:55.156	1:04.638	20.536	24.023	20.079	87.153	75.064
3	15:04:58.866	1:03.710	20.617	23.679	19.414	87.494	75.572
4	15:06:02.343	1:03.477	20.222	23.605	19.650	88.183	75.487
5	15:07:06.025	1:03.682	20.363	23.854	19.465	86.257	75.914
6	15:08:09.691	1:03.666	20.314	23.577	19.775	87.952	74.399
7	15:09:15.574	1:05.883	21.414	24.459	20.010	86.814	74.647
8	15:10:19.592	1:04.018	20.487	23.955	19.576	86.257	75.317

Lap	Time of Day	Lap Tm	S1	S2	S3	S3Spd	SFSpd
(87) Paul BELL							
1	15:02:51.182			23.890	19.421	87.266	75.487
2	15:03:55.784	1:04.602	20.628	23.696	20.278	87.837	74.647
3	15:04:59.951	1:04.167	20.506	23.958	19.703	86.590	75.233
4	15:06:03.200	1:03.249	20.371	23.546	19.332	87.837	76.259
5	15:07:06.589	1:03.389	20.333	23.752	19.304	87.153	76.172
6	15:08:10.349	1:03.760	20.276	23.811	19.673	87.608	74.981
7	15:09:15.735	1:05.386	21.288	24.376	19.722	85.815	74.897
8	15:10:20.273	1:04.538	20.976	24.173	19.389	86.368	75.572

Lap	Time of Day	Lap Tm	S1	S2	S3	S3Spd	SFSpd
(70) Oliver MORTIMER							
1	15:02:49.663			23.753	19.519	87.266	75.317
2	15:03:54.647	1:04.984	20.692	24.207	20.085	74.813	
3	15:04:57.761	1:03.114	20.226	23.587	19.301	87.153	76.259
4	15:06:01.107	1:03.346	20.245	23.600	19.501	74.316	
5	15:07:05.328	1:04.221	20.961	23.670	19.590	88.299	75.572
6	15:08:09.814	1:04.486	20.416	23.592	20.478	74.813	
7	15:09:15.973	1:06.159	21.993	24.664	19.502	76.086	
8	15:10:21.445	1:05.472	21.181	24.531	19.760	74.981	

Lap	Time of Day	Lap Tm	S1	S2	S3	S3Spd	SFSpd
(8) Hannah CHAPMAN							
1	15:02:52.677			24.072	19.373	87.722	76.432
2	15:03:56.663	1:03.986	20.708	23.727	19.551	87.952	77.047
3	15:05:00.757	1:04.094	20.819	23.850	19.425	88.532	76.694
4	15:06:04.686	1:03.929	20.836	23.806	19.287	88.649	77.402
5	15:07:08.205	1:03.519	20.525	23.859	19.135	87.952	76.958
6	15:08:12.627	1:04.422	20.554	23.780	20.088	88.299	70.640
7	15:09:17.301	1:04.674	20.981	24.315	19.378	88.183	77.313
8	15:10:22.122	1:04.821	20.940	23.923	19.958	88.532	75.487

Lap	Time of Day	Lap Tm	S1	S2	S3	S3Spd	SFSpd
(27) Lewis CARTER							
1	15:02:50.832			23.829	19.536	87.494	75.487
2	15:03:55.503	1:04.671	20.557	23.849	20.265	87.952	74.647
3	15:04:59.647	1:04.144	20.572	24.042	19.530	86.479	75.233
4	15:06:02.915	1:03.268	20.256	23.717	19.295	87.266	75.914
5	15:07:06.307	1:03.392	20.332	23.713	19.347	87.040	76.259
6	15:08:09.978	1:03.671	20.352	23.796	19.523	87.722	75.317
7	15:09:15.659	1:05.681	21.442	24.290	19.949	87.153	73.989
8	15:10:22.620	1:06.961	21.202	25.276	20.483	82.849	73.502

Lap	Time of Day	Lap Tm	S1	S2	S3	S3Spd	SFSpd
(11) Morgan MURRAY							
1	15:02:51.536			23.706	19.514	87.952	75.572
2	15:03:56.122	1:04.586	20.611	23.693	20.282	87.153	74.730

Lap	Time of Day	Lap Tm	S1	S2	S3	S3Spd	SFSpd
3	15:05:00.245	1:04.123	20.712	23.724	19.687	87.380	75.487
4	15:06:03.973	1:03.728	20.612	23.802	19.314	87.952	76.259
5	15:07:07.285	1:03.312	20.318	23.720	19.274	87.608	76.086
6	15:08:10.946	1:03.661	20.277	23.817	19.567	87.608	76.086
7	15:09:16.999	1:06.053	20.992	25.506	19.555	87.380	75.828
8	15:10:22.706	1:05.707	20.737	23.962	21.008	87.040	74.070

Lap	Time of Day	Lap Tm	S1	S2	S3	S3Spd	SFSpd
(29) Chris REID							
1	15:02:53.725			24.355	19.562	86.257	75.572
2	15:03:58.140	1:04.415	20.506	24.383	19.526	86.146	76.000
3	15:05:02.221	1:04.081	20.428	23.888	19.765	86.927	75.914
4	15:06:05.988	1:03.767	20.379	23.847	19.541	87.266	75.572
5	15:07:10.071	1:04.083	20.672	23.883	19.528	87.380	75.572
6	15:08:14.021	1:03.950	20.523	23.855	19.572	86.368	75.402
7	15:09:18.274	1:04.253	20.469	24.140	19.644	87.040	75.828
8	15:10:23.062	1:04.788	20.536	24.635	19.617	84.518	75.233

Lap	Time of Day	Lap Tm	S1	S2	S3	S3Spd	SFSpd
(38) Scott FORBES							
1	15:02:54.878			24.394	20.393	86.146	75.572
2	15:04:00.291	1:05.413	20.947	24.524	19.942	84.946	74.813
3	15:05:04.623	1:04.332	20.833	23.927	19.572	86.702	74.316
4	15:06:09.060	1:04.437	21.021	23.893	19.523	86.257	76.345
5	15:07:13.051	1:03.991	20.700	23.764	19.527	86.927	75.914
6	15:08:16.952	1:03.901	20.562	23.902	19.437	86.257	75.487
7	15:09:20.859	1:03.907	20.502	23.889	19.516	86.368	75.742
8	15:10:24.950	1:04.091	20.624	23.962	19.505	86.702	76.086

Lap	Time of Day	Lap Tm	S1	S2	S3	S3Spd	SFSpd
(91) Robbie DALGLEISH							
1	15:02:54.747			24.262	20.006	87.040	74.070
2	15:03:59.746	1:04.999	20.628	24.823	19.548	85.487	75.064
3	15:05:04.295	1:04.549	20.585	23.853	20.111	86.590	73.182
4	15:06:09.366	1:05.071	21.495	24.039	19.537	87.266	75.317
5	15:07:13.511	1:04.145	20.580	23.997	19.568	86.814	75.064
6	15:08:17.867	1:04.356	20.574	23.892	19.890	87.380	73.422
7	15:09:21.844	1:03.977	20.591	23.754	19.632	86.368	74.813
8	15:10:25.878	1:04.034	20.428	23.997	19.609	86.702	74.981

Lap	Time of Day	Lap Tm	S1	S2	S3	S3Spd	SFSpd
(26) William BLAKE							
1	15:02:53.319			24.200	19.679	87.266	75.572
2	15:03:57.655	1:04.336	20.539	24.001	19.796	85.487	75.657
3	15:05:01.902	1:04.247	20.513	23.907	19.827	87.494	75.657
4	15:06:05.695	1:03.793	20.436	23.731	19.626	87.722	75.487
5	15:07:09.729	1:04.034	20.649	23.737	19.648	87.952	75.402
6	15:08:13.717	1:03.988					

SMRC David Leslie Trophy Meeting

Celtic Speed Mini Cooper Cup

Knockhill 1.267 miles

Race 5 - 1st Race

13/09/2015 12:10

Race (8 Laps) started at 15:01:42

Lap	Time of Day	Lap Tm	S1	S2	S3	S3Spd	SFSpd	Lap	Time of Day	Lap Tm	S1	S2	S3	S3Spd	SFSpd
7	15:09:30.733	1:05.185	20.496	24.424	20.265	86.257	75.148								
8	15:10:36.194	1:05.461	20.652	24.781	20.028	82.442	74.730								
(30) Callum DRYBURGH															
1	15:02:56.216			24.507	19.968	86.035	73.826								
2	15:04:01.403	1:05.187	21.041	24.167	19.979	86.814	73.502								
3	15:05:08.538	1:07.135	22.152	24.269	20.714	86.035	71.620								
4	15:06:14.521	1:05.983	21.102	24.537	20.344	86.035	72.943								
5	15:07:21.178	1:06.657	20.569	25.561	20.527	81.938	73.022								
6	15:08:26.984	1:05.806	20.906	24.564	20.336	85.162	72.943								
7	15:09:31.056	1:04.072	20.637	23.853	19.582	86.035	74.897								
8	15:10:36.538	1:05.482	20.693	24.577	20.212	84.732	72.470								
(47) Reis ROBERTSON															
1	15:02:55.381			24.799	19.749	85.925	75.148								
2	15:04:00.510	1:05.129	21.033	24.229	19.867	86.702	74.564								
3	15:05:07.683	1:07.173	21.299	25.727	20.147	82.442	75.064								
4	15:06:13.122	1:05.439	20.815	24.864	19.760	85.925	75.233								
5	15:07:18.772	1:05.650	20.947	24.787	19.916	86.927	74.897								
6	15:08:23.909	1:05.137	20.892	24.612	19.633	86.257	75.064								
7	15:09:30.125	1:06.216	21.268	25.130	19.818	86.257	74.897								
8	15:10:36.631	1:06.506	21.050	24.989	20.467	83.054	74.730								
(6) Daniel DREELAN															
1	15:02:55.106			24.445	19.998	85.706	73.422								
2	15:04:00.321	1:05.215	20.955	24.363	19.897	85.379	74.070								
3	15:05:08.176	1:07.855	21.450	25.790	20.615	81.639	73.102								
4	15:06:13.576	1:05.400	20.759	25.038	19.603	84.095	74.647								
5	15:07:19.018	1:05.442	20.709	24.772	19.961	85.925	74.152								
6	15:08:27.613	1:08.595	20.825	27.590	20.180	78.950	73.262								
7	15:09:32.431	1:04.818	21.252	24.125	19.441	85.925	75.317								
8	15:10:36.818	1:04.387	20.442	23.833	20.112	86.479	73.745								
(9) Martin McGEOUGH															
1	15:02:57.826		27.255	25.508	19.886	86.035	75.572								
2	15:04:03.778	1:05.952	21.260	24.771	19.921	86.814	74.647								
3	15:05:09.987	1:06.209	21.260	24.748	20.201	86.590	73.989								
4	15:06:15.333	1:05.346	21.025	24.367	19.954	86.590	74.730								
5	15:07:20.862	1:05.529	20.865	24.497	20.167	85.270	74.234								
6	15:08:27.618	1:06.756	21.034	25.036	20.686	84.095	73.583								
7	15:09:33.784	1:06.166	21.505	24.732	19.929	85.379	74.981								
8	15:10:39.365	1:05.581	21.186	24.426	19.969	85.815	74.897								
(96) Taeler SHAND															
1	15:02:59.052		26.818	25.561	20.415	84.095	72.314								
2	15:04:06.068	1:07.016	21.618	24.940	20.458	83.780	71.850								
3	15:05:13.115	1:07.047	21.797	25.204	20.046	84.095	72.159								
4	15:06:19.734	1:06.619	21.693	24.883	20.043	83.780	72.236								
5	15:07:26.646	1:06.912	21.611	25.378	19.923	82.849	72.081								
6	15:08:33.367	1:06.721	21.394	25.255	20.072	83.054	72.004								
7	15:09:40.098	1:06.731	21.323	25.299	20.109	83.363	71.850								
8	15:10:47.016	1:06.918	21.580	25.214	20.124	83.675	71.620								
(74) Ian WALSH															
1	15:02:57.253		27.292	25.006	20.174	85.815	74.316								
2	15:04:02.007	1:04.754	20.919	23.964	19.871	86.479	74.981								
3	15:05:08.429	1:06.422	22.048	24.349	20.025	85.925	74.647								
4	15:06:13.998	1:05.569	20.878	24.651	20.040	85.487	74.981								
5	15:07:19.215	1:05.217	20.618	24.871	19.728	85.270	74.564								

Clerk of the Course :

Orbits

Sig : Time :

Chief Timekeeper : Ian Sharp (SMART Timing)

Results available at www.mylaps.com and www.smart-timing.co.uk

Printed: 14/09/2015 17:18:53



Celtic Speed Mini Cooper Cup

Knockhill 1.267 miles

Race 5 - 1st Race

13/09/2015 12:10

Race (8 Laps) started at 15:01:42

Competitors	Laps								
	1	2	3	4	5	6	7	8	
Oliver MORTIMER (70)	1	70	70	70	70	1	1	1	1
Kenneth THIRLWALL (1)	2	1	1	1	1	70	3	3	3
Joe TANNER (3)	3	3	3	3	3	20	20	20	
Kyle REID (20)	4	20	20	20	20	20	70	27	87
Lewis CARTER (27)	5	27	27	27	27	27	27	87	70
Paul BELL (87)	6	87	87	87	87	87	87	70	8
Morgan MURRAY (11)	7	11	11	11	11	11	11	11	27
Des WHEATLEY (5)	8	5	5	5	5	5	8	8	11
Hannah CHAPMAN (8)	9	8	8	8	8	8	5	26	29
William BLAKE (26)	10	26	26	26	26	26	26	29	38
Chris REID (29)	11	29	29	29	29	29	29	5	91
Robbie DALGLEISH (91)	12	91	91	91	38	38	38	38	26
Scott FORBES (38)	13	38	38	38	91	91	91	91	5
Daniel DREELAN (6)	14	6	6	7	7	7	7	7	7
Reis ROBERTSON (47)	15	47	47	47	47	47	47	47	98
Jonny DREELAN (7)	16	7	7	6	6	6	98	98	30
Callum DRYBURGH (30)	17	30	30	74	74	74	30	30	47
Brandon WALSH (98)	18	98	98	30	30	98	6	6	6
Ian WALSH (74)	19	74	74	9	9	9	9	9	9
Martin McGEOUGH (9)	20	9	9	98	98	30	96	96	96
Taeler SHAND (96)	21	96	96	96	96	96			

Clerk of the Course :

Orbits

Sig : Time :

Chief Timekeeper : Ian Sharp (SMART Timing)

Results available at www.mylaps.com and www.smart-timing.co.uk

Printed: 14/09/2015 17:19:08



SMRC David Leslie Trophy Meeting

Celtic Speed Mini Cooper Cup

Race 9 - 2nd Race

Race (8 Laps) started at 16:30:04

Knockhill 1.267 miles

13/09/2015 14:40

POLE POSITION

2
3 Joe TANNER

4
87 Paul BELL

6
8 Hannah CHAPMAN

8
11 Morgan MURRAY

10
38 Scott FORBES

12
26 William BLAKE

14
7 Jonny DREELAN

16
30 Callum DRYBURGH

18
6 Daniel DREELAN

20
96 Taeler SHAND

1
1 Kenneth THIRLWALL

3
20 Kyle REID

5
70 Oliver MORTIMER

7
27 Lewis CARTER

9
29 Chris REID

11
91 Robbie DALGLEISH

13
5 Des WHEATLEY

15
98 Brandon WALSH

17
47 Reis ROBERTSON

19
9 Martin McGEOUGH

1
2
3
4
5
6
7
8
9
10

Clerk of the Course :

Sig : Time :

Chief Timekeeper : Ian Sharp (SMART Timing)

Results available at www.mylaps.com and www.smart-timing.co.uk

Printed: 14/09/2015 17:19:28

Orbits



SMRC David Leslie Trophy Meeting

Celtic Speed Mini Cooper Cup

Knockhill 1.267 miles

Race 9 - 2nd Race

13/09/2015 14:40

Race (8 Laps) started at 16:30:04



21
74 Ian WALSH

11

Clerk of the Course :

Orbits

Sig : Time :

Chief Timekeeper : Ian Sharp (SMART Timing)

Results available at www.mylaps.com and www.smart-timing.co.uk

Printed: 14/09/2015 17:19:28

SMRC David Leslie Trophy Meeting

Sorted on Laps

Scottish BMW Compact Cup

Knockhill 1.267 miles

Race 6 - 1st Race

13/09/2015 12:35

Race (13 Laps) started at 15:19:27

Pos	No.	Name	Make/Model	CC	Class Code	Laps	Total Tm	Diff	Best Tm	In Lap	Best Speed
1	2	Steven DAILLY	BMW Compact	1900	BMWCC	13	16:39.368		1:03.835	6	71.447
2	85	Gary CLARK	BMW Compact	1900	BMWCN	13	16:41.183	1.815	1:03.868	7	71.410
3	97	Greig SUTHERLAND	BMW Compact	1900	BMWCN	13	16:42.458	3.090	1:04.242	6	70.995
4	87	Andrew WINCHESTER	BMW Compact	1900	BMWCC	13	16:48.951	9.583	1:04.323	6	70.905
5	23	David McNAUGHTON	BMW Compact	1900	BMWCC	13	16:50.211	10.843	1:04.222	6	71.017
6	72	Cliff HARPER	BMW Compact	1900	BMWCC	13	16:50.656	11.288	1:04.296	7	70.935
7	75	Michael COURTS	BMW Compact	1900	BMWCN	13	16:56.139	16.771	1:04.577	6	70.626
8	45	Calum KING	BMW Compact	1900	BMWCN	13	16:57.259	17.891	1:05.000	6	70.167
9	14	Lee ELRICK	BMW Compact	1900	BMWCN	13	16:58.225	18.857	1:04.770	7	70.416
10	81	Douglas SIMPSON	BMW Compact	1900	BMWCN	13	17:02.456	23.088	1:04.769	7	70.417
11	8	Derek KINGHORN	BMW Compact	1900	BMWCN	13	17:03.966	24.598	1:04.859	7	70.319
12	84	Robert MARSHALL	BMW Compact	1900	BMWCN	13	17:04.439	25.071	1:04.852	6	70.327
13	83	David NOBLE	BMW Compact	1900	BMWCC	13	17:08.365	28.997	1:05.480	6	69.652
14	21	Zack RUNCIE	BMW Compact	1900	BMWCC	13	17:12.780	33.412	1:05.600	7	69.525
15	78	James LESLIE	BMW Compact	1900	BMWCN	13	17:14.814	35.446	1:06.140	6	68.957
16	76	Jonathan ATKINSON	BMW Compact	1900	BMWCN	13	17:16.832	37.464	1:05.634	8	69.489
17	18	Graham KELLY	BMW Compact	1900	BMWCN	13	17:24.596	45.228	1:05.734	5	69.383
18	40	Steven GOLDIE	BMW Compact	1900	BMWCN	13	17:26.196	46.828	1:04.948	7	70.223
19	28	Robert DRYBURGH	BMW Compact	1900	Guest	13	17:28.539	49.171	1:07.564	5	67.504
20	5	Colin GILLIESPIE	BMW Compact	1900	BMWCN	13	17:28.751	49.383	1:06.150	6	68.947
21	7	Steven KING	BMW Compact	1900	BMWCN	13	17:29.127	49.759	1:06.088	8	69.012
22	77	Ashleigh MORRIS	BMW Compact	1900	BMWCC	12	16:46.400	1 Lap	1:05.346	7	69.795
23	66	Ross JOHNSTONE	BMW Compact	1900	BMWCN	12	16:51.639	1 Lap	1:10.008	7	65.147
24	35	Martin BUCHAN	BMW Compact	1900	BMWCN	12	16:59.897	1 Lap	1:05.589	6	69.537
25	6	Phil DRYBURGH	BMW Compact	1900	BMWCC	12	17:15.180	1 Lap	1:06.286	5	68.805
26	16	Ivor MAIRS	BMW Compact	1900	BMWCC	12	17:23.016	1 Lap	1:07.348	5	67.720
27	17	Duncan GRANT	BMW Compact	1900	BMWCN	12	17:29.743	1 Lap	1:11.199	6	64.058
28	67	Wendy NEWTON	BMW Compact	1900	BMWCN	12	17:30.267	1 Lap	1:14.820	5	60.957
29	91	Neil MacINNES	BMW Compact	1900	BMWCN	11	18:25.210	2 Laps	1:04.747	5	70.441

Not classified (80% = 10 Laps)

DNF	68	Donald MacCOLL	BMW Compact	1900	BMWCN	6	9:07.498	DNF	1:05.918	6	69.190
DNS	92	Carol BROWN	BMW Compact	1900	BMWCC			DNS		0	-

Announcements

Race distance increased to 13 Laps - 3 Laps completed behind the Safety Car.

Margin of Victory	Avg. Speed	Best Lap Tm	Best Speed	Best Lap by
1.815	59.328	1:03.835	71.447	2 - Steven DAILLY

Clerk of the Course :

Orbits

Sig : Time :

Chief Timekeeper : Ian Sharp (SMART Timing)

Results available at www.mylaps.com and www.smart-timing.co.uk

Printed: 14/09/2015 17:24:49



SMRC David Leslie Trophy Meeting

Scottish BMW Compact Cup

Knockhill 1.267 miles

Race 6 - 1st Race

13/09/2015 12:35

Race (13 Laps) started at 15:19:27

Lap	Time of Day	Lap Tm	S1	S2	S3	S3Spd	SFSpd	Lap	Time of Day	Lap Tm	S1	S2	S3	S3Spd	SFSpd
(2) Steven DAILLY								(72) Cliff HARPER							
1	15:20:40.585			24.763	23.452	89.836	50.419	13	15:36:17.604	1:10.344	22.777	26.809	20.758	86.590	77.761
2	15:22:35.695	1:55.110	41.003	43.100	31.007	43.239	45.807	1	15:20:43.681			26.005	23.218	87.494	49.163
3	15:24:30.960	1:55.265	41.074	42.273	31.918	43.690	44.590	2	15:22:40.140	1:56.459	42.567	42.903	30.989	43.690	48.279
4	15:26:09.072	1:38.112	36.641	41.414	20.057	85.379	79.795	3	15:24:34.723	1:54.583	40.064	42.178	32.341	41.322	49.673
5	15:27:13.653	1:04.581	20.478	24.684	19.419	88.649	79.700	4	15:26:12.369	1:37.646	36.348	41.110	20.188	83.157	79.700
6	15:28:17.488	1:03.835	20.643	23.789	19.403	91.179	79.606	5	15:27:17.323	1:04.954	20.908	24.424	19.622	89.596	79.323
7	15:29:21.471	1:03.983	20.445	23.879	19.659	91.179	79.511	6	15:28:21.948	1:04.625	20.673	24.065	19.887	90.809	78.765
8	15:30:25.887	1:04.416	20.485	24.139	19.792	91.179	79.795	7	15:29:26.244	1:04.296	20.610	23.943	19.743	90.442	78.857
9	15:31:32.921	1:07.034	21.170	25.483	20.381	89.836	79.230	8	15:30:31.139	1:04.895	20.678	24.496	19.721	90.320	78.857
10	15:32:40.239	1:07.318	21.725	25.026	20.567	88.649	79.043	9	15:31:38.502	1:07.363	21.248	25.770	20.345	86.479	77.941
11	15:33:48.675	1:08.436	22.037	25.848	20.551	87.153	78.672	10	15:32:47.225	1:08.723	22.362	25.775	20.586	86.257	78.397
12	15:34:57.420	1:08.745	22.022	26.166	20.557	88.299	78.580	11	15:33:57.396	1:10.171	23.006	26.554	20.611	85.270	79.043
13	15:36:06.761	1:09.341	22.312	26.104	20.925	88.183	76.870	12	15:35:07.905	1:10.509	23.004	26.949	20.556	85.487	77.491
								13	15:36:18.049	1:10.144	22.578	26.832	20.734	86.368	77.851
(85) Gary CLARK								(75) Michael COURTS							
1	15:20:39.878			24.778	22.924	87.837	53.600	1	15:20:44.217			25.778	23.973	87.952	45.069
2	15:22:35.059	1:55.181	40.832	43.315	31.034	44.531	47.192	2	15:22:41.293	1:57.076	42.772	42.999	31.305	44.828	46.506
3	15:24:30.365	1:55.306	40.732	42.568	32.006	44.034	44.978	3	15:24:35.489	1:54.196	39.673	42.247	32.276	40.378	50.381
4	15:26:08.611	1:38.246	36.702	41.769	19.775	85.054	78.214	4	15:26:12.572	1:37.033	36.475	40.502	20.106	84.200	79.700
5	15:27:14.837	1:06.226	20.638	25.790	19.798	82.139	78.305	5	15:27:18.025	1:05.453	20.990	24.812	19.651	90.320	79.323
6	15:28:19.065	1:04.228	20.733	23.892	19.603	89.120	78.214	6	15:28:22.602	1:04.577	20.661	24.289	19.627	90.442	79.230
7	15:29:22.933	1:03.868	20.666	23.611	19.591	88.767	78.032	7	15:29:27.438	1:04.836	20.758	24.415	19.663	90.442	79.323
8	15:30:27.706	1:04.773	20.690	24.406	19.677	89.477	78.032	8	15:30:32.825	1:05.387	20.846	24.670	19.871	90.564	79.606
9	15:31:34.363	1:06.657	21.299	25.371	19.987	86.590	77.671	9	15:31:40.700	1:07.875	21.257	25.918	20.700	88.068	78.857
10	15:32:41.166	1:06.803	21.685	24.948	20.170	86.702	77.761	10	15:32:50.115	1:09.415	22.326	26.159	20.930	88.299	78.765
11	15:33:49.908	1:08.742	22.341	25.786	20.615	86.368	77.224	11	15:34:02.061	1:11.946	22.796	28.057	21.093	87.380	78.305
12	15:34:59.415	1:09.507	22.430	26.652	20.425	86.927	76.958	12	15:35:12.842	1:10.781	23.010	26.684	21.087	87.608	78.580
13	15:36:08.576	1:09.161	22.599	25.955	20.607	87.153	77.224	13	15:36:23.532	1:10.690	22.699	26.985	21.006	86.927	77.491
(97) Greig SUTHERLAND								(45) Calum KING							
1	15:20:42.521			25.466	23.439	85.815	48.699	1	15:20:44.490			25.794	24.653	85.596	45.964
2	15:22:37.748	1:55.227	40.927	43.426	30.874	41.373	50.193	2	15:22:41.920	1:57.430	43.069	43.103	31.258	46.090	42.153
3	15:24:32.772	1:55.024	40.779	42.161	32.084	40.064	46.928	3	15:24:36.191	1:54.271	39.584	42.320	32.367	40.894	48.383
4	15:26:10.777	1:38.005	36.608	41.351	20.046	84.732	79.043	4	15:26:13.403	1:37.212	36.271	41.083	19.858	83.054	78.214
5	15:27:15.529	1:04.752	20.698	24.487	19.567	88.649	79.136	5	15:27:18.468	1:05.065	20.841	24.496	19.728	89.002	78.032
6	15:28:19.771	1:04.242	20.610	24.030	19.602	89.957	78.765	6	15:28:23.468	1:05.000	20.882	24.295	19.823	88.649	77.491
7	15:29:24.249	1:04.478	20.503	24.246	19.729	89.716	78.672	7	15:29:29.301	1:05.833	20.791	25.125	19.917	88.183	77.761
8	15:30:28.911	1:04.662	20.630	24.260	19.772	89.596	78.397	8	15:30:34.734	1:05.433	21.122	24.549	19.762	88.649	78.305
9	15:31:35.179	1:06.268	20.957	24.958	20.353	88.767	77.581	9	15:31:45.527	1:10.793	24.801	25.630	20.362	86.927	76.958
10	15:32:42.615	1:07.436	21.375	25.391	20.670	85.054	77.402	10	15:32:54.386	1:08.859	22.204	26.187	20.468	85.815	77.313
11	15:33:51.560	1:08.945	21.666	26.550	20.729	85.270	77.851	11	15:34:04.442	1:10.056	22.444	26.860	20.752	84.732	76.607
12	15:35:00.485	1:08.925	21.946	26.561	20.418	87.266	78.397	12	15:35:14.706	1:10.264	22.936	26.605	20.723	85.487	76.958
13	15:36:09.851	1:09.366	22.104	26.837	20.425	86.035	78.580	13	15:36:24.652	1:09.946	22.877	26.539	20.530	85.596	76.694
(87) Andrew WINCHESTER								(14) Lee ELRICK							
1	15:20:42.005			25.449	23.918	88.183	49.931	1	15:20:49.296			26.733	24.161	85.706	42.771
2	15:22:37.061	1:55.056	40.700	43.716	30.640	39.779	52.510	2	15:22:48.763	1:59.467	48.082	41.282	30.103	44.948	55.737
3	15:24:32.121	1:55.060	40.873	42.334	31.853	47.493	48.037	3	15:24:41.701	1:52.938	39.707	42.586	30.645	51.266	48.348
4	15:26:10.423	1:38.302	36.678	41.693	19.931	84.095	79.230	4	15:26:18.293	1:36.592	35.992	39.278	21.322	84.200	76.607
5	15:27:15.881	1:05.458	21.423	24.518	19.517	89.836	79.795	5	15:27:23.184	1:04.891	20.834	24.415	19.642	89.120	78.214
6	15:28:20.204	1:04.323	20.709	24.139	19.475	90.686	79.417	6	15:28:28.006	1:04.822	20.657	24.289	19.876	89.716	78.672
7	15:29:24.789	1:04.585	20.613	24.214	19.758	90.809	78.672	7	15:29:32.776	1:04.770	20.864	24.221	19.685	90.564	78.032
8	15:30:29.616	1:04.827	20.861	24.350	19.616	90.686	79.136	8	15:30:39.201	1:06.425	21.154	25.268	20.003	87.608	77.313
9	15:31:37.229	1:07.613	21.858	25.464	20.291	88.416	78.397	9	15:31:47.525	1:08.324	21.891	26.011	20.422	85.925	77.581
10	15:32:45.552	1:08.323	22.008	25.750	20.565	86.814	78.305	10	15:32:56.418	1:08.893	21.970	26.305	20.618	86.368	77.313
11	15:33:54.950	1:09.398	22.485	26.446	20.467	88.183	78.950	11	15:34:05.999	1:09.581	22.539	26.406	20.636	86.368	76.870
12	15:35:05.291	1:10.341	22.492	26.742	21.107	87.722	78.950	12	15:35:15.829	1:09.830	22.470	26.509	20.851	86.035	77.491
13	15:36:16.344	1:11.053	22.774	27.358	20.921	86.257	77.761	13	15:36:25.618	1:09.789	22.555	26.549	20.685	85.487	77.313
(23) David McNAUGHTON								(81) Douglas SIMPSON							
1	15:20:42.738			26.245	23.203	85.925	51.266	1	15:20:48.339			26.270	24.193		55.051
2	15:22:39.168	1:56.430	41.491	43.481	31.458	41.272	49.416	2	15:22:46.251	1:57.912	46.499	40.276	31.137	46.409	53.176
3	15:24:33.453	1:54.285	40.033	42.296	31.956	39.709	48.948	3	15:24:40.077	1:53.826	40.004	42.109	31.713	48.244	44.918
4	15:26:12.068	1:38.615	36.676	41.853	20.086	83.363	78.397	4	15:26:16.849	1:36.772	35.811	40.205	20.756	83.157	77.671
5	15:27:16.963	1:04.895	20.759	24.580	19.556	89.002	78.857	5	15:27:22.234	1:05.385	21.019	24.296	20.070	89.358	78.488
6	15:28:21.185	1:04.222	20.665	24.071	19.486	89.836	78.857	6	15:28:27.399	1:05.165	20.870	24.381	19.914	89.836	78.397
7	15:29:25.625	1:04.440	20.807	24.155	19.478	90.077	78.857	7	15:29:32.168	1:04.769	20.682	24.338	19.749	89.596	78.397
8	15:30:30.540	1:04.915	20.864	24.431	19.620	89.716	79.136	8	15:30:37.954	1:05.786	21.110	24.724	19.952	89.239	77.941
9	15:31:37.561	1:07.021	21.526	25.221	20.274	89.002	78.305	9	15:31:47.896	1:09.942	22.197	27.100	20.645	86.590	78.032
10	15:32:46.772	1:09.211	22.128	26.334	20.749	84.946	78.032	10	15:32:57.041	1:09.145	22.062	26.245	20.838	86.368	77.491
11	15:33:55.058	1:10.286	22.983	26.747	20.556	85.596	77.402	11	15:34:07.951	1:10.910	22.414	27.386	21.110	86.702	77.047
12	15:35:07.260	1:10.202	23.140	26.549	20.513	86.146	77.851</								

SMRC David Leslie Trophy Meeting

Scottish BMW Compact Cup

Knockhill 1.267 miles

Race 6 - 1st Race

13/09/2015 12:35

Race (13 Laps) started at 15:19:27

Lap	Time of Day	Lap Tm	S1	S2	S3	S3Spd	SFSpd	Lap	Time of Day	Lap Tm	S1	S2	S3	S3Spd	SFSpd
12	15:35:19.646	1:11.695	23.093	27.699	20.903	86.479	76.607	11	15:34:19.473	1:11.009	22.661	27.062	21.286	86.146	76.519
13	15:36:29.849	1:10.203	22.611	26.874	20.718	86.702	76.607	12	15:35:31.329	1:11.856	22.834	28.112	20.910	85.487	75.828
								13	15:36:42.207	1:10.878	22.808	27.041	21.029	86.146	75.233

(8) Derek KINGHORN

1	15:20:48.538			26.282	24.082	87.266	43.976
2	15:22:47.477	1:58.939	47.604	41.172	30.163	47.359	57.851
3	15:24:41.147	1:53.670	40.067	42.259	31.344	46.667	47.832
4	15:26:17.704	1:36.557	35.841	39.559	21.157	83.885	78.032
5	15:27:22.604	1:04.900	20.769	24.113	20.018	89.596	78.672
6	15:28:27.827	1:05.223	20.938	24.400	19.885	89.836	78.857
7	15:29:32.686	1:04.859	20.689	24.325	19.845	89.477	77.761
8	15:30:39.769	1:07.083	21.412	25.558	20.113	87.380	77.581
9	15:31:49.045	1:09.276	22.489	26.093	20.694	87.040	77.851
10	15:32:58.141	1:09.096	22.030	26.324	20.742	85.815	77.671
11	15:34:09.011	1:10.870	22.690	26.871	21.309	85.487	75.828
12	15:35:19.872	1:10.861	22.963	26.936	20.962	85.925	77.581
13	15:36:31.359	1:11.487	23.476	27.017	20.994	85.706	77.491

(76) Jonathan ATKINSON

1	15:20:57.155		28.021	29.724	27.316	59.022	52.143
2	15:22:57.359	2:00.204	53.722	36.027	30.455	37.220	57.802
3	15:24:47.865	1:50.506	41.344	41.327	27.835	42.286	50.343
4	15:26:24.744	1:36.879	36.724	38.315	21.840	81.244	77.761
5	15:27:30.478	1:05.734	21.121	24.682	19.931	88.416	78.123
6	15:28:36.117	1:05.639	21.230	24.337	20.072	89.239	77.941
7	15:29:44.330	1:08.213	22.355	25.614	20.244	89.120	77.491
8	15:30:49.964	1:05.634	21.050	24.577	20.007	88.532	78.032
9	15:31:59.084	1:09.120	21.513	26.604	21.003	85.706	77.491
10	15:33:09.292	1:10.208	22.509	26.868	20.831	85.054	77.047
11	15:34:20.945	1:11.653	22.912	27.258	21.483	84.412	76.259
12	15:35:33.096	1:12.151	23.715	27.218	21.218	84.946	76.172
13	15:36:44.225	1:11.129	23.107	27.053	20.969	86.035	76.694

(84) Robert MARSHALL

1	15:20:47.260			25.267	25.768	88.767	47.560
2	15:22:44.545	1:57.285	45.891	39.752	31.642	45.839	50.080
3	15:24:38.363	1:53.818	39.802	41.910	32.106	44.918	47.226
4	15:26:14.761	1:36.398	35.967	40.138	20.293	84.095	78.305
5	15:27:20.138	1:05.377	21.116	24.428	19.833	89.716	78.214
6	15:28:24.990	1:04.852	20.901	24.025	19.926	90.077	78.765
7	15:29:30.265	1:05.275	21.009	24.269	19.997	90.198	78.488
8	15:30:36.047	1:05.782	20.856	24.773	20.153	89.596	78.488
9	15:31:46.676	1:10.629	23.846	25.809	20.974	87.952	77.135
10	15:32:55.894	1:09.218	22.595	25.807	20.816	86.927	76.958
11	15:34:07.520	1:11.626	23.335	27.205	21.086	85.270	77.313
12	15:35:19.635	1:12.115	23.381	27.575	21.159	85.706	77.224
13	15:36:31.832	1:12.197	23.511	27.446	21.240	86.368	78.123

(18) Graham KELLY

1	15:20:56.087		28.472	28.045	27.909	65.599	46.570
2	15:22:56.803	2:00.716	53.491	36.594	30.631	38.413	53.988
3	15:24:47.131	1:50.328	40.781	41.611	27.936	44.531	53.472
4	15:26:23.997	1:36.866	36.719	38.574	21.573	82.442	77.761
5	15:27:29.731	1:05.734	21.227	24.522	19.985	89.239	78.765
6	15:28:35.851	1:06.120	21.613	24.263	20.244	89.836	78.123
7	15:29:45.008	1:09.157	22.306	25.616	21.235	89.239	77.581
8	15:30:52.089	1:07.081	21.188	25.282	20.611	88.416	78.397
9	15:32:02.506	1:10.417	22.415	26.481	21.521	83.885	78.305
10	15:33:13.738	1:11.232	22.898	26.612	21.722	86.146	76.432
11	15:34:25.569	1:11.831	23.049	27.302	21.480	86.035	78.397
12	15:35:38.509	1:12.940	23.339	27.903	21.698	86.035	77.581
13	15:36:51.989	1:13.480	24.221	27.469	21.790	85.054	77.761

(83) David NOBLE

1	15:20:50.072		28.202	26.647	24.675	87.153	40.232
2	15:22:49.503	1:59.431	48.316	41.019	30.096	39.662	53.218
3	15:24:42.143	1:52.640	39.689	42.853	30.098	49.127	51.781
4	15:26:18.440	1:36.297	36.298	39.159	20.840	83.780	77.671
5	15:27:24.022	1:05.582	21.505	24.351	19.726	89.716	78.765
6	15:28:29.502	1:05.480	21.157	24.390	19.933	89.836	78.305
7	15:29:35.230	1:05.728	21.173	24.688	19.867	89.358	78.857
8	15:30:40.833	1:05.603	21.130	24.667	19.806	89.002	78.765
9	15:31:50.611	1:09.778	22.761	26.005	21.012	86.035	77.761
10	15:33:01.047	1:10.436	22.760	26.824	20.852	83.989	77.402
11	15:34:12.805	1:11.758	23.382	27.389	20.987	83.885	78.032
12	15:35:24.691	1:11.886	23.321	27.559	21.006	84.946	77.224
13	15:36:35.758	1:11.067	23.146	27.105	20.816	85.162	77.581

(40) Steven GOLDIE

1	15:20:47.796		27.330	26.412	24.543	87.266	49.599
2	15:22:45.356	1:57.560	46.275	40.054	31.231	48.383	49.783
3	15:24:39.493	1:54.137	39.998	42.334	31.805	50.457	45.807
4	15:26:16.106	1:36.613	35.871	40.173	20.569	82.849	78.765
5	15:27:21.482	1:05.376	21.099	24.387	19.890	90.320	79.323
6	15:28:26.677	1:05.195	21.077	24.311	19.807	91.055	79.043
7	15:29:31.625	1:04.948	20.824	24.228	19.896	91.303	79.043
8	15:30:39.767	1:08.142	21.856	26.003	20.283	88.416	78.857
9	15:31:49.841	1:10.074	23.250	25.990	20.834	88.532	78.857
10	15:33:15.748	1:12.907	22.687	26.687	21.152	86.702	74.730
11	15:34:27.739	1:11.991	23.264	27.613	21.114	86.814	78.032
12	15:35:40.517	1:12.778	23.594	27.911	21.273	87.153	78.032
13	15:36:53.589	1:13.072	24.324	28.066	20.682	86.257	78.214

(21) Zack RUNCIE

1	15:20:51.171			27.825	24.796	82.240	35.696
2	15:22:51.070	1:59.899	48.051	40.971	30.877	40.795	44.501
3	15:24:42.720	1:51.650	38.849	42.908	29.893	46.635	54.426
4	15:26:19.070	1:36.350	36.437	39.063	20.850	82.951	76.086
5	15:27:25.801	1:06.731	21.450	25.161	20.120	86.702	77.224
6	15:28:31.532	1:05.731	21.233	24.369	20.129	88.068	76.782
7	15:29:37.132	1:05.600	21.029	24.528	20.043	87.952	77.313
8	15:30:42.834	1:05.702	21.032	24.622	20.048	87.608	77.047
9	15:31:51.911	1:09.077	21.930	26.000	21.147	85.925	76.086
10	15:33:02.727	1:10.816	22.938	26.914	20.964	85.596	76.259
11	15:34:15.454	1:12.727	22.950	28.631	21.146	83.989	75.914
12	15:35:27.053	1:11.599	23.092	27.444	21.063	84.625	76.172
13	15:36:40.173	1:13.120	24.717	27.400	21.003	83.260	76.259

(28) Robert DRYBURGH

1	15:20:52.434		28.341	27.504	25.180	87.266	34.843
2	15:22:52.769	2:00.335	48.454	41.607	30.274	35.450	48.106
3	15:24:44.478	1:51.709	38.865	44.073	28.771	43.775	47.628
4	15:26:20.079	1:35.601	36.918	38.124	20.559	85.487	78.580
5	15:27:27.643	1:07.564	21.877	25.283	20.404	88.532	76.432
6	15:28:35.331	1:07.688	21.609	25.089	20.990	88.884	77.851
7	15:29:44.754	1:09.423	22.469	25.800	21.154	89.002	77.402
8	15:30:53.812	1:09.058	22.970	25.507	20.581	88.884	78.488
9	15:32:04.200	1:10.388	22.149	26.740	21.499	85.487	77.671
10	15:33:16.267	1:12.067	23.343	27.326	21.398	86.814	77.941
11	15:34:28.982	1:12.715	23.606	27.636	21.473	85.925	77.402
12	15:35:41.534	1:12.552	23.805	27.605	21.142	86.479	77.761
13	15:36:55.932						

SMRC David Leslie Trophy Meeting

Scottish BMW Compact Cup

Knockhill 1.267 miles

Race 6 - 1st Race

13/09/2015 12:35

Race (13 Laps) started at 15:19:27

Lap	Time of Day	Lap Tm	S1	S2	S3	S3Spd	SFSpd
10	15:33:16.628	1:11.899	23.175	27.437	21.287	86.702	78.488
11	15:34:29.845	1:13.217	23.756	27.740	21.721	85.379	77.402
12	15:35:42.537	1:12.692	23.350	27.994	21.348	85.270	76.519
13	15:36:56.144	1:13.607	23.911	28.338	21.358	87.153	77.581

(7) Steven KING

1	15:21:03.778			31.124	32.220	46.797	46.027
2	15:23:06.442	2:02.664	56.974	36.165	29.525	53.049	52.924
3	15:24:52.038	1:45.596	39.122	39.438	27.036	44.354	56.063
4	15:26:31.079	1:39.041	36.817	40.130	22.094	80.755	77.491
5	15:27:37.176	1:06.097	21.580	24.903	19.614	88.299	77.402
6	15:28:44.533	1:07.357	21.697	25.168	20.492	87.040	77.313
7	15:29:50.770	1:06.237	21.210	25.300	19.727	85.815	77.941
8	15:30:56.858	1:06.088	21.360	24.867	19.861	87.722	77.671
9	15:32:06.390	1:09.532	22.192	26.714	20.626	84.095	77.224
10	15:33:17.289	1:10.899	22.569	26.939	21.391	84.839	76.870
11	15:34:30.105	1:12.816	23.474	27.919	21.423	84.946	76.259
12	15:35:42.528	1:12.423	23.647	27.719	21.057	85.379	77.224
13	15:36:56.520	1:13.992	23.658	28.601	21.733	83.989	77.491

(77) Ashleigh MORRIS

1	15:21:13.126			52.829	22.301	80.658	59.704
2	15:23:10.244	1:57.118	55.767	32.227	29.124	53.472	51.110
3	15:24:57.653	1:47.409	41.045	40.443	25.921	41.221	66.116
4	15:26:36.417	1:38.764	34.951	41.730	22.083	77.402	75.742
5	15:27:43.662	1:07.245	22.013	25.434	19.798	86.257	77.224
6	15:28:49.500	1:05.838	21.392	24.740	19.706	89.836	77.313
7	15:29:54.846	1:05.346	21.234	24.459	19.653	89.596	77.402
8	15:31:01.544	1:06.698	21.338	25.290	20.070	88.884	76.870
9	15:32:33.371	1:31.827	24.012	46.690	21.125	85.054	75.148
10	15:33:44.280	1:10.909	23.268	26.865	20.776	85.596	76.086
11	15:34:58.102	1:13.822	23.376	28.343	22.103	83.467	76.870
12	15:36:13.793	1:15.691	25.599	27.935	22.157	84.732	70.343

(66) Ross JOHNSTONE

1	15:21:02.934		28.040	29.693	31.026		44.501
2	15:23:06.038	2:03.104	56.356	37.162	29.586		54.382
3	15:24:51.538	1:45.500	39.040	39.081	27.379		54.382
4	15:26:30.817	1:39.279	36.426				75.317
5	15:27:41.014	1:10.197	22.928	26.438	20.831		75.914
6	15:28:52.490	1:11.476				76.259	75.914
7	15:30:02.498	1:10.008					75.487
8	15:31:12.624	1:10.126	22.530	26.532	21.064		75.317
9	15:32:26.862	1:14.238	23.750	28.820	21.668		74.070
10	15:33:41.704	1:14.842	24.252	28.990	21.600		72.470
11	15:35:01.303	1:19.599			23.878		73.826
12	15:36:19.032	1:17.729			22.458		74.399

(35) Martin BUCHAN

1	15:20:58.696		27.695	29.739	28.479	54.250	50.268
2	15:22:58.760	2:00.064	54.127	35.518	30.419	36.472	60.786
3	15:24:48.945	1:50.185	41.595	40.496	28.094	44.383	51.861
4	15:26:25.415	1:36.470	36.300	38.540	21.630	79.985	77.761
5	15:27:31.142	1:05.727	21.316	24.557	19.854	88.416	77.941
6	15:28:36.731	1:05.589	21.230	24.472	19.887	89.120	77.671
7	15:29:44.831	1:08.100	21.965	25.672	20.463	89.477	77.313
8	15:30:54.841	1:10.010	23.856	25.598	20.556	86.035	75.914
9	15:32:15.994	1:21.153	22.813	31.718	26.622	69.977	27.158
10	15:34:03.070	1:47.076	57.533	28.577	20.966	83.989	76.694
11	15:35:15.210	1:12.140	22.740	27.207	22.193	84.518	75.402
12	15:36:27.290	1:12.080	24.102	27.074	20.904	83.989	76.172

(6) Phil DRYBURGH

1	15:21:05.803			30.444	31.547	60.078	43.804
2	15:23:07.942	2:02.139	58.382	34.187	29.570	51.032	54.692
3	15:24:54.455	1:46.513	39.895	40.800	25.818	43.351	58.405
4	15:26:34.150	1:39.695	36.459	41.385	21.851	79.230	78.397
5	15:27:40.436	1:06.286	21.952	24.529	19.805	89.596	78.123
6	15:28:49.360	1:08.924	21.335	24.764	22.825	88.884	32.513
7	15:30:46.077	1:56.717	1:11.990	24.812	19.915	89.120	78.214
8	15:31:55.252	1:09.175	21.986	26.427	20.762	86.702	77.851
9	15:33:05.012	1:09.760	22.426	26.381	20.953	83.571	77.402
10	15:34:17.238	1:12.226	22.488	28.558	21.180	81.441	77.491
11	15:35:31.894	1:14.656	22.612	31.290	20.754	84.732	78.032

Lap	Time of Day	Lap Tm	S1	S2	S3	S3Spd	SFSpd
12	15:36:42.573	1:10.679	22.807	26.932	20.940	85.270	78.214

(16) Ivor MAIRS

1	15:21:02.010		28.297	29.845	31.055	49.562	48.314
2	15:23:05.275	2:03.265	55.760	37.586	29.919	49.599	53.176
3	15:24:50.962	1:45.687	38.726	38.815	28.146	44.150	55.507
4	15:26:27.409	1:36.447	35.763	40.147	20.537	82.039	75.572
5	15:27:34.757	1:07.348	22.027	25.072	20.249	88.183	76.000
6	15:28:45.569	1:10.812	24.169	25.390	21.253	87.494	75.572
7	15:29:53.996	1:08.427	22.093	25.886	20.448	86.257	75.657
8	15:31:01.604	1:07.608	21.839	25.278	20.491	86.814	75.233
9	15:32:27.235	1:25.631	23.863	35.138	26.630	79.700	34.753
10	15:34:06.516	1:39.281	44.514	31.455	23.312	79.985	73.907
11	15:35:26.895	1:20.379	26.811	29.446	24.122	77.761	66.116
12	15:36:50.409	1:23.514	25.851	32.499	25.164	73.907	56.535

(17) Duncan GRANT

1	15:21:04.802		28.963	29.348	32.145	56.251	46.765
2	15:23:07.400	2:02.598	57.600	35.147	29.851	52.102	54.961
3	15:24:53.859	1:46.459	39.718	40.018	26.723	43.576	54.338
4	15:26:33.751	1:39.892	36.293	41.273	22.326	80.081	75.148
5	15:27:45.732	1:11.981	23.271	27.800	20.910	81.540	74.647
6	15:28:56.931	1:11.199	23.730	26.415	21.054	85.162	75.233
7	15:30:08.660	1:11.729	23.088	27.349	21.292	84.732	74.897
8	15:31:21.046	1:12.386	23.202	27.273	21.911	84.095	74.070
9	15:32:35.923	1:14.877	23.643	29.534	21.700	82.951	73.502
10	15:34:21.638	1:45.715	24.214	58.052	23.449	78.488	73.182
11	15:35:39.519	1:17.881	24.730	30.184	22.967	82.039	73.583
12	15:36:57.136	1:17.617	25.420	29.114	23.083	83.157	74.647

(67) Wendy NEWTON

1	15:21:06.962		29.858	32.135	30.457	68.547	44.709
2	15:23:08.927	2:01.965	58.607	33.547	29.811	48.735	52.675
3	15:24:55.919	1:46.992	40.439	40.671	25.882	44.560	56.919
4	15:26:36.102	1:40.183	35.942	41.184	23.057	76.694	73.422
5	15:27:50.922	1:14.820	24.376	28.526	21.918	81.839	72.706
6	15:29:06.450	1:15.528	24.917	28.587	22.024	81.639	72.549
7	15:30:21.613	1:15.163	24.701	28.718	21.744	81.739	72.864
8	15:31:39.701	1:18.088	24.241	29.252	24.595	80.272	72.470
9	15:32:59.249	1:19.548	25.449	29.545	24.554	79.985	71.927
10	15:34:19.492	1:20.243	25.924	31.530	22.789	77.941	72.706
11	15:35:37.370	1:17.878	25.662	29.231	22.985	80.561	73.022
12	15:36:57.660	1:20.290	25.877	29.883	24.530	80.176	71.773

(91) Neil MacINNES

1	15:20:46.388			26.500	25.104	86.257	49.820
2	15:22:43.446	1:57.058	45.432	40.114	31.512	47.392	49.820
3	15:24:37.317	1:53.871	39.505	42.285	32.081	44.237	47.459
4	15:26:14.125	1:36.808	35				

SMRC David Leslie Trophy Meeting

Lapchart


Scottish BMW Compact Cup

Knockhill 1.267 miles

Race 6 - 1st Race

13/09/2015 12:35

Race (13 Laps) started at 15:19:27



Competitors	Laps												
	1	2	3	4	5	6	7	8	9	10	11	12	13
Gary CLARK (85)	1	85	85	85	85	2	2	2	2	2	2	2	2
Steven DAILLY (2)	2	2	2	2	85	85	85	85	85	85	85	85	85
Andrew WINCHESTER (87)	3	87	87	87	87	97	97	97	97	97	97	97	97
Greig SUTHERLAND (97)	4	97	97	97	97	87	87	87	87	87	87	87	87
David McNAUGHTON (23)	5	23	23	23	23	23	23	23	23	23	23	23	23
Cliff HARPER (72)	6	72	72	72	72	72	72	72	72	72	72	72	72
Michael COURTS (75)	7	75	75	75	75	75	75	75	75	75	75	75	75
Calum KING (45)	8	45	45	45	45	45	91	91	45	45	45	45	45
Neil MacINNES (91)	9	91	91	91	91	91	45	45	84	84	14	14	14
Robert MARSHALL (84)	10	84	84	84	84	84	84	84	14	14	84	84	81
Steven GOLDIE (40)	11	40	40	40	40	40	40	81	81	81	81	81	8
Douglas SIMPSON (81)	12	81	81	81	81	81	81	14	8	8	8	8	84
Derek KINGHORN (8)	13	8	8	8	8	8	8	40	40	83	83	83	83
Lee ELRICK (14)	14	14	14	14	14	14	14	8	83	21	21	21	21
David NOBLE (83)	15	83	83	83	83	83	83	83	21	78	78	78	78
Zack RUNCIE (21)	16	21	21	21	21	21	21	21	78	76	76	76	76
Robert DRYBURGH (28)	17	28	28	28	28	68	78	78	76	18	18	18	18
James LESLIE (78)	18	78	78	78	78	68	78	76	76	18	40	40	40
Donald MacCOLL (68)	19	68	68	68	68	78	28	28	18	28	28	28	28
Graham KELLY (18)	20	18	18	18	18	18	35	28	5	5	5	7	5
Jonathan ATKINSON (76)	21	76	76	76	76	76	18	5	7	7	7	5	7
Martin BUCHAN (35)	22	35	35	35	35	35	5	35	35	66	77	77	
Colin GILLIESPIE (5)	23	5	5	5	5	5	7	7	91	77	66	66	
Ivor MAIRS (16)	24	16	16	16	16	16	7	16	77	66	35	35	
Ross JOHNSTONE (66)	25	66	66	66	66	7	16	77	16	16	16	6	
Steven KING (7)	26	7	7	7	7	6	6	66	66	77	6	6	16
Duncan GRANT (17)	27	17	17	17	17	66	77	17	17	17	67	67	17
Phil DRYBURGH (6)	28	6	6	6	6	77	66	67	67	67	17	17	67
Wendy NEWTON (67)	29	67	67	67	67	17	17	6	6	6	91	91	
Ashleigh MORRIS (77)	30	77	77	77	77	67	67						
-	31												

Clerk of the Course :

Orbits

Sig : Time :
 Chief Timekeeper : Ian Sharp (SMART Timing)
 Results available at www.mylaps.com and www.smart-timing.co.uk



SMRC David Leslie Trophy Meeting

Scottish BMW Compact Cup

Knockhill 1.267 miles

Race 15 - 2nd Race - AMENDED GRID

13/09/2015 17:00

Race (10 Laps) started at 18:28:06

POLE POSITION

2
85 Gary CLARK

4
87 Andrew WINCHESTER

6
72 Cliff HARPER

8
45 Calum KING

10
81 Douglas SIMPSON

12
84 Robert MARSHALL

14
21 Zack RUNCIE

16
76 Jonathan ATKINSON

18
40 Steven GOLDIE

20
5 Colin GILLIESPIE

1
2 Steven DAILLY

3
97 Greig SUTHERLAND

5
23 David McNAUGHTON

7
75 Michael COURTS

9
14 Lee ELRICK

11
8 Derek KINGHORN

13
83 David NOBLE

15
78 James LESLIE

17
18 Graham KELLY

19
28 Robert DRYBURGH

1
2
3
4
5
6
7
8
9
10

Clerk of the Course :

Orbits

Sig : Time :

Chief Timekeeper : Ian Sharp (SMART Timing)

Results available at www.mylaps.com and www.smart-timing.co.uk

Printed: 14/09/2015 17:27:19

SMRC David Leslie Trophy Meeting


Scottish BMW Compact Cup

Knockhill 1.267 miles

Race 15 - 2nd Race - AMENDED GRID

13/09/2015 17:00

Race (10 Laps) started at 18:28:06



22 77 Ashleigh MORRIS	21 7 Steven KING	11
24 35 Martin BUCHAN	23 66 Ross JOHNSTONE	12
26 17 Duncan GRANT	25 6 Phil DRYBURGH	13
28 91 Neil MacINNES	27 67 Wendy NEWTON	14
30 92 Carol BROWN	29 68 Donald MacCOLL	15

AMENDED GRID - Car No.6 Back of Grid - Car change

Clerk of the Course :

Orbits

Sig : Time :

Chief Timekeeper : Ian Sharp (SMART Timing)

Results available at www.mylaps.com and www.smart-timing.co.uk

Printed: 14/09/2015 17:27:19

SMRC David Leslie Trophy Meeting**Sorted on Laps**

Scottish Saloons & Sportscars Championship

Knockhill 1.267 miles

Race 7 - 1st Race

13/09/2015 12:55

Race (10 Laps) started at 15:50:26

Pos	No.	Name	Make/Model	CC	Class Code	Laps	Total Tm	Diff	Best Tm	In Lap	Best Speed
1	8	Finlay CROCKER	Seat Leon Eurocup	2000	A2	10	10:15.919		59.129	4	77.134
2	15	Garry WATSON	Westfield	2200	Guest	10	10:22.455	6.536	1:00.266	4	75.678
3	88	Ian DONALDSON	Mitsubishi Evo	2000	A1	10	10:52.571	36.652	1:02.159	4	73.374
4	35	Andrew MACKIE	Mitsubishi Evo	2000	B1	10	10:59.555	43.636	1:03.771	3	71.519
5	69	Thomson McINTYRE	Subaru Impreza	2000	B1	10	11:11.390	55.471	1:04.565	2	70.640
6	38	Barry FORBES	Seat Ibiza Cupra	1800	B1	9	10:20.137	1 Lap	1:05.267	6	69.880
7	44	Allister McMILLAN	Nissan Primera	2000	A1	9	10:39.158	1 Lap	1:06.791	4	68.285
8	30	Ben LYONS	BMW 323i	2500	Guest	9	10:39.694	1 Lap	1:07.570	5	67.498
9	80	Iain SINCLAIR	Westfield	1998	B2	9	10:43.328	1 Lap	1:08.868	4	66.226
10	55	Fiona KINDNESS	Subaru Impreza	2350	A1	9	11:09.196	1 Lap	1:10.601	5	64.600
11	68	John KENNEDY	Subaru	2000T	B1	9	11:11.535	1 Lap	1:11.997	3	63.348
12	92	Michael KELLY	Mazda MX5	1600	MX5	8	10:29.882	2 Laps	1:15.351	3	60.528
13	93	David SMAIL	Mazda MX5	1600	MX5	8	10:56.890	2 Laps	1:16.374	5	59.717
14	59	Gary WAIT	Ford Sierra Cosworth	2000	A2	8	12:13.134	2 Laps	1:09.376	3	65.741

Not classified

DNF	14	Charlie SHAW	Ford Focus	2000T	Guest	2	2:17.971	DNF	1:09.352	2	65.764
DNF	51	Roddie PATERSON	Caterham	2300	A3			DNF		0	-
DNF	4	Mark DAWSON	VW Corrado	1900	B1			DNF		0	-
DNF	89	William ROBSON	Ford Focus RS	2500	B1			DNF		0	-
DNS	56	Adam KINDNESS	Subaru Impreza STi	2000T	A1			DNS		0	-

Margin of Victory	Avg. Speed	Best Lap Tm	Best Speed	Best Lap by
6.536	74.049	59.129	77.134	8 - Finlay CROCKER

Clerk of the Course :

Orbits

Sig : Time :

Chief Timekeeper : Ian Sharp (SMART Timing)

Results available at www.mylaps.com and www.smart-timing.co.uk

Printed: 14/09/2015 17:52:11



SMRC David Leslie Trophy Meeting

Scottish Saloons & Sportscars Championship

Knockhill 1.267 miles

Race 7 - 1st Race

13/09/2015 12:55

Race (10 Laps) started at 15:50:26

Lap	Time of Day	Lap Tm	S1	S2	S3	S3Spd	SFSpd	Lap	Time of Day	Lap Tm	S1	S2	S3	S3Spd	SFSpd	
(8) Finlay CROCKER								(30) Ben LYONS								
1	15:51:32.687			23.305	17.578	107.030	96.976	1	15:51:49.701			29.080	20.775	94.518	81.441	
2	15:52:32.893	1:00.206	19.158	23.346	17.702	104.856	97.117	2	15:52:58.991	1:09.290	22.714	25.830	20.746	95.459	83.467	
3	15:53:32.530	59.637	19.253	22.613	17.771	106.015	96.976	3	15:54:06.997	1:08.006	21.892	26.085	20.029	95.868	85.162	
4	15:54:31.659	59.129	19.186	22.564	17.379	106.183	96.558	4	15:55:16.264	1:09.267	22.158	27.106	20.003	94.919	82.645	
5	15:55:40.407	1:08.748	19.248	22.858	26.642	106.183	94.785	5	15:56:23.834	1:07.570	21.812	25.948	19.810	96.281	84.518	
6	15:56:40.203	59.796	19.184	22.977	17.635	105.848	96.281	6	15:57:32.995	1:09.161	22.348	26.339	20.474	95.595	83.571	
7	15:57:39.892	59.689	19.097	23.053	17.539	107.201	96.558	7	15:58:43.305	1:10.310	22.427	27.507	20.376	94.252	83.054	
8	15:58:40.434	1:00.542	19.592	23.152	17.798	105.020	96.143	8	15:59:55.605	1:12.300	23.885	28.059	20.356	94.651	83.675	
9	15:59:40.716	1:00.282	19.319	23.085	17.878	105.681	96.976	9	16:01:05.753	1:10.148	22.449	27.279	20.420	94.919	85.270	
10	16:00:41.978	1:01.262	19.778	23.479	18.005	105.349	97.257	(80) Iain SINCLAIR								
(15) Garry WATSON								(80) Iain SINCLAIR								
1	15:51:30.893			24.255	17.503	110.739	107.717	1	15:51:43.545			27.683	20.543	90.932	87.380	
2	15:52:34.012	1:03.119	19.988	24.670	18.461	109.832	107.890	2	15:52:53.233			26.849	19.569	96.281	89.957	
3	15:53:35.117	1:01.105	20.037	23.647	17.421	110.374	108.238	3	15:54:02.459	1:09.226	22.925	26.775	19.526	97.824	89.836	
4	15:54:35.383	1:00.266	19.918	23.452	16.896	114.323	109.653	4	15:55:11.327	1:08.868	22.593	26.859	19.416	98.543	91.055	
5	15:55:35.801	1:00.418	19.639	23.784	16.995	115.903	109.118	5	15:56:20.287	1:08.960	22.653	26.475	19.832	99.419	87.380	
6	15:56:37.440	1:01.639	20.193	24.182	17.264	113.549	108.941	6	15:57:31.261	1:10.974	23.251	27.363	20.360	94.651	85.487	
7	15:57:40.014	1:02.574	20.417	23.930	18.227	114.714	103.084	7	15:58:43.186	1:11.925	23.521	27.365	21.039	94.651	88.299	
8	15:58:42.585	1:02.571	20.506	24.417	17.648	111.474	105.681	8	15:59:56.289	1:13.103	23.743	27.989	21.371	93.988	83.363	
9	15:59:46.483	1:03.898	21.805	24.577	17.516	111.105	107.544	9	16:01:09.387	1:13.098	24.162	28.516	20.420	94.651	90.077	
10	16:00:48.514	1:02.031	20.317	24.391	17.323	112.220	108.764	(55) Fiona KINDNESS								
(88) Ian DONALDSON								(55) Fiona KINDNESS								
1	15:51:34.101			24.999	18.637	109.653	108.413	1	15:51:50.147			29.376	21.438	91.802	83.989	
2	15:52:37.986	1:03.885	21.170	24.468	18.247	116.709	107.717	2	15:53:02.442	1:12.295	25.168	27.290	19.837	94.252	89.120	
3	15:53:40.666	1:02.680	20.745	23.963	17.972	116.304	108.764	3	15:54:13.461	1:11.019	23.961	26.814	20.244	95.459	87.722	
4	15:54:42.825	1:02.159	20.670	23.591	17.898	118.147	108.764	4	15:55:24.186	1:10.725	23.541	26.779	20.405	97.399	90.809	
5	15:55:46.070	1:03.245	21.723	23.829	17.693	118.985	110.193	5	15:56:34.787	1:10.601	23.448	26.946	20.207	95.323	90.686	
6	15:56:49.736	1:03.666	21.166	24.042	18.458	118.775	109.296	6	15:57:48.800	1:14.013	24.278	28.528	21.207	91.303	80.561	
7	15:57:58.540	1:08.804	25.047	25.626	18.131	113.357	108.941	7	15:59:04.749	1:15.949	25.588	28.485	21.876	90.932	77.941	
8	15:59:04.715	1:06.175	21.219	26.452	18.504	114.714	109.474	8	16:00:19.306	1:14.557	24.932	27.789	21.836	94.919	81.540	
9	16:00:11.737	1:07.022	21.601	25.700	19.721	113.357	105.681	9	16:01:35.255	1:15.949	25.358	28.344	22.247	90.809	81.540	
10	16:01:18.630	1:06.893	21.981	25.951	18.961	107.544	109.653	(68) John KENNEDY								
(35) Andrew MACKIE								(68) John KENNEDY								
1	15:51:36.073			24.943	18.580	105.515	99.272	1	15:51:51.269			29.378	21.389	87.608	86.035	
2	15:52:40.408	1:04.335			18.271	107.890	98.688	2	15:53:03.675	1:12.406	24.889	27.437	20.080	94.785	88.532	
3	15:53:44.179	1:03.771	21.130	24.383	18.258	108.413	98.979	3	15:54:15.672	1:11.997	24.177	27.876	19.944	93.205	88.183	
4	15:54:48.361	1:04.182			18.569	110.012	97.682	4	15:55:29.018	1:13.346	24.441	28.827	20.078	93.857	88.416	
5	15:55:52.943	1:04.582		24.645	18.627	104.043	96.005	5	15:56:42.046	1:13.028	24.385	27.956	20.687	95.459	89.239	
6	15:56:58.371	1:05.428	21.618	25.062	18.748	105.349	96.558	6	15:57:54.868	1:12.822	24.456	27.753	20.613	94.651	87.494	
7	15:58:05.261	1:06.890	22.460	25.373	19.057	103.882	96.976	7	15:59:08.378	1:13.510	24.573	28.347	20.590	92.818	85.379	
8	15:59:12.303	1:07.042	22.027	25.743	19.272	102.142	95.459	8	16:00:22.598	1:14.220	24.726	28.661	20.833	93.726	86.146	
9	16:00:19.165	1:06.862			18.979	104.529	96.836	9	16:01:37.594	1:14.996	25.331	28.637	21.028	92.690	82.442	
10	16:01:25.614	1:06.449			19.019	106.351	92.947	(92) Michael KELLY								
(69) Thomson McINTYRE								(92) Michael KELLY								
1	15:51:36.349			24.902	18.475	106.689	100.611	1	15:51:54.225			31.141	22.047	81.146	73.422	
2	15:52:40.914	1:04.565			18.260	110.922	99.714	2	15:53:09.791	1:15.566	24.432	29.159	21.975	82.240	73.422	
3	15:53:46.088	1:05.174			18.362	105.681	100.611	3	15:54:25.142	1:15.351	24.673	28.780	21.898	81.739	73.342	
4	15:54:51.180	1:05.092	22.002	25.009	18.081	103.882	101.066	4	15:55:43.674	1:14.532	24.954	31.076	22.502	80.755	73.182	
5	15:55:57.833	1:06.653			18.352	100.460		5	15:57:01.011	1:17.337	25.316	29.618	22.403	80.561	73.022	
6	15:57:04.483	1:06.650		25.663	18.752	101.218	97.682	6	15:58:19.040	1:18.029	25.946	29.535	22.548	81.146	72.470	
7	15:58:13.579	1:09.096	23.115	26.308	19.673	100.310	94.385	7	15:59:37.269	1:18.229	25.087	30.311	22.831	80.561	72.081	
8	15:59:22.757	1:09.178			19.289	101.066	96.143	8	16:00:55.941	1:18.672	26.608	29.905	22.159	81.146	71.089	
9	16:00:30.467	1:07.710			18.519	100.914	98.254	(93) David SMALL								
10	16:01:37.449	1:06.982			18.462	108.941	99.272	(93) David SMALL								
(38) Barry FORBES								(93) David SMALL								
1	15:51:46.855			29.500	19.609	98.688	86.479	1	15:51:57.499			36.393	29.949	22.333	78.488	71.164
2	15:52:56.501	1:09.646	23.165	26.613	19.868	100.460	86.368	2	15:53:16.340	1:18.841	25.899	30.474	22.468	78.488	69.977	
3	15:54:05.407	1:08.906	22.996	26.264	19.646	98.111	87.153	3	15:54:37.836	1:21.496	26.202	30.312	24.982	77.402	58.405	
4	15:55:11.828	1:06.421	22.457	25.171	18.793	100.914	90.932	4	15:56:01.424	1:23.588	28.639	31.777	23.172	76.607	71.467	
5	15:56:19.686	1:07.858	22.534	26.301	19.023	99.566	86.927	5	15:57:17.798	1:16.374	25.352	29.103	21.919	79.511	70.640	
6	15:57:24.953	1:05.267	21.625	25.017	18.625	100.460	86.146	6	15:58:36.998	1:19.200	25.355	31.077	22.768	76.694	63.912	
7	15:58:31.159	1:06.206	21.791	25.624	18.791	99.125	85.054	7	16:00:02.560	1:25.562	32.923	29.555	23.084	79.700	66.707	
8	15:59:38.387	1:07.228	22.432	25.												

SMRC David Leslie Trophy Meeting

Scottish Saloons & Sportscars Championship

Knockhill 1.267 miles

Race 7 - 1st Race

13/09/2015 12:55

Race (10 Laps) started at 15:50:26

Lap	Time of Day	Lap Tm	S1	S2	S3	S3Spd	SFSpd	Lap	Time of Day	Lap Tm	S1	S2	S3	S3Spd	SFSpd
1	15:51:46.352				20.209		95.323								
2	15:52:56.345	1:09.993			20.273		95.459								
3	15:54:05.721	1:09.376			20.545		96.558								
4	15:55:16.529	1:10.808			21.749	103.882	77.581								
5	15:56:28.729	1:12.200			22.004	87.608	79.511								
6	15:57:50.855	1:22.126			27.223		51.384								
7	15:59:30.811	1:39.956			30.128	57.016	48.558								
8	16:02:39.193	3:08.382			33.155	74.813	21.831								

(14) Charlie SHAW

1	15:51:34.678			24.901	18.766	102.142	122.908
2	15:52:44.030	1:09.352	21.237	25.005	23.110	108.238	31.344

Clerk of the Course :

Orbits

Sig : Time :

Chief Timekeeper : Ian Sharp (SMART Timing)

Results available at www.mylaps.com and www.smart-timing.co.uk

Printed: 14/09/2015 17:52:49

SMRC David Leslie Trophy Meeting

Lapchart

Scottish Saloons & Sportscars Championship

Knockhill 1.267 miles

Race 7 - 1st Race

13/09/2015 12:55

Race (10 Laps) started at 15:50:26

Competitors	Laps									
	1	2	3	4	5	6	7	8	9	10
Garry WATSON (15)	15	8	8	8	15	15	8	8	8	8
Finlay CROCKER (8)	8	15	15	15	8	8	15	15	15	15
Ian DONALDSON (88)	88	88	88	88	88	88	88	88	88	88
Charlie SHAW (14)	14	35	35	35	35	35	35	35	35	35
Andrew MACKIE (35)	35	69	69	69	69	69	69	69	69	69
Thomson McINTYRE (69)	69	14	80	80	38	38	38	38	38	
Iain SINCLAIR (80)	80	80	38	38	80	44	44	44	44	
Gary WAIT (59)	59	59	59	44	44	80	80	30	30	
Barry FORBES (38)	38	38	44	30	30	30	30	80	80	
Ben LYONS (30)	30	44	30	59	59	55	55	55	55	
Allister McMILLAN (44)	44	30	55	55	55	59	68	68	68	
Fiona KINDNESS (55)	55	55	68	68	68	68	59	92		
John KENNEDY (68)	68	68	92	92	92	92	92	93		
Michael KELLY (92)	92	92	93	93	93	93	93	59		
David SMAIL (93)	93	93								
-	16									
-	17									
-	18									
-	19									

Clerk of the Course :

Orbits

Sig : Time :

Chief Timekeeper : Ian Sharp (SMART Timing)

Results available at www.mylaps.com and www.smart-timing.co.uk

Printed: 14/09/2015 17:53:50



SMRC David Leslie Trophy Meeting

Scottish Saloons & Sportscars Championship

Race 16 - 2nd Race

Race (10 Laps) started at 18:48:15

Knockhill 1.267 miles

13/09/2015 17:20

POLE POSITION

2
15 Garry WATSON

4
35 Andrew MACKIE

6
38 Barry FORBES

8
30 Ben LYONS

10
55 Fiona KINDNESS

12
92 Michael KELLY

14
59 Gary WAIT

16
51 Roddie PATERSON

18
89 William ROBSON

1
8 Finlay CROCKER

3
88 Ian DONALDSON

5
69 Thomson McINTYRE

7
44 Allister McMILLAN

9
80 Iain SINCLAIR

11
68 John KENNEDY

13
93 David SMAIL

15
14 Charlie SHAW

17
4 Mark DAWSON

19
56 Adam KINDNESS

1

2

3

4

5

6

7

8

9

10

Clerk of the Course :

Sig : Time :

Chief Timekeeper : Ian Sharp (SMART Timing)

Results available at www.mylaps.com and www.smart-timing.co.uk

Printed: 14/09/2015 17:54:50

Orbits



SMRC David Leslie Trophy Meeting

Sorted on Laps

Scottish Legends Championship

Knockhill 1.267 miles

Race 8 - Heat 2

13/09/2015 14:15

Race (7 Laps) started at 16:13:05

Pos	No.	Name	Make/Model	CC	Class Code	Laps	Total Tm	Diff	Best Tm	In Lap	Best Speed
1	1	John PATERSON	Ford Coupe	1250	L	7	8:11.517		1:08.057	6	67.015
2	6	David HUNTER	Ford Coupe	1250	L	7	8:16.540	5.023	1:09.055	6	66.046
3	31	Ben MASON	Chevy Sedan	1250	LT	7	8:19.237	7.720	1:09.418	6	65.701
4	2	Steven McGILL	Ford Coupe	1250	L	7	8:24.354	12.837	1:10.851	6	64.372
5	7	Alan FREELAND	Ford Coupe	1250	LT	7	8:27.065	15.548	1:10.020	5	65.136
6	82	Warren ALLAN	Ford Coupe	1250	L	7	8:31.757	20.240	1:11.516	5	63.774
7	37	Ivor GREENWOOD	Ford Coupe	1250	L	7	8:34.318	22.801	1:11.382	5	63.893
8	3	Ian McLEISH	Ford Coupe	1250	L R	7	8:38.082	26.565	1:12.516	4	62.894
9	17	Billy WAIT	Ford Coupe	1250	L	7	8:40.263	28.746	1:11.357	6	63.916
10	26	Scott HYNDS	Ford Coupe	1250	LT	7	8:40.459	28.942	1:10.949	5	64.283
11	58	Mark CUMMING	Ford Coupe	1250	L R	7	8:44.132	32.615	1:12.189	5	63.179
12	5	Andrew DUNN	Ford Coupe	1250	LT R	7	8:52.214	40.697	1:13.952	7	61.673
13	16	John BUSHBY	Chevy Sedan	1250	L	7	8:57.369	45.852	1:14.665	3	61.084
14	18	Gary LYNCH	Ford Coupe	1250	L	7	8:57.586	46.069	1:14.308	6	61.378

Not classified

DNF 52 Stewart BLACK Ford Coupe 1250 L 5 6:17.768 DNF 1:11.242 2 64.019

Margin of Victory	Avg. Speed	Best Lap Tm	Best Speed	Best Lap by
5.023	64.954	1:08.057	67.015	1 - John PATERSON

Clerk of the Course :

Orbits

Sig : Time :

Chief Timekeeper : Ian Sharp (SMART Timing)

Results available at www.mylaps.com and www.smart-timing.co.uk

Printed: 14/09/2015 17:47:28



SMRC David Leslie Trophy Meeting

Scottish Legends Championship

Knockhill 1.267 miles

Race 8 - Heat 2

13/09/2015 14:15

Race (7 Laps) started at 16:13:05

Lap	Time of Day	Lap Tm	S1	S2	S3	S3Spd	SFSpd	Lap	Time of Day	Lap Tm	S1	S2	S3	S3Spd	SFSpd
(1) John PATERSON								1	16:14:23.250	1:16.261	27.820	27.982	20.459	92.181	83.885
1	16:15:33.668	1:10.418	23.251	27.310	19.857	93.857	84.095	2	16:15:37.920	1:14.753	23.887	28.837	22.029	84.518	88.068
2	16:16:42.787	1:09.119	22.529	26.574	20.016	92.308	83.675	3	16:16:52.977	1:15.057	24.409	28.721	21.927	84.732	77.135
3	16:17:51.784	1:08.997	22.582	26.676	19.739	92.054	83.780	4	16:18:08.293	1:15.316	24.801	28.731	21.784	84.412	75.317
4	16:19:03.354	1:08.570	22.270	26.445	19.855	91.802	84.732	5	16:19:22.355	1:14.062	24.602	28.390	21.070	90.442	86.146
5	16:20:08.411	1:08.057	22.041	26.323	19.693	92.818	84.518	6	16:20:33.712	1:11.357	23.076	27.600	20.681	92.818	86.368
6	16:21:17.420	1:09.009	22.678	26.292	20.039	92.818	82.849	7	16:21:46.166	1:12.454	23.542	28.103	20.809	91.928	83.885
(6) David HUNTER								1	16:14:23.692	1:15.019	27.425	27.199	20.395	96.005	87.494
1	16:15:34.551	1:10.859	23.048	27.276	20.535	96.836	86.590	2	16:15:34.446	1:12.036	23.608	27.595	20.833	92.690	85.162
2	16:16:44.813	1:10.262	22.907	27.206	20.149	94.651	86.479	3	16:16:59.493	1:25.047	23.642	39.662	21.743	81.441	85.054
3	16:17:54.432	1:09.619	22.507	27.021	20.091	94.385	85.706	4	16:18:11.502	1:12.009	23.984	27.312	20.713	92.690	84.839
4	16:19:03.737	1:09.305	22.437	26.849	20.019	94.120	86.146	5	16:19:22.451	1:10.949	23.443	26.739	20.767	92.562	85.054
5	16:20:12.792	1:09.055	22.409	26.535	20.111	93.988	85.815	6	16:20:33.884	1:11.433	23.353	27.480	20.600	93.595	87.837
6	16:21:22.443	1:09.651	22.742	26.770	20.139	93.988	85.054	7	16:21:46.362	1:12.478	23.546	28.410	20.522	91.427	85.270
(31) Ben MASON								1	16:14:22.740	1:16.235	27.854	27.178	21.203	93.857	87.153
1	16:15:34.452	1:11.712	23.472	27.455	20.785	92.435	83.675	2	16:15:39.606	1:13.222	23.991	28.208	21.023	91.055	84.946
2	16:16:46.348	1:11.896	23.282	27.879	20.735	93.465	86.590	3	16:16:53.246	1:13.640	23.895	27.983	21.762	90.198	84.839
3	16:17:56.061	1:09.713	22.931	26.396	20.386	93.205	84.625	4	16:18:06.057	1:12.811	24.236	28.163	20.412	89.716	86.146
4	16:19:05.567	1:09.506	22.811	26.055	20.640	92.690	85.487	5	16:19:18.246	1:12.189	23.432	27.808	20.949	87.266	84.412
5	16:20:14.985	1:09.418	22.701	26.061	20.656	92.690	84.412	6	16:20:31.359	1:13.113	23.775	28.208	21.130	89.957	84.946
6	16:21:25.140	1:10.155	22.758	26.654	20.743	92.435	81.839	7	16:21:50.035	1:18.676	23.514	33.780	21.382	88.884	77.761
(2) Steven McGill								1	16:14:22.231	1:16.011	27.473	27.719	20.819	93.205	85.487
1	16:15:33.765	1:11.534	23.646	27.260	20.628	93.205	87.040	2	16:15:46.087	1:15.118	24.716	28.743	21.659	90.442	81.639
2	16:16:46.102	1:12.337	23.742	27.966	20.629	94.518	86.146	3	16:17:00.739	1:14.652	24.619	28.379	21.654	85.270	82.645
3	16:17:57.440	1:11.338	23.505	27.159	20.674	94.651	85.925	4	16:18:15.132	1:14.393	24.419	28.522	21.452	91.055	82.442
4	16:19:08.405	1:10.965	23.320	27.112	20.533	94.120	85.487	5	16:19:31.486	1:14.418	25.190	28.556	20.672	91.179	82.951
5	16:20:19.256	1:10.851	23.208	27.236	20.407	93.076	85.270	6	16:20:44.165	1:14.615	24.409	29.195	21.011	90.320	81.938
6	16:21:30.257	1:11.001	23.165	27.234	20.602	93.595	81.343	7	16:21:58.117	1:13.952	24.173	28.722	21.057	89.596	81.244
(7) Alan FREELAND								1	16:14:26.474	1:18.354	28.721	28.747	20.886	91.677	87.380
1	16:15:38.322	1:11.848	23.337	27.733	20.778	93.988	87.722	2	16:15:44.762	1:15.774	25.402	28.532	21.840	90.442	82.849
2	16:16:49.298	1:10.976	23.019	27.433	20.524	93.726	85.925	3	16:16:59.427	1:14.665	24.478	28.899	21.288	87.837	83.363
3	16:18:00.730	1:11.432	23.296	27.431	20.705	92.818	86.702	4	16:18:15.635	1:16.208	25.085	28.708	22.415	88.649	81.639
4	16:19:10.750	1:10.020	22.507	27.201	20.312	92.435	85.596	5	16:19:31.486	1:15.851	24.842	29.165	21.844	90.077	83.989
5	16:20:21.507	1:10.757	23.099	27.366	20.292	92.054	85.270	6	16:20:46.280	1:14.794	24.363	28.682	21.749	88.767	83.157
6	16:21:32.968	1:11.461	23.085	27.643	20.733	92.435	83.157	7	16:22:03.272	1:16.992	24.923	29.650	22.419	87.837	81.639
(82) Warren ALLAN								1	16:14:24.805	1:17.212	28.076	28.117	21.019	95.459	84.732
1	16:15:36.532	1:11.727	23.750	27.233	20.744	94.785	84.306	2	16:15:49.629	1:16.338	25.745	28.880	21.713	85.379	80.658
2	16:16:48.356	1:11.824	23.594	27.226	21.004	92.690	84.518	3	16:17:05.095	1:15.466	24.893	29.145	21.428	87.153	81.938
3	16:18:00.811	1:12.455	23.719	27.819	20.917	92.690	86.927	4	16:18:20.025	1:14.930	24.162	29.118	21.650	88.767	81.639
4	16:19:12.327	1:11.516	23.264	27.443	20.809	92.947	84.412	5	16:19:34.659	1:14.634	24.378	28.876	21.380	89.477	81.938
5	16:20:24.706	1:12.379	23.927	27.389	21.063	91.303	82.849	6	16:20:48.967	1:14.308	24.203	28.678	21.427	89.120	81.938
6	16:21:37.660	1:12.954	23.782	28.102	21.070	91.427	77.313	7	16:22:03.489	1:14.522	24.324	28.978	21.220	88.649	83.054
(37) Ivor GREENWOOD								1	16:14:28.661	1:18.952	28.032	29.360	21.560	91.179	86.035
1	16:15:41.057	1:12.396	23.381	28.325	20.690	93.205	85.925	2	16:15:43.291	1:23.041	30.707	29.941	22.393	77.491	80.853
2	16:16:53.647	1:12.590	23.657	27.697	21.236	94.252	86.814	3	16:15:49.629	1:16.338	25.745	28.880	21.713	85.379	80.658
3	16:18:05.250	1:11.603	23.549	27.389	20.665	92.435	85.815	4	16:17:05.095	1:15.466	24.893	29.145	21.428	87.153	81.938
4	16:19:16.632	1:11.382	22.998	27.586	20.798	91.427	86.590	5	16:18:20.025	1:14.930	24.162	29.118	21.650	88.767	81.639
5	16:20:28.474	1:11.842	23.397	27.717	20.728	90.320	84.839	6	16:19:34.659	1:14.634	24.378	28.876	21.380	89.477	81.938
6	16:21:40.221	1:11.747	23.680	27.421	20.646	91.179	85.596	7	16:20:48.967	1:14.308	24.203	28.678	21.427	89.120	81.938
(3) Ian McLEISH								1	16:14:25.031	1:18.214	28.549	28.348	21.317	89.836	84.518
1	16:15:38.066	1:13.035	24.217	27.800	21.018	91.802	86.035	2	16:14:29.072	1:20.081	28.953	29.312	21.816	86.368	86.368
2	16:16:51.572	1:13.506	23.925	28.441	21.140	88.299	85.815	3	16:15:40.314	1:11.242	23.293	27.684	20.265	92.690	85.706
3	16:18:04.088	1:12.516	23.356	28.702	20.458	88.416	84.732	4	16:16:53.944	1:13.630	23.773	27.884	21.973	88.416	86.257
4	16:19:16.877	1:12.789	23.532	28.054	21.203	90.320	85.815	5	16:18:06.199	1:12.255	24.034	27.899	20.322	93.595	87.722
5	16:20:30.648	1:13.771	23.577	29.050	21.144	89.002	84.518	6	16:19:23.671	1:17.472	23.532	27.375	26.565	92.054	23.029
6	16:21:43.985	1:13.337	23.643	28.085	21.609	89.358	78.765	7							
(17) Billy WAIT								1	16:14:23.167	1:16.551	27.690	27.854	21.007	94.518	88.068
1	16:15:37.920	1:14.753	23.887	28.837	22.029	84.518	77.135	2	16:15:34.446	1:12.036	23.608	27.595	20.833	92.690	85.162
2	16:16:52.977	1:15.057	24.409	28.721	21.927	84.732	77.135	3	16:16:59.493	1:25.047	23.642	39.662	21.743	81.441	85.054
3	16:18:08.293	1:15.316	24.801	28.731	21.784	84.412	75.317	4	16:18:11.502	1:12.009	23.984	27.312	20.713	92.690	84.839
4	16:19:22.355	1:14.062	24.602	28.390	21.070	90.442	86.146	5	16:19:22.451	1:10.949	23.443	26.739	20.767	92.562	85.054
5	16:20:33.712	1:11.357	23.076	27.600	20.681	92.818	86.368	6	16:20:33.884	1:11.433	23.353	27.480	20.600		


Scottish Legends Championship

Knockhill 1.267 miles

Race 8 - Heat 2

13/09/2015 14:15

Race (7 Laps) started at 16:13:05



Competitors	Laps								
	0	1	2	3	4	5	6	7	
Scott HYNDS (26)	1	26	2	1	1	1	1	1	1
Steven McGILL (2)	2	2	26	2	6	6	6	6	6
Ben MASON (31)	3	31	31	26	2	31	31	31	31
Billy WAIT (17)	4	17	17	31	31	2	2	2	2
Ian McLEISH (3)	5	3	1	6	82	7	7	7	7
John PATERSON (1)	6	1	6	82	7	82	82	82	82
Warren ALLAN (82)	7	82	82	17	3	3	37	37	37
Mark CUMMING (58)	8	58	3	3	17	37	3	3	3
Alan FREELAND (7)	9	7	58	7	58	58	58	58	17
John BUSHBY (16)	10	16	7	58	37	52	17	17	26
David HUNTER (6)	11	6	37	52	52	17	26	26	58
Stewart BLACK (52)	12	52	16	37	16	26	52	5	5
Andrew DUNN (5)	13	5	52	16	26	5	5	16	16
Ivor GREENWOOD (37)	14	37	5	5	5	16	16	18	18
Gary LYNCH (18)	15	18	18	18	18	18	18		

SMRC David Leslie Trophy Meeting

Sorted on Laps

Celtic Speed Mini Cooper Cup

Knockhill 1.267 miles

Race 9 - 2nd Race

13/09/2015 14:40

Race (8 Laps) started at 16:30:04

Pos	No.	Name	Make/Model	CC	Class Code	Laps	Total Tm	Diff	Best Tm	In Lap	Best Speed
1	1	Kenneth THIRLWALL	Mini Cooper	1600	SM	6	6:53.377		1:07.628	6	67.440
2	70	Oliver MORTIMER	Mini Cooper	1600	SM	6	6:53.804	0.427	1:07.485	6	67.583
3	3	Joe TANNER	Mini Cooper	1600	SM	6	6:54.514	1.137	1:07.448	6	67.620
4	20	Kyle REID	Mini Cooper	1600	SM	6	6:56.125	2.748	1:08.104	6	66.969
5	27	Lewis CARTER	Mini Cooper	1600	SM	6	7:02.065	8.688	1:08.992	6	66.107
6	87	Paul BELL	Mini Cooper	1600	SM	6	7:03.770	10.393	1:09.243	5	65.867
7	8	Hannah CHAPMAN	Mini Cooper	1600	SM L	6	7:03.988	10.611	1:08.903	4	66.192
8	11	Morgan MURRAY	Mini Cooper	1600	SMN	6	7:05.412	12.035	1:08.902	6	66.193
9	29	Chris REID	Mini Cooper	1600	SM	6	7:05.991	12.614	1:09.244	3	65.866
10	38	Scott FORBES	Mini Cooper	1600	SM	6	7:06.751	13.374	1:09.478	5	65.644
11	5	Des WHEATLEY	Mini Cooper	1600	SM	6	7:08.649	15.272	1:09.648	6	65.484
12	91	Robbie DALGLEISH	Mini Cooper	1600	SMN	6	7:11.717	18.340	1:09.274	6	65.838
13	47	Reis ROBERTSON	Mini Cooper	1600	SMN	6	7:13.105	19.728	1:09.828	4	65.315
14	98	Brandon WALSH	Mini Cooper	1600	SMN	6	7:13.776	20.399	1:09.951	4	65.200
15	30	Callum DRYBURGH	Mini Cooper	1600	SM	6	7:17.201	23.824	1:10.263	6	64.911
16	26	William BLAKE	Mini Cooper	1600	SMN	6	7:20.458	27.081	1:10.695	6	64.514
17	6	Daniel DREELAN	Mini Cooper	1600	SM	6	7:21.459	28.082	1:09.960	6	65.192
18	96	Taeler SHAND	Mini Cooper	1600	SMN L	6	7:24.331	30.954	1:10.820	6	64.400

Not classified

DNF	7	Jonny DREELAN	Mini Cooper	1600	SMN	3	3:41.090	DNF	1:11.052	2	64.190
DNF	9	Martin McGEOUGH	Mini Cooper	1600	SMN	3	3:45.696	DNF	1:11.375	3	63.900
DNS	74	Ian WALSH	Mini Cooper	1600	SMN			DNS		0	-

Margin of Victory	Avg. Speed	Best Lap Tm	Best Speed	Best Lap by
0.427	66.199	1:07.448	67.620	3 - Joe TANNER

Clerk of the Course :

Orbits

Sig : Time :

Chief Timekeeper : Ian Sharp (SMART Timing)

Results available at www.mylaps.com and www.smart-timing.co.uk

Printed: 14/09/2015 17:20:11



SMRC David Leslie Trophy Meeting

Celtic Speed Mini Cooper Cup

Knockhill 1.267 miles

Race 9 - 2nd Race

13/09/2015 14:40

Race (8 Laps) started at 16:30:04

Lap	Time of Day	Lap Tm	S1	S2	S3	S3Spd	SFSpd	Lap	Time of Day	Lap Tm	S1	S2	S3	S3Spd	SFSpd	
(1) Kenneth THIRLWALL																
1	16:31:16.389			26.044	20.796	82.543	73.502	1	16:31:21.437			27.427	20.915	83.363	73.907	
2	16:32:25.004	1:08.615	22.276	25.751	20.588	83.780	73.022	2	16:32:32.079	1:10.642	22.886	26.544	21.212	82.240	74.316	
3	16:33:33.760	1:08.756	22.475	25.770	20.511	83.467	73.422	3	16:33:41.977	1:09.898	23.170	26.189	20.539	83.467	74.399	
4	16:34:41.714	1:07.954	22.075	25.563	20.316	83.571	73.583	4	16:34:51.506	1:09.529	22.626	26.168	20.735	82.645	73.664	
5	16:35:49.803	1:08.089	22.080	25.643	20.366	83.885	73.502	5	16:36:00.984	1:09.478	22.718	26.210	20.550	82.951	75.233	
6	16:36:57.431	1:07.623	21.989	25.415	20.224	84.095	73.664	6	16:37:10.805	1:09.821	23.161	26.068	20.592	83.780	74.730	
(70) Oliver MORTIMER																
1	16:31:18.616				20.413		74.813	1	16:31:21.798			27.579	20.914	83.157	74.981	
2	16:32:26.882	1:08.266			20.160	84.200	75.233	2	16:32:32.274	1:10.476	23.197	26.112	21.167	85.706	74.897	
3	16:33:34.571	1:07.689			19.932		75.233	3	16:33:42.995	1:10.721	23.567	26.562	20.592	84.946	75.233	
4	16:34:42.673	1:08.102			20.372		74.647	4	16:34:53.287	1:10.292	23.092	26.643	20.557	84.412	75.233	
5	16:35:50.373	1:07.700			19.946		75.233	5	16:36:03.055	1:09.768	22.938	26.472	20.358	85.054	75.572	
6	16:36:57.858	1:07.485			20.019		75.487	6	16:37:12.703	1:09.648	23.115	26.236	20.297	84.946	75.572	
(3) Joe TANNER																
1	16:31:16.599			26.418	20.382	83.675	74.897	1	16:31:22.654			27.816	21.207	81.739	72.236	
2	16:32:25.363	1:08.764	22.521	25.844	20.399	84.518	75.402	2	16:32:32.631	1:09.977	22.706	26.524	20.747	83.780	73.664	
3	16:33:33.992	1:08.629	22.433	25.802	20.394	84.839	75.233	3	16:33:42.951	1:10.320	23.045	26.535	20.740	83.260	73.102	
4	16:34:42.811	1:08.819	22.178	25.603	21.038	85.054	74.730	4	16:34:53.669	1:10.718	23.282	26.941	20.495	84.306	74.152	
5	16:35:51.120	1:08.309	22.482	25.602	20.225	85.270	75.657	5	16:36:06.497	1:12.828	23.007	26.693	23.128	83.260	67.717	
6	16:36:58.568	1:07.448	21.935	25.292	20.221	85.487	74.813	6	16:37:15.771	1:09.274	22.590	26.240	20.444	83.571	73.664	
(20) Kyle REID																
1	16:31:17.415			26.754	20.446	83.571	74.647	1	16:31:23.991			27.966	21.313	81.639	73.745	
2	16:32:26.288	1:08.873	22.434	26.124	20.315	83.054	74.897	2	16:32:35.422	1:11.431	23.951	26.894	20.586	82.543	75.064	
3	16:33:35.496	1:09.208	22.912	26.198	20.098	84.200	75.064	3	16:33:45.946	1:10.524	22.819	27.146	20.559	82.849	74.234	
4	16:34:43.693	1:08.197	22.052	25.855	20.290	84.200	75.064	4	16:34:55.774	1:09.828	22.976	26.401	20.451	84.306	74.481	
5	16:35:52.075	1:08.382	22.492	25.721	20.169	84.095	74.981	5	16:36:07.134	1:11.360	24.198	26.701	20.461	83.571	73.664	
6	16:37:00.179	1:08.104	22.224	25.779	20.101	84.306	74.981	6	16:37:17.159	1:10.025	23.093	26.437	20.495	84.095	74.564	
(27) Lewis CARTER																
1	16:31:19.463			26.673	20.775	82.951	73.583	1	16:31:24.851			27.957	21.868	80.176	73.342	
2	16:32:29.131	1:09.668	22.752	26.314	20.602	84.095	74.399	2	16:32:36.989	1:12.138	23.995	27.361	20.782	82.849	73.664	
3	16:33:38.229	1:09.098	22.806	25.878	20.414	84.306	74.399	3	16:33:47.230	1:10.241	22.952	26.548	20.741	82.951	73.664	
4	16:34:47.618	1:09.389	22.636	26.119	20.634	83.467	73.583	4	16:34:57.181	1:09.951	22.879	26.509	20.563	82.951	73.422	
5	16:35:57.127	1:09.509	22.978	26.000	20.531	83.571	74.564	5	16:36:07.775	1:10.594	23.518	26.344	20.732	83.260	73.989	
6	16:37:06.119	1:08.992	22.787	25.681	20.524	83.054	74.234	6	16:37:17.830	1:10.055	23.297	26.425	20.333	83.467	74.234	
(87) Paul BELL																
1	16:31:18.737			26.485	20.889	82.341	71.315	1	16:31:25.606			28.333	21.803	80.658	72.706	
2	16:32:29.392	1:10.655	23.157	26.478	21.020	81.639	72.159	2	16:32:38.671	1:13.065	24.276	27.742	21.047	82.747	73.182	
3	16:33:39.282	1:09.890	23.056	26.212	20.622	82.747	73.342	3	16:33:49.595	1:10.924	23.219	27.135	20.570	82.645	73.583	
4	16:34:49.044	1:09.762	22.840	26.331	20.591	83.363	73.664	4	16:35:00.604	1:11.009	23.481	26.794	20.734	82.849	73.583	
5	16:35:58.287	1:09.243	22.559	25.774	20.910	83.780	73.826	5	16:36:10.992	1:10.388	23.358	26.522	20.508	83.260	73.342	
6	16:37:07.824	1:09.537	22.883	26.144	20.510	82.645	73.342	6	16:37:21.255	1:10.263	23.129	26.673	20.461	82.849	73.826	
(8) Hannah CHAPMAN																
1	16:31:20.780			27.396	20.599	83.780	75.742	1	16:31:24.337			28.213	21.732	79.795	74.234	
2	16:32:30.906	1:10.126	22.973	26.659	20.494	83.780	75.402	2	16:32:38.509	1:14.172	24.603	27.904	21.665	82.341	73.422	
3	16:33:40.633	1:09.727	22.968	26.424	20.335	85.054	75.487	3	16:33:50.299	1:11.790	23.944	26.941	20.905	82.747	74.234	
4	16:34:49.536	1:08.903	22.650	25.989	20.264	84.412	76.345	4	16:35:02.698	1:12.399	23.929	27.283	21.187	82.849	73.907	
5	16:35:58.529	1:08.993	22.928	25.923	20.142	85.706	76.607	5	16:36:13.817	1:11.119	23.389	26.865	20.865	82.645	73.745	
6	16:37:08.042	1:09.513	23.191	25.911	20.411	85.596	76.870	6	16:37:24.512	1:10.695	23.240	26.727	20.728	82.747	73.745	
(11) Morgan MURRAY																
1	16:31:19.800			26.619	20.779	83.467	74.152	1	16:31:24.079			27.806	21.092	82.039	73.102	
2	16:32:31.889	1:12.089	22.950	27.889	21.250	83.157	73.989	2	16:32:43.562	1:19.483	32.402	26.507	20.574	81.639	73.826	
3	16:33:41.566	1:09.677	22.933	26.237	20.507	83.989	73.989	3	16:33:53.981	1:10.419	23.159	26.742	20.518	82.747	73.826	
4	16:34:50.739	1:09.173	22.605	26.023	20.545	83.675	74.647	4	16:35:05.399	1:11.418	23.545	27.111	20.762	81.441	73.664	
5	16:36:00.564	1:09.825	22.759	26.449	20.617	84.412	74.152	5	16:36:15.553	1:10.154	23.199	26.346	20.609	82.442	73.342	
6	16:37:09.466	1:08.902	22.790	25.753	20.359	84.518	75.148	6	16:37:25.513	1:09.960	23.254	26.114	20.592	82.747	67.649	
(29) Chris REID																
1	16:31:20.302			26.924	20.605	82.747	74.152	1	16:31:27.637			29.808	28.821	22.181	78.123	70.491
2	16:32:30.232	1:09.930	22.714	26.658	20.558	83.363	74.481	2	16:32:41.592	1:13.955	24.192	28.598	21.165	78.950	71.850	
3	16:33:39.476	1:09.244	22.400	26.430	20.414	83.989	75.233	3	16:33:53.703	1:12.111	23.739	27.473	20.899	80.176	72.004	
4	16:34:49.369	1:09.893	22.669	27.014	20.210	84.200	75.064	4	16:35:06.179	1:12.476	23.396	28.033	21.047	79.417	71.696	
5	16:36:00.591	1:11.222	22.541	27.649	21.032	83.885	73.826	5	16:36:17.565	1:11.386	23.520	26.902	20.964	81.639	71.315	
6	16:37:10.045	1:09.454	23.263	25.964	20.227	84.732	74.730	6	16:37:28.385	1:10.820	23.160	26.895	20.765	81.639	71.467	
(38) Scott FORBES																
1	16:31:23.027							1	16:31:24.079			27.705	21.118	82.341	74.234	
2	16:32:34.079	1:11.052	23.231	26.981	20.840	83.571	74.070	2	16:32:34.079	1:11.052	23.231	26.981	20.840	83.571	74.070	

Clerk of the Course :

Orbits

Sig : Time :

Chief Timekeeper : Ian Sharp (SMART Timing)

Results available at www.mylaps.com and www.smart-timing.co.uk



SMRC David Leslie Trophy Meeting

Celtic Speed Mini Cooper Cup

Knockhill 1.267 miles

Race 9 - 2nd Race

13/09/2015 14:40

Race (8 Laps) started at 16:30:04

Lap	Time of Day	Lap Tm	S1	S2	S3	S3Spd	SFSpd	Lap	Time of Day	Lap Tm	S1	S2	S3	S3Spd	SFSpd
3	16:33:45.144	1:11.065	22.950	27.161	20.954	83.054	74.564								
(9) Martin McGEOUGH															
1	16:31:25.537		29.005	27.671	21.669	82.139	72.392								
2	16:32:38.375	1:12.838	23.838	28.096	20.904	81.839	73.262								
3	16:33:49.750	1:11.375	22.988	27.584	20.803	80.755	73.182								

Clerk of the Course :

Orbits

Sig : Time :

Chief Timekeeper : Ian Sharp (SMART Timing)

Results available at www.mylaps.com and www.smart-timing.co.uk

Printed: 14/09/2015 17:20:28



SMRC David Leslie Trophy Meeting

Lapchart

Celtic Speed Mini Cooper Cup

Knockhill 1.267 miles

Race 9 - 2nd Race

13/09/2015 14:40

Race (8 Laps) started at 16:30:04

Competitors	Laps					
	1	2	3	4	5	6
Kenneth THIRLWALL (1)	1	1	1	1	1	1
Joe TANNER (3)	2	3	3	70	70	70
Kyle REID (20)	3	20	20	70	3	3
Oliver MORTIMER (70)	4	70	70	20	20	20
Paul BELL (87)	5	87	27	27	27	27
Lewis CARTER (27)	6	27	87	87	87	87
Morgan MURRAY (11)	7	11	29	29	8	8
Chris REID (29)	8	29	8	8	11	11
Hannah CHAPMAN (8)	9	8	11	11	29	29
Scott FORBES (38)	10	38	38	38	38	38
Des WHEATLEY (5)	11	5	5	91	5	5
Robbie DALGLEISH (91)	12	91	91	5	91	91
Jonny DREELAN (7)	13	7	7	7	47	47
Reis ROBERTSON (47)	14	47	47	47	98	98
Daniel DREELAN (6)	15	6	98	98	30	30
William BLAKE (26)	16	26	9	30	26	26
Brandon WALSH (98)	17	98	26	9	6	6
Martin McGEOUGH (9)	18	9	30	26	96	96
Callum DRYBURGH (30)	19	30	96	96		
Taeler SHAND (96)	20	96	6	6		
-	21					

Clerk of the Course :

Orbits

Sig : Time :

Chief Timekeeper : Ian Sharp (SMART Timing)

Results available at www.mylaps.com and www.smart-timing.co.uk

Printed: 14/09/2015 17:20:47



SMRC David Leslie Trophy Meeting

Celtic Speed Mini Cooper Cup

Race 14 - 3rd Race

Race (8 Laps) started at 18:09:02

Knockhill 1.267 miles

13/09/2015 16:35

POLE POSITION

2
8 Hannah CHAPMAN

4
27 Lewis CARTER

6
3 Joe TANNER

8
1 Kenneth THIRLWALL

10
38 Scott FORBES

12
91 Robbie DALGLEISH

14
98 Brandon WALSH

16
26 William BLAKE

18
96 Taeler SHAND

20
9 Martin McGEOUGH

1
11 Morgan MURRAY

3
87 Paul BELL

5
20 Kyle REID

7
70 Oliver MORTIMER

9
29 Chris REID

11
5 Des WHEATLEY

13
47 Reis ROBERTSON

15
30 Callum DRYBURGH

17
6 Daniel DREELAN

19
7 Jonny DREELAN

1
2
3
4
5
6
7
8
9
10

Clerk of the Course :

Sig : Time :

Chief Timekeeper : Ian Sharp (SMART Timing)

Results available at www.mylaps.com and www.smart-timing.co.uk

Printed: 14/09/2015 17:21:15

Orbits



SMRC David Leslie Trophy Meeting

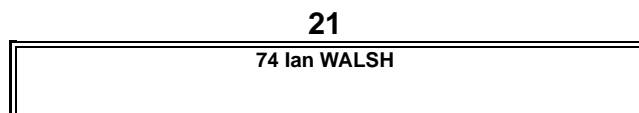

Celtic Speed Mini Cooper Cup

Knockhill 1.267 miles

Race 14 - 3rd Race

13/09/2015 16:35

Race (8 Laps) started at 18:09:02



11

Clerk of the Course :

Orbits

Sig : Time :

Chief Timekeeper : Ian Sharp (SMART Timing)

Results available at www.mylaps.com and www.smart-timing.co.uk

Printed: 14/09/2015 17:21:15

SMRC David Leslie Trophy Meeting**Sorted on Laps**

Scottish Classics Championship

Knockhill 1.267 miles

Race 10 - 2nd Race

13/09/2015 15:00

Race (10 Laps) started at 16:48:59

Pos	No.	Name	Make/Model	CC	Class Code	Laps	Total Tm	Diff	Best Tm	In Lap	Best Speed
1	88	Shonny PATERSON	Triumph TR8	3900	CE	10	11:15.372		1:06.316	8	68.774
2	4	Stan BERNARD	Porsche 911	2994	CD	10	11:18.314	2.942	1:06.536	5	68.547
3	47	Keiron BAILLIE	Lotus 7	1558	CG	10	11:22.300	6.928	1:06.931	6	68.142
4	39	Harry SIMPSON	Ginetta G4R	1851	CG	10	11:37.337	21.965	1:06.835	4	68.240
5	21	Jimmy CROW	Ford Escort	2000	CC	10	11:54.650	39.278	1:09.126	4	65.979
6	63	John KINMOND	Triumph TR8	3900	CE	10	11:57.230	41.858	1:09.416	4	65.703
7	50	Matthew GORDON	TVR 3000M	3000	CD	10	12:19.579	1:04.207	1:11.177	3	64.077
8	41	Grant ALLAN	Porsche 911	2994	CD	9	11:26.695	1 Lap	1:14.179	7	61.484
9	54	Howard GORDON	MG Midget	1380	CA	9	12:08.455	1 Lap	1:19.365	8	57.467

Not classified

DNS	35	Ian BLACKLIN	Ford Capri	3000	CD			DNS		0	-
DNS	74	Bruce WEIR	Datsun 260Z	2982	CD			DNS		0	-
DNS	27	Mario FERRARI	Ferrari 308GTB	2926	CD			DNS		0	-

Margin of Victory	Avg. Speed	Best Lap Tm	Best Speed	Best Lap by
2.942	67.531	1:06.316	68.774	88 - Shonny PATERSON

Clerk of the Course :

Orbits

Sig : Time :

Chief Timekeeper : Ian Sharp (SMART Timing)

Results available at www.mylaps.com and www.smart-timing.co.uk

Printed: 14/09/2015 17:34:35



SMRC David Leslie Trophy Meeting

Scottish Classics Championship

Knockhill 1.267 miles

Race 10 - 2nd Race

13/09/2015 15:00

Race (10 Laps) started at 16:48:59

Lap	Time of Day	Lap Tm	S1	S2	S3	S3Spd	SFSpd
(88) Shonny PATERSON							
1	16:50:10.757			26.208	19.419	100.011	96.419
2	16:51:18.938	1:08.181	22.502	26.869	18.810	101.678	96.143
3	16:52:26.223	1:07.285	21.915	26.410	18.960	100.460	96.697
4	16:53:33.413	1:07.190	22.018	26.320	18.852	102.768	96.558
5	16:54:40.959	1:07.546	21.834	26.453	19.259	102.768	95.459
6	16:55:48.069	1:07.110	21.985	26.524	18.601	101.066	97.117
7	16:56:54.455	1:06.386	21.743	25.869	18.774	103.084	96.419
8	16:58:00.771	1:06.316	21.584	26.027	18.705	101.678	97.117
9	16:59:07.366	1:06.595	21.909	25.915	18.771	101.678	94.385
10	17:00:14.749	1:07.383	22.659	25.961	18.763	102.142	94.919

Lap	Time of Day	Lap Tm	S1	S2	S3	S3Spd	SFSpd
(4) Stan BERNARD							
1	16:50:10.115			26.634	19.099	99.863	92.181
2	16:51:19.311	1:09.196	22.842	26.632	19.722	101.678	91.928
3	16:52:27.528	1:08.217	22.821	26.468	18.928	102.298	94.518
4	16:53:34.970	1:07.442	22.205	26.095	19.142	104.043	93.335
5	16:54:41.506	1:06.536	22.132	25.923	18.481	105.020	93.076
6	16:55:48.687	1:07.181	22.130	26.321	18.730	102.142	93.857
7	16:56:55.757	1:07.070	22.326	26.221	18.523	104.856	93.335
8	16:58:02.633	1:06.876	21.780	26.434	18.662	104.204	93.465
9	16:59:09.796	1:07.163	22.102	26.269	18.792	104.043	92.562
10	17:00:17.691	1:07.895	22.363	26.504	19.028	102.611	91.802

Lap	Time of Day	Lap Tm	S1	S2	S3	S3Spd	SFSpd
(47) Keiron BAILLIE							
1	16:50:12.035			26.538	19.413	96.836	88.532
2	16:51:20.134	1:08.099	22.357	26.712	19.030	97.682	89.957
3	16:52:28.453	1:08.319	22.767	26.343	19.209	97.540	89.358
4	16:53:36.075	1:07.622	22.307	26.171	19.144	98.979	89.957
5	16:54:43.644	1:07.569	22.354	26.198	19.017	100.011	90.077
6	16:55:50.575	1:06.931	21.963	26.151	18.817	98.979	91.677
7	16:56:58.400	1:07.825	22.016	26.374	19.435	99.714	88.884
8	16:58:06.041	1:07.641	22.061	26.492	19.088	97.824	87.494
9	16:59:13.683	1:07.642	22.201	26.231	19.210	99.863	87.952
10	17:00:21.677	1:07.994	21.967	27.112	18.915	99.714	88.532

Lap	Time of Day	Lap Tm	S1	S2	S3	S3Spd	SFSpd
(39) Harry SIMPSON							
1	16:50:13.517			27.697	19.511	83.780	93.595
2	16:51:20.883	1:07.366	22.285	26.133	18.948	101.524	93.335
3	16:52:29.690	1:08.807	22.377	26.694	19.736	95.868	93.726
4	16:53:36.525	1:06.835	21.734	25.796	19.305	100.161	94.120
5	16:54:43.562	1:20.037	22.314	37.524	20.199	70.714	93.465
6	16:55:50.155	1:07.593	22.469	26.316	18.808	99.272	93.988
7	16:57:07.882	1:07.727	22.042	26.731	18.954	98.979	93.076
8	16:58:15.037	1:08.155	22.454	26.212	19.489	99.863	92.947
9	16:59:22.973	1:07.936	22.158	26.138	19.640	100.914	91.677
10	17:00:30.714	1:08.741	22.487	26.372	19.882	99.566	87.266

Lap	Time of Day	Lap Tm	S1	S2	S3	S3Spd	SFSpd
(21) Jimmy CROW							
1	16:50:15.586			27.640	20.260	93.857	85.270
2	16:51:25.157	1:09.571	22.819	27.026	19.726	94.385	86.479
3	16:52:34.679	1:09.522	22.852	26.785	19.885	95.053	85.596
4	16:53:43.805	1:09.126	22.678	26.949	19.499	94.919	86.814
5	16:54:53.434	1:09.629	22.559	27.118	19.952	93.076	86.035
6	16:56:02.782	1:09.348	22.609	27.231	19.508	94.120	86.146
7	16:57:12.848	1:10.066	22.660	27.538	19.868	94.385	86.257
8	16:58:24.587	1:11.739	23.175	28.422	20.142	94.518	85.596
9	16:59:33.972	1:09.385	22.710	26.889	19.786	95.053	83.363
10	17:00:44.027	1:20.055	25.348	30.403	24.304	76.870	61.510

Lap	Time of Day	Lap Tm	S1	S2	S3	S3Spd	SFSpd
(63) John KINMOND							
1	16:50:15.930			28.477	20.460	91.552	90.564
2	16:51:27.109	1:11.179	23.109	27.659	20.411	98.543	88.532
3	16:52:36.814	1:09.705	22.352	27.359	19.994	99.714	89.716
4	16:53:46.230	1:09.416	21.814	27.189	20.413	96.281	86.702
5	16:54:56.024	1:09.794	22.191	27.686	19.917	92.562	88.532
6	16:56:06.444	1:10.420	22.495	27.921	20.004	95.323	89.477
7	16:57:16.529	1:10.085	22.266	27.958	19.861	95.323	88.068
8	16:58:27.503	1:10.974	22.474	27.887	20.613	93.857	88.299
9	16:59:45.561	1:18.058	22.047	27.650	28.361	96.697	87.952
10	17:00:56.607	1:11.046	22.788	28.003	20.255	90.932	88.884

Lap	Time of Day	Lap Tm	S1	S2	S3	S3Spd	SFSpd
(50) Matthew GORDON							
1	16:50:18.365			29.200	20.321	88.416	89.477
2	16:51:30.676	1:12.311	23.472	28.223	20.616	90.932	89.358
3	16:52:41.853	1:11.177	22.838	28.111	20.228	90.198	88.884
4	16:53:54.775	1:12.922	23.708	28.763	20.451	88.767	87.494
5	16:55:09.753	1:14.978	24.101	30.434	20.443	87.266	87.837
6	16:56:23.402	1:13.649	23.880	29.288	20.481	89.002	87.494
7	16:57:35.992	1:12.590	23.785	28.545	20.260	89.836	87.608
8	16:58:50.071	1:14.079	23.894	29.547	20.638	87.040	87.494
9	17:00:04.082	1:14.011	24.245	29.441	20.325	88.416	87.040
10	17:01:18.956	1:14.874	24.602	29.510	20.762	87.952	76.870

Lap	Time of Day	Lap Tm	S1	S2	S3	S3Spd	SFSpd
(41) Grant ALLAN							
1	16:50:20.928			29.054	21.282	86.146	82.951
2	16:51:37.360	1:16.432	25.226	29.351	21.855	86.368	82.543
3	16:52:52.773	1:15.413	25.188	29.171	21.054	90.320	83.571
4	16:54:08.092	1:15.319	24.930	29.200	21.189	88.532	83.157
5	16:55:23.046	1:14.954	24.130	28.994	21.830	89.002	81.839
6	16:56:37.665	1:14.619	24.295	28.892	21.432	89.002	82.442
7	16:57:51.844	1:14.179	24.504	28.704	20.971	90.198	82.645
8	16:59:06.275	1:14.431	24.116	29.173	21.142	89.716	81.048
9	17:00:26.072	1:19.797	26.652	30.942	22.203	81.048	80.853

Lap	Time of Day	Lap Tm	S1	S2	S3	S3Spd	SFSpd
(54) Howard GORDON							
1	16:50:26.574			30.995	23.564	81.540	75.742
2	16:51:47.409	1:20.835	27.085	30.679	23.071	83.571	74.152
3	16:53:08.946	1:21.537	26.718	31.273	23.546	81.639	74.316
4	16:54:29.127	1:20.181	26.572	30.615	22.994	81.441	73.182
5	16:55:48.751	1:19.624	26.572	30.688	22.364	81.739	76.172
6	16:57:08.720	1:19.969	26.530	30.604	22.835	82.139	76.086
7	16:58:28.698	1:19.978	26.735	30.639	22.604	81.739	76.607
8	16:59:48.063	1:19.365	25.812	30.901	22.652	80.950	75.657
9	17:01:07.832	1:19.769	25.511	31.104	23.154	80.853	73.342

Clerk of the Course :

Orbits

Sig : Time :

Chief Timekeeper : Ian Sharp (SMART Timing)

Results available at www.mylaps.com and www.smart-timing.co.uk

Printed: 14/09/2015 17:34:54



SMRC David Leslie Trophy Meeting

Lapchart


Scottish Classics Championship

Knockhill 1.267 miles

Race 10 - 2nd Race

13/09/2015 15:00

Race (10 Laps) started at 16:48:59



Competitors	Laps										
	1	2	3	4	5	6	7	8	9	10	
Stan BERNARD (4)	1	4	88	88	88	88	88	88	88	88	88
Shonny PATERSON (88)	2	88	4	4	4	4	4	4	4	4	4
Keiron BAILLIE (47)	3	47	47	47	47	47	47	47	47	47	47
Harry SIMPSON (39)	4	39	39	39	39	21	21	39	39	39	39
Jimmy CROW (21)	5	21	21	21	21	63	39	21	21	21	21
John KINMOND (63)	6	63	63	63	63	39	63	63	63	63	63
Matthew GORDON (50)	7	50	50	50	50	50	50	50	50	50	50
Grant ALLAN (41)	8	41	41	41	41	41	41	41	41	41	41
Howard GORDON (54)	9	54	54	54	54	54	54	54	54	54	54
-	10										
-	11										
-	12										

Clerk of the Course :

Orbits

Sig :

Time :

Chief Timekeeper : Ian Sharp (SMART Timing)

Results available at www.mylaps.com and www.smart-timing.co.uk

Printed: 14/09/2015 17:35:11



SMRC David Leslie Trophy Meeting

Sorted on Laps

Scottish FF1600 & BRSCC Avon Tyres FF1600

Knockhill 1.267 miles

Race 11 - 2nd Race - David Leslie Trophy Race

13/09/2015 15:25

Race (10 Laps) started at 17:07:50

Pos	No.	Name	Make/Model	CC	Class Code	Laps	Total Tm	Diff	Best Tm	In Lap	Best Speed
1	78	Adam MacKAY	Ray GR14	1600	FF16A	10	10:28.554		1:02.084	8	73.462
2	22	Patrick DUSSAULT	Ray GR14	1600	AFFA	10	10:30.994	2.440	1:02.058	10	73.493
3	5	Jonathan McMULLAN	Van Diemen LA10	1600	AFFA	10	10:36.284	7.730	1:01.708	9	73.910
4	25	Neil MacLENNAN	Ray GR09	1600	FF16A-N	10	10:39.271	10.717	1:02.597	9	72.860
5	21	Thomas CAPPEZZONE	Swift SC10	1600	AFFA	10	10:47.910	19.356	1:03.044	9	72.344
6	17	Tom McARTHUR	Van Diemen LA10	1600	AFFA	10	10:48.645	20.091	1:02.635	9	72.816
7	50	Jamie THORBURN	Ray GR15	1600	FF16A-N	10	10:50.432	21.878	1:03.411	10	71.925
8	6	Sebastian MELROSE	Ray GR14	1600	FF16A-N	10	10:52.709	24.155	1:03.231	9	72.130
9	28	Jamie JARDINE	Reynard FF84	1600	AFFD	10	10:53.202	24.648	1:03.331	9	72.016
10	26	Luke COOPER	Swift SC92	1600	AFFB	10	10:54.836	26.282	1:03.342	9	72.003
11	7	Matthew COWLEY	Reynard FF88	1600	AFFC	10	10:54.957	26.403	1:03.093	10	72.288
12	92	Matthew CHISHOLM	Van Diemen RF92	1600	FF16B	10	10:59.495	30.941	1:03.987	9	71.278
13	70	David THORBURN	Ray GR15	1600	FF16A	10	11:03.188	34.634	1:04.363	9	70.861
14	3	Neil BROOME	Swift SC93C	1600	FF16B	10	11:03.703	35.149	1:03.776	10	71.513
15	18	Ben TINKLER	Reynard FF89	1600	AFFD	10	11:14.386	45.832	1:05.313	10	69.831
16	33	Jordan GRONKOWSKI	Van Diemen JL012	1600	FF16A	10	11:16.622	48.068	1:02.904	10	72.505
17	79	Phil HOOKER	Ray GR14	1600	FF16A-N	10	11:19.972	51.418	1:04.582	8	70.621
18	99	Stephen BARLOW	Ray 98	1600	FF16A-N	10	11:22.108	53.554	1:05.334	6	69.808
19	77	Fraser GRAY	Ray GR14	1600	FF16A-N	10	11:22.985	54.431	1:04.959	9	70.211
20	15	David McARTHUR	Van Diemen LA10	1600	AFFA	10	11:24.811	56.257	1:03.275	9	72.080
21	41	Colin TURNER	Van Diemen RF93	1600	FF16B	10	11:25.119	56.565	1:06.099	10	69.000
22	8	Mario SARCHET	Reynard FF86	1600	AFFD	10	11:33.359	1:04.805	1:06.586	7	68.495
23	16	Ivor MAIRS	Mondiale	1600	FF16B	10	11:39.921	1:11.367	1:07.287	5	67.782
24	117	Andrew McGREGOR	Van Diemen RF86	1600	Guest	9	10:29.663	1 Lap	1:07.138	5	67.932
25	55	Sam McKENZIE	Ray GR08	1600	Guest	9	10:41.125	1 Lap	1:03.719	8	71.577

Not classified (80% = 8 Laps)

DNS	47	Phil NELSON	Hawke DL2B	1600	AFFE			DNS		0	-
-----	----	-------------	------------	------	------	--	--	-----	--	---	---

Margin of Victory	Avg. Speed	Best Lap Tm	Best Speed	Best Lap by
2.440	72.561	1:01.708	73.910	5 - Jonathan McMULLAN

Clerk of the Course :

Orbits

Sig : Time :

Chief Timekeeper : Ian Sharp (SMART Timing)

Results available at www.mylaps.com and www.smart-timing.co.uk

Printed: 14/09/2015 17:38:35



SMRC David Leslie Trophy Meeting

Scottish FF1600 & BRSCC Avon Tyres FF1600

Knockhill 1.267 miles

Race 11 - 2nd Race - David Leslie Trophy Race

13/09/2015 15:25

Race (10 Laps) started at 17:07:50

Lap	Time of Day	Lap Tm	S1	S2	S3	S3Spd	SFSpd
(78) Adam MacKAY							
1	17:08:56.258			24.153	18.330	98.543	89.836
2	17:09:59.207	1:02.949	20.570	24.218	18.161	97.967	90.320
3	17:11:02.154	1:02.947	20.494	24.332	18.121	98.979	90.564
4	17:12:05.159	1:03.005	20.485	23.960	18.560	99.272	91.552
5	17:13:07.558	1:02.399	20.439	23.839	18.121	101.218	91.427
6	17:14:10.209	1:02.651	20.623	23.943	18.085	100.611	90.686
7	17:15:12.494	1:02.285	20.569	23.700	18.016	100.310	91.055
8	17:16:14.578	1:02.084	20.409	23.698	17.977	100.914	91.303
9	17:17:16.729	1:02.151	20.271	23.884	17.996	100.914	91.303
10	17:18:19.024	1:02.295	20.330	23.736	18.229	101.832	90.686

Lap	Time of Day	Lap Tm	S1	S2	S3	S3Spd	SFSpd
(22) Patrick DUSSAULT							
1	17:08:59.004			25.792	18.165	95.459	91.552
2	17:10:02.192	1:03.188	20.954	24.240	17.994	100.310	89.836
3	17:11:05.596	1:03.404	20.815	24.737	17.852	100.011	89.716
4	17:12:08.385	1:02.789	20.830	23.974	17.985	100.914	89.477
5	17:13:10.809	1:02.424	20.485	24.115	17.824	101.524	89.716
6	17:14:12.888	1:02.079	20.301	24.143	17.635	101.371	90.077
7	17:15:15.183	1:02.295	20.442	24.230	17.623	101.371	90.198
8	17:16:17.314	1:02.131	20.488	24.115	17.528	100.161	90.198
9	17:17:19.406	1:02.092	20.394	23.879	17.819	101.371	90.198
10	17:18:21.464	1:02.058	20.450	23.916	17.692	100.762	90.809

Lap	Time of Day	Lap Tm	S1	S2	S3	S3Spd	SFSpd
(5) Jonathan McMULLAN							
1	17:08:58.819			25.092	18.369	95.459	89.716
2	17:10:02.601	1:03.782	21.441	24.209	18.132	100.914	91.055
3	17:11:06.097	1:03.496	20.655	24.635	18.206	100.762	90.564
4	17:12:08.822	1:02.725	20.778	23.862	18.085	99.863	91.303
5	17:13:11.220	1:02.398	20.333	24.208	17.857	101.371	90.686
6	17:14:13.841	1:02.621	20.527	24.090	18.004	100.460	90.564
7	17:15:15.756	1:01.915	20.198	23.730	17.987	102.454	91.179
8	17:16:18.274	1:02.518	20.203	24.326	17.989	100.011	90.932
9	17:17:19.982	1:01.708			18.040	103.721	90.686
10	17:18:26.754	1:06.772			22.850		87.153

Lap	Time of Day	Lap Tm	S1	S2	S3	S3Spd	SFSpd
(25) Neil MacLENNAN							
1	17:08:59.720			25.153	18.597	96.558	90.442
2	17:10:03.668	1:03.948	21.213	24.542	18.193	98.979	90.320
3	17:11:07.317	1:03.649	21.042	24.365	18.242	99.419	90.442
4	17:12:10.870	1:03.553	20.921	24.220	18.412	99.566	90.320
5	17:13:14.279	1:03.409	20.751	24.675	17.983	98.398	90.686
6	17:14:17.851	1:03.572	20.979	24.424	18.169	98.979	88.767
7	17:15:21.017	1:03.166	20.944	24.129	18.093	100.011	90.442
8	17:16:24.091	1:03.074	20.983	23.991	18.100	100.011	90.077
9	17:17:26.688	1:02.597	20.725	23.951	17.921	100.310	90.320
10	17:18:29.741	1:03.053	20.570	24.043	18.440	98.688	84.306

Lap	Time of Day	Lap Tm	S1	S2	S3	S3Spd	SFSpd
(21) Thomas CAPPEZZONE							
1	17:09:02.409			25.059	18.611	98.543	89.477
2	17:10:07.834	1:05.425	21.396	25.143	18.886	98.833	88.884
3	17:11:12.419	1:04.585	20.936	24.857	18.792	99.272	89.358
4	17:12:16.877	1:04.458	20.967	25.101	18.390	99.714	89.836
5	17:13:20.591	1:03.714	20.812	24.545	18.357	99.272	90.077
6	17:14:24.329	1:03.738	20.732	24.719	18.287	99.125	90.198
7	17:15:28.100	1:03.771	20.655	24.573	18.543	99.125	90.686
8	17:16:32.272	1:04.172	21.149	24.616	18.407	98.833	89.358
9	17:17:35.316	1:03.044	20.339	24.519	18.186	98.398	89.836
10	17:18:38.380	1:03.064	20.418	24.390	18.256	98.398	87.952

Lap	Time of Day	Lap Tm	S1	S2	S3	S3Spd	SFSpd
(17) Tom McARTHUR							
1	17:09:03.464			25.255	18.432	98.833	89.477
2	17:10:09.993	1:06.529	21.805	25.862	18.862	96.281	90.320
3	17:11:14.367	1:04.374	21.503	24.658	18.213	100.460	90.932
4	17:12:19.967	1:05.600	20.584	26.638	18.378	99.419	90.442
5	17:13:23.530	1:03.563	20.531	24.869	18.163	101.066	91.427
6	17:14:26.955	1:03.425	20.458	24.755	18.212	101.218	91.427
7	17:15:30.179	1:03.224	20.520	24.629	18.075	101.678	91.677
8	17:16:33.428	1:03.249	20.558	24.521	18.170	101.066	92.308
9	17:17:36.063	1:02.635	20.329	24.278	18.028	101.832	91.677
10	17:18:39.115	1:03.052	20.420	24.590	18.042	100.310	91.427

Lap	Time of Day	Lap Tm	S1	S2	S3	S3Spd	SFSpd
(50) Jamie THORBURN							
1	17:09:07.108			25.552	18.920	97.117	89.358
2	17:10:12.608	1:05.500	21.336	25.465	18.699	98.398	89.596
3	17:11:18.484	1:05.876	21.659	25.604	18.613	97.824	89.836
4	17:12:24.112	1:05.628	21.521	25.686	18.421	98.111	89.957
5	17:13:28.782	1:04.670	21.245	24.835	18.590	97.540	89.477
6	17:14:33.316	1:04.534	20.896	25.203	18.435	95.595	89.716
7	17:15:37.644	1:04.328	20.906	24.891	18.531	97.967	89.957
8	17:16:41.719	1:04.075	20.716	24.857	18.502	99.272	89.596
9	17:17:45.706	1:03.937	20.722	24.775	18.490	99.272	89.358
10	17:18:49.965	1:04.259	20.562	25.289	18.408	97.967	89.836

Lap	Time of Day	Lap Tm	S1	S2	S3	S3Spd	SFSpd
(6) Sebastian MELROSE							
1	17:09:01.784			24.933	18.525	98.979	91.179
2	17:10:05.927	1:04.143	21.160	24.579	18.404	101.066	89.239
3	17:11:10.883	1:04.956	21.399	24.810	18.747	98.688	89.596
4	17:12:15.306	1:04.423	21.257	24.414	18.752	98.254	90.564
5	17:13:19.253	1:03.947	20.982	24.260	18.705	98.833	90.320
6	17:14:23.685	1:04.432	21.081	24.652	18.699	99.419	89.957
7	17:15:27.771	1:04.086	20.940	24.358	18.788	98.833	90.564
8	17:16:33.224	1:05.453	21.652	25.176	18.625	98.398	90.809
9	17:17:37.491	1:04.267	21.151	24.721	18.395	99.714	91.427
10	17:18:40.902	1:03.411	20.634	24.291	18.486	99.566	90.932

Lap	Time of Day	Lap Tm	S1	S2	S3	S3Spd	SFSpd
(28) Jamie JARDINE							
1	17:09:02.909			26.289	25.131	18.646	100.762
2	17:10:09.657	1:06.748	21.886	26.070	18.792	98.979	90.442
3	17:11:15.796	1:06.139	22.464	25.169	18.506	99.125	90.320
4	17:12:20.224	1:04.428	21.127	24.577	18.724	98.979	91.802
5	17:13:25.589	1:04.365	20.936	24.802	18.627	101.066	91.677
6	17:14:29.027	1:04.438	21.074	24.958	18.406	100.011	90.932
7	17:15:32.453	1:03.426	21.024	24.215	18.187	101.218	91.552
8	17:16:35.814	1:03.361	20.874	24.275	18.212	100.762	91.928
9	17:17:39.045	1:03.231	20.821	24.343	18.067	101.524	91.928
10	17:18:43.179	1:04.134	21.090	24.451	18.593	101.832	83.467

Lap	Time of Day	Lap Tm	S1	S2	S3	S3Spd	SFSpd
(28) Jamie JARDINE							
1	17:09:04.616			25.839	25.326	18.922	98.543
2	17:10:10.773	1:06.157	21.562	25.146	19.449	92.818	88.068
3	17:11:16.558	1:05.785	21.739	25.375	18.671	97.967	89.239
4	17:12:20.973	1:04.415	21.064	24.741	18.610	98.979	89.716
5	17:13:25.280	1:04.307	20.989	24.655	18.663	100.161	89.957
6	17:14:29.601	1:04.321	20.993	24.666	18.662	98.833	89.716
7	17:15:33						

SMRC David Leslie Trophy Meeting

Scottish FF1600 & BRSCC Avon Tyres FF1600

Knockhill 1.267 miles

Race 11 - 2nd Race - David Leslie Trophy Race

13/09/2015 15:25

Race (10 Laps) started at 17:07:50

Lap	Time of Day	Lap Tm	S1	S2	S3	S3Spd	SFSpd
3	17:11:20.868	1:05.401	21.226	25.205	18.970	97.540	88.649
4	17:12:26.191	1:05.323	21.120	25.602	18.601	96.419	89.120
5	17:13:30.590	1:04.399	20.896	25.025	18.478	97.824	89.596
6	17:14:35.538	1:04.948	20.945	25.338	18.665	96.697	89.002
7	17:15:40.358	1:04.820	21.132	25.117	18.571	98.111	88.884
8	17:16:44.840	1:04.482	20.716	25.166	18.600	97.967	88.884
9	17:17:49.203	1:04.363	20.752	24.922	18.689	97.540	88.649
10	17:18:53.658	1:04.455	20.986	24.898	18.571	97.257	88.649

Lap	Time of Day	Lap Tm	S1	S2	S3	S3Spd	SFSpd
5	17:13:43.060	1:06.338	21.791	25.527	19.020	98.543	91.055
6	17:14:49.739	1:06.679	22.053	25.677	18.949	99.419	90.564
7	17:15:56.573	1:06.834	21.666	25.971	19.197	95.459	91.055
8	17:17:02.322	1:05.749	21.689	25.239	18.821	100.161	89.002
9	17:18:07.281	1:04.959	21.531	24.908	18.520	100.011	90.564
10	17:19:13.455	1:06.174	21.890	25.675	18.609	100.011	91.055

(15) David McARTHUR

1	17:09:01.232		25.154	19.386	97.399	88.068	
2	17:10:06.175	1:04.943	20.994	25.049	18.900	96.836	88.884
3	17:11:11.528	1:05.353	21.686	24.632	19.035	99.272	90.077
4	17:12:52.226	1:40.698	20.951	1:01.386	18.361	97.967	89.596
5	17:13:55.868	1:03.642	20.583	24.718	18.341	98.543	90.077
6	17:14:59.311	1:03.443	20.515	24.608	18.320	97.967	89.836
7	17:16:03.029	1:03.718	20.574	24.759	18.385	99.419	89.957
8	17:17:08.592	1:05.563	21.181	25.604	18.778	96.976	89.836
9	17:18:11.867	1:03.275	20.713	24.305	18.257	100.011	90.777
10	17:19:15.281	1:03.414	20.512	24.459	18.443	100.310	90.077

(41) Colin TURNER

1	17:09:10.252		24.636	26.528	19.918	92.181	87.153
2	17:10:18.405	1:08.153			19.697	96.143	87.952
3	17:11:27.327	1:08.922			19.904	95.459	88.767
4	17:12:34.595	1:07.268			19.245	97.540	88.416
5	17:13:41.806	1:07.211			19.502	97.682	88.183
6	17:14:48.180	1:06.374			19.164	98.833	88.416
7	17:15:55.302	1:07.122	21.769	26.029	19.324	94.785	88.767
8	17:17:02.610	1:07.308	22.112	25.452	19.744	97.257	89.716
9	17:18:09.490	1:06.880			19.546	98.111	88.532
10	17:19:15.589	1:06.099		25.320	19.215	98.254	89.596

(8) Mario SARCHET

1	17:09:15.228		26.086	26.973	21.070	94.252	84.518
2	17:10:23.785	1:08.557	22.592	26.435	19.530	94.919	86.702
3	17:11:31.880	1:08.095	22.548	26.252	19.295	96.836	88.068
4	17:12:40.465	1:08.585	21.985	27.311	19.289	96.558	89.239
5	17:13:47.274	1:06.809	22.103	25.483	19.223	99.272	89.239
6	17:14:55.289	1:08.015	22.458	25.887	19.670	98.688	88.068
7	17:16:01.875	1:06.586	21.793	25.742	19.051	98.111	88.416
8	17:17:09.707	1:07.832	21.969	26.400	19.463	94.785	88.767
9	17:18:16.659	1:06.952	22.141	25.620	19.191	97.824	89.836
10	17:19:23.829	1:07.170	22.215	26.000	18.955	96.836	87.266

(16) Ivor MAIRS

1	17:09:13.451		26.887	26.898	19.973	90.809	85.379
2	17:10:22.146	1:08.695	22.928	26.209	19.558	95.595	86.702
3	17:11:30.396	1:08.250	22.292	25.707	20.251	96.836	86.927
4	17:12:38.919	1:08.523	22.258	26.850	19.415	93.726	86.479
5	17:13:46.206	1:07.287	22.010	26.234	19.043	95.868	86.814
6	17:14:53.735	1:07.529	22.110	25.463	19.956	97.117	88.416
7	17:16:01.165	1:07.430	21.812	26.382	19.236	93.857	86.479
8	17:17:09.503	1:08.338	22.086	26.656	19.596	92.435	87.266
9	17:18:17.534	1:08.031	23.149	26.248	18.634	94.785	87.380
10	17:19:30.391	1:12.857	22.123	25.884	24.850	95.731	82.849

(117) Andrew McGREGOR

1	17:09:14.947		26.966	27.095	20.911	92.562	83.054
2	17:10:23.693	1:08.746	22.531	26.263	19.952	93.988	84.095
3	17:11:33.446	1:09.753	22.950	26.949	19.854	94.651	85.487
4	17:12:42.175	1:08.729	21.902	26.842	19.985	94.385	84.839
5	17:13:49.313	1:07.138	21.738	26.024	19.376	94.120	84.946
6	17:14:56.804	1:07.491	21.717	26.203	19.571	94.252	86.479
7	17:16:04.444	1:07.640	21.815	26.016	19.809	93.726	84.518
8	17:17:12.275	1:07.831	21.889	26.296	19.646	92.818	85.379
9	17:18:20.133	1:07.858	22.055	25.895	19.908	93.595	85.925

(55) Sam McKENZIE

1	17:09:06.520		26.574	26.389	18.986	96.697	88.532
2	17:10:11.637	1:05.117	21.168	25.227	18.722	99.125	88.884
3	17:11:24.018	1:12.381	21.698	27.178	23.505	93.076	30.324
4	17:13:05.005	1:40.987	56.900	25.128	18.959	97.399	88.416
5	17:14:10.486	1:05.481	20.758	24.629	20.094	98.111	79.417
6	17:15:16.331	1:05.845	21.099	24.360	20.386	99.419	77.761
7	17:16:20.961	1:04.630	21.235	24.771	18.624	99.566	89.239

(3) Neil BROOME

1	17:09:09.969		23.976	27.481	19.850	91.928	87.952
2	17:10:16.702	1:06.733	22.015	25.648	19.070	97.824	88.767
3	17:11:22.819	1:06.117	21.520	25.653	18.944	98.254	89.120
4	17:12:27.760	1:04.941	21.227	25.207	18.507	95.595	89.002
5	17:13:32.442	1:04.682	20.817	25.313	18.552	98.254	89.120
6	17:14:36.606	1:04.164	20.898	24.880	18.386	98.998	89.716
7	17:15:42.212	1:05.606	20.767	26.448	18.391	98.111	89.358
8	17:16:46.079	1:03.867	20.863	24.698	18.306	97.967	89.596
9	17:17:50.397	1:04.318	21.266	24.846	18.206	98.543	89.716
10	17:18:54.173	1:03.776	20.795	24.575	18.406	99.272	89.477

(18) Ben TINKLER

1	17:09:08.308		25.579	26.752	19.339	95.188	87.040
2	17:10:15.994	1:07.686	22.254	26.274	19.158	96.419	87.266
3	17:11:23.136	1:07.142	21.844	25.823	19.475	96.558	87.266
4	17:12:29.988	1:06.852	21.888	25.988	18.976	95.731	87.153
5	17:13:35.797	1:05.809	21.500	25.629	18.680	97.117	87.266
6	17:14:41.911	1:06.114	21.735	25.514	18.865	96.419	87.266
7	17:15:47.778	1:05.867	21.445	25.592	18.830	97.399	87.380
8	17:16:53.640	1:05.862	21.468	25.501	18.893	96.836	87.380
9	17:17:59.543	1:05.903	21.619	25.470	18.814	97.399	88.183
10	17:19:04.856	1:05.313	21.372	25.357	18.584	96.976	87.153

(33) Jordan GRONKOWSKI

1	17:09:20.649			25.276	19.259	95.868	87.266
2	17:10:25.878	1:05.229	21.241	24.980	19.008	96.558	88.416
3	17:11:32.286	1:06.408	21.368	25.887	19.153	98.111	89.596
4	17:12:39.927	1:07.641	21.862	26.774	19.005	96.697	89.716
5	17:13:46.133	1:06.206	21.336	25.736	19.134	96.836	87.494
6	17:14:50.582	1:04.449	21.428	24.407	18.614	98.111	90.077
7	17:15:55.953	1:05.371	21.125	25.477	18.769	97.682	89.957
8	17:16:59.707	1:03.754	21.220	24.210	18.324	100.460	90.686
9	17:18:04.188	1:04.481	21.092	24.860	18.529	98.111	90.077
10	17:19:07.092	1:02.904	20.456	24.063	18.385	99.714	90.198

(79) Phil HOOKER

1	17:09:11.072		27.140	26.436	20.223	95.459	87.837
2	17:10:19.596	1:08.524	22.297	26.132	20.095	97.824	88.068
3	17:11:27.815	1:08.219	22.407	26.022	19.790	94.919	89.358
4	17:12:35.697	1:07.882	22.519	26.254	19.109	98.833	89.239
5	17:13:42.579	1:06.882	22.062	25.570	19.250	99.125	89.358
6	17:14:48.765	1:06.186	21.790	25.484	18.912	98.979	89.239
7	17:15:54.588	1:05.823	21.540	25.608	18.675	97.399	89.002
8	17:16:59.170	1:04.582	21.093	25.083	18.406	99.272	89.716
9	17:18:05.356	1:06.186	21.908	25.685	18.593	99.125	89.358
10	17:19:10.442	1:05.086	21.410	24.990	18.686	99.419	89.836

(99) Stephen BARLOW

1	17:09:11.722		26.514	26.636	20.011	90.686	86.479
2	17:10:19.303	1:07.581	22.894	25.876	18.811	95.323	87.608
3	17:11:27.262	1:07.959	22.133	26.297	19.529	94.518	86.368
4	17:12:35.138	1:07.876	22.403	26.681	18.792	95.731	88.068
5	17:13:41.672	1:06.534	21.757	25.871	18.906	96.281	86.702
6	17:14:47.006	1:05.334	21.585	25.059	18.690	96.558	87.153
7	17:15:52.995	1:05.9					

SMRC David Leslie Trophy Meeting

Scottish FF1600 & BRSCC Avon Tyres FF1600

Knockhill 1.267 miles

Race 11 - 2nd Race - David Leslie Trophy Race

13/09/2015 15:25

Race (10 Laps) started at 17:07:50

Lap	Time of Day	Lap Tm	S1	S2	S3	S3Spd	SFSpd	Lap	Time of Day	Lap Tm	S1	S2	S3	S3Spd	SFSpd
8	17:17:24.680	1:03.719	20.628	24.499	18.592	99.125	89.358								
9	17:18:31.595	1:06.915	20.516	26.765	19.634	98.979	89.477								

Clerk of the Course :

Orbits

Sig : Time :

Chief Timekeeper : Ian Sharp (SMART Timing)

Results available at www.mylaps.com and www.smart-timing.co.uk

Printed: 14/09/2015 17:39:02



SMRC David Leslie Trophy Meeting

Lapchart


Scottish FF1600 & BRSCC Avon Tyres FF1600

Knockhill 1.267 miles

Race 11 - 2nd Race - David Leslie Trophy Race

13/09/2015 15:25

Race (10 Laps) started at 17:07:50



Competitors	Laps									
	1	2	3	4	5	6	7	8	9	10
Adam MacKAY (78)	1	78	78	78	78	78	78	78	78	78
Jonathan McMULLAN (5)	2	5	22	22	22	22	22	22	22	22
Patrick DUSSAULT (22)	3	22	5	5	5	5	5	5	5	5
Neil MacLENNAN (25)	4	25	25	25	25	25	25	25	25	25
David McARTHUR (15)	5	15	50	50	50	50	50	21	21	21
Jamie THORBURN (50)	6	50	15	15	21	21	21	50	17	17
Thomas CAPPEZZONE (21)	7	21	21	21	17	17	17	17	50	50
Sebastian MELROSE (6)	8	6	6	17	6	6	6	6	6	6
Tom McARTHUR (17)	9	17	17	6	28	28	28	28	28	28
Jamie JARDINE (28)	10	28	28	28	26	26	26	26	26	26
Luke COOPER (26)	11	26	26	26	7	7	7	7	7	7
Matthew COWLEY (7)	12	7	55	7	92	92	92	92	92	92
Sam McKENZIE (55)	13	55	7	92	70	70	70	70	70	70
Matthew CHISHOLM (92)	14	92	92	70	3	3	3	3	3	3
Ben TINKLER (18)	15	18	70	3	18	18	18	18	18	18
David THORBURN (70)	16	70	18	18	41	99	99	99	99	33
Neil BROOME (3)	17	3	3	55	99	41	41	79	79	79
Colin TURNER (41)	18	41	41	99	79	79	79	41	33	99
Phil HOOKER (79)	19	79	99	41	77	77	77	33	77	77
Stephen BARLOW (99)	20	99	79	79	16	33	33	77	41	41
Fraser GRAY (77)	21	77	77	77	33	16	16	16	15	15
Ivor MAIRS (16)	22	16	16	16	8	8	8	8	16	8
Andrew McGREGOR (117)	23	117	117	8	117	117	117	15	8	16
Mario SARCHET (8)	24	8	8	33	15	15	15	117	117	117
Jordan GRONKOWSKI (33)	25	33	33	117	55	55	55	55	55	55
-	26									

Clerk of the Course :

Orbits

Sig :

Time :

Chief Timekeeper : Ian Sharp (SMART Timing)

Results available at www.mylaps.com and www.smart-timing.co.uk

Printed: 14/09/2015 17:39:21



SMRC David Leslie Trophy Meeting

Scottish FF1600 & BRSCC Avon Tyres FF1600

Knockhill 1.267 miles

Race 17

13/09/2015 17:45

Race (10 Laps) started at 19:04:49

POLE POSITION

2
22 Patrick DUSSAULT

4
50 Jamie THORBURN

6
92 Matthew CHISHOLM

8
3 Neil BROOME

10
79 Phil HOOKER

12
77 Fraser GRAY

14
16 Ivor MAIRS

16
55 Sam McKENZIE

1
78 Adam MacKAY

3
25 Neil MacLENNAN

5
6 Sebastian MELROSE

7
70 David THORBURN

9
33 Jordan GRONKOWSKI

11
99 Stephen BARLOW

13
41 Colin TURNER

15
117 Andrew McGREGOR

1

2

3

4

5

6

7

8

Clerk of the Course :

Orbits

Sig : Time :

Chief Timekeeper : Ian Sharp (SMART Timing)

Results available at www.mylaps.com and www.smart-timing.co.uk

Printed: 14/09/2015 17:39:43



SMRC David Leslie Trophy Meeting

Sorted on Laps

Scottish Fiesta Championship

Knockhill 1.267 miles

Race 12 - 2nd Race

13/09/2015 15:50

Race (10 Laps) started at 17:25:28

Pos	No.	Name	Make/Model	CC	Class Code	Laps	Total Tm	Diff	Best Tm	In Lap	Best Speed
1	1	Wayne MacAULEY	Ford Fiesta ST	2000	ST	10	11:19.328		1:06.887	9	68.187
2	31	George ORR	Ford Fiesta ST	2000	ST	10	11:23.352	4.024	1:06.643	8	68.437
3	7	Kevin WHYTE	Ford Fiesta ST	2000	ST	10	11:29.672	10.344	1:08.033	3	67.039
4	14	John BALFOUR	Ford Fiesta ST	2000	ST	10	11:32.989	13.661	1:08.024	3	67.048
5	61	Peter CRUICKSHANK	Ford Fiesta ST	2000	ST	10	11:33.381	14.053	1:08.225	5	66.850
6	37	Russell MORGAN	Ford Fiesta ST	2000	ST	10	11:44.173	24.845	1:08.680	9	66.407
7	50	Jim DEANS	Ford Fiesta XR2	1600	XR	10	11:50.419	31.091	1:09.585	6	65.543
8	24	Steven GRAY	Ford Fiesta XR2	1600	XR	10	11:55.023	35.695	1:09.785	9	65.356
9	19	Josh ORR	Ford Fiesta XR2	1600	XRN	10	11:55.860	36.532	1:09.733	10	65.404
10	55	Stephen WARD	Ford Fiesta ST	2000	ST	10	11:59.268	39.940	1:08.948	9	66.149
11	18	Barry FARQUHARSON	Ford Fiesta XR2	1600	XRN	10	12:11.602	52.274	1:11.257	6	64.006
12	17	Gary WEBSTER	Ford Fiesta XR2	1600	XRN	10	12:17.573	58.245	1:11.454	4	63.829
13	28	David TAYLOR	Ford Fiesta XR2	1600	XRN	9	11:26.193	1 Lap	1:13.866	7	61.745
14	22	Gavin BUTTERWORTH	Ford Fiesta XR2	1600	XRN	9	11:28.644	1 Lap	1:11.996	4	63.349
15	81	Graeme CUTHBERT	Ford Fiesta XR2	1600	XRN	9	11:28.723	1 Lap	1:14.630	6	61.113
16	20	Chris McNEILL	Ford Fiesta XR2	1600	XRN	9	11:46.465	1 Lap	1:14.879	4	60.909
17	69	Jade MAXWELL	Ford Fiesta XR2	1600	Guest	9	12:21.381	1 Lap	1:14.136	5	61.520
Not classified											
DNF	51	Chris MILFORD	Ford Fiesta ST	2000	ST	8	9:25.310	DNF	1:08.107	3	66.966

Margin of Victory	Avg. Speed	Best Lap Tm	Best Speed	Best Lap by
4.024	67.138	1:06.643	68.437	31 - George ORR

Clerk of the Course :

Orbits

Sig : Time :

Chief Timekeeper : Ian Sharp (SMART Timing)

Results available at www.mylaps.com and www.smart-timing.co.uk

Printed: 14/09/2015 17:44:19



SMRC David Leslie Trophy Meeting

Scottish Fiesta Championship

Knockhill 1.267 miles

Race 12 - 2nd Race

13/09/2015 15:50

Race (10 Laps) started at 17:25:28

Lap	Time of Day	Lap Tm	S1	S2	S3	S3Spd	SFSpd
(1) Wayne MacAULEY							
1	17:26:40.959			26.280	20.132	87.608	79.511
2	17:27:48.466	1:07.507	21.996	25.623	19.888	88.416	78.950
3	17:28:55.904	1:07.438	21.830	25.695	19.913	88.068	78.857
4	17:30:03.037	1:07.133	21.889	25.355	19.889	88.299	78.672
5	17:31:10.166	1:07.129	21.872	25.421	19.836	88.299	78.672
6	17:32:17.455	1:07.289	21.849	25.484	19.956	87.608	79.043
7	17:33:26.531	1:09.076	23.365	25.789	19.922	87.722	78.488
8	17:34:33.823	1:07.292	22.195	25.344	19.753	88.884	78.950
9	17:35:40.710	1:06.887	21.764	25.358	19.765	88.884	78.857
10	17:36:47.850	1:07.140	21.864	25.399	19.877	87.608	78.580

Lap	Time of Day	Lap Tm	S1	S2	S3	S3Spd	SFSpd
(31) George ORR							
1	17:26:44.326			26.514	20.116	87.153	78.488
2	17:27:51.797	1:07.471	21.822	25.958	19.691	87.380	78.950
3	17:29:00.075	1:08.278	22.196	25.957	20.125	88.649	79.230
4	17:30:07.130	1:07.055	21.789	25.565	19.701	88.068	78.857
5	17:31:15.233	1:08.103	21.880	26.301	19.922	87.380	79.043
6	17:32:22.796	1:07.563	22.114	25.706	19.743	88.068	78.857
7	17:33:30.524	1:07.728	22.344	25.685	19.699	87.837	78.950
8	17:34:37.167	1:06.643	21.509	25.312	19.822	88.183	78.488
9	17:35:44.002	1:06.835	21.589	25.431	19.815	88.068	78.672
10	17:36:51.874	1:07.872	21.758	26.381	19.733	87.494	78.397

Lap	Time of Day	Lap Tm	S1	S2	S3	S3Spd	SFSpd
(7) Kevin WHYTE							
1	17:26:40.837			26.535	20.151	87.608	78.765
2	17:27:49.410			26.051	19.749	88.416	79.511
3	17:28:57.443	1:08.033	22.142	26.016	19.875	88.649	79.136
4	17:30:05.730	1:08.287	22.307	25.712	20.268	88.068	75.148
5	17:31:15.216	1:09.486	23.102	26.258	20.126	87.266	76.519
6	17:32:23.827	1:08.611	22.679	26.051	19.881	87.952	78.488
7	17:33:33.327	1:09.500	23.414	26.136	19.950	88.183	78.488
8	17:34:41.703	1:08.376	22.235	26.152	19.989	87.153	77.851
9	17:35:49.878	1:08.175	22.207	26.060	19.908	87.380	78.123
10	17:36:58.194	1:08.316	22.400	25.963	19.953	88.183	77.851

Lap	Time of Day	Lap Tm	S1	S2	S3	S3Spd	SFSpd
(14) John BALFOUR							
1	17:26:42.049			26.655	20.443	87.153	78.672
2	17:27:51.249			26.095	20.961	87.608	78.397
3	17:28:59.273	1:08.024	21.794	26.229	20.001	87.494	78.397
4	17:30:08.059	1:08.786	22.178	26.552	20.056	87.040	78.950
5	17:31:16.807	1:08.748	22.243	26.342	20.163	86.702	77.761
6	17:32:26.155	1:09.348	22.179	26.222	20.947	86.927	77.581
7	17:33:34.980	1:08.825	22.818	25.787	20.220	87.494	77.761
8	17:34:43.893	1:08.913	22.814	26.143	19.956	86.702	77.851
9	17:35:52.706	1:08.813	22.974	25.769	20.070	87.380	77.851
10	17:37:01.511	1:08.805	22.464	26.270	20.071	85.815	77.851

Lap	Time of Day	Lap Tm	S1	S2	S3	S3Spd	SFSpd
(61) Peter CRUICKSHANK							
1	17:26:42.357			26.556	20.267	88.068	79.323
2	17:27:51.589	1:09.232	22.305	26.088	20.839	88.416	77.491
3	17:29:00.424	1:08.835	22.280	25.970	20.585	87.952	77.402
4	17:30:09.571	1:09.147	22.463	26.634	20.050	86.702	78.672
5	17:31:17.796	1:08.225	22.118	26.180	19.927	87.722	78.950
6	17:32:26.620	1:08.824	21.965	25.931	20.928	89.002	76.694
7	17:33:35.674	1:09.054	22.818	25.980	20.256	89.358	77.761
8	17:34:44.404	1:08.730	22.668	26.120	19.942	88.183	78.397
9	17:35:53.623	1:09.219	22.945	26.300	19.974	88.068	78.397
10	17:37:01.903	1:08.280	22.095	26.179	20.006	87.266	78.580

Lap	Time of Day	Lap Tm	S1	S2	S3	S3Spd	SFSpd
(37) Russell MORGAN							
1	17:26:43.527			27.140	20.492	86.257	78.032
2	17:27:52.637	1:09.110	22.285	26.693	20.132	86.257	78.488
3	17:29:01.627	1:08.990	22.475	26.443	20.072	86.702	78.397
4	17:30:10.847	1:09.220	22.234	26.434	20.552	87.153	75.487
5	17:31:21.380	1:10.533	23.245	27.033	20.255	86.368	78.123
6	17:32:31.025	1:09.645	22.254	26.934	20.457	85.162	72.159
7	17:33:44.871	1:13.846	27.212	26.499	20.135	86.146	77.047
8	17:34:54.438	1:09.567	22.162	26.815	20.590	84.412	77.581
9	17:36:03.118	1:08.680	22.410	26.271	19.999	85.815	77.047
10	17:37:12.695	1:09.577	22.686	26.804	20.087	83.885	76.782

Lap	Time of Day	Lap Tm	S1	S2	S3	S3Spd	SFSpd
(50) Jim DEANS							
1	17:26:48.930			27.926	21.566	79.136	72.706
2	17:28:01.564	1:12.634	24.208	27.166	21.260	81.343	73.262
3	17:29:13.899	1:12.335	23.764	27.238	21.333	81.540	73.182
4	17:30:25.353	1:11.454	23.606	26.854	20.994	82.341	73.342
5	17:31:37.225	1:11.872	23.554	27.236	21.082	81.938	72.864
6	17:32:48.806	1:11.581	23.109	27.064	21.408	83.260	67.041
7	17:34:05.090	1:16.284	25.975	28.229	22.080	81.540	74.234
8	17:35:18.334	1:13.244	23.624	28.160	21.460	81.048	73.342
9	17:36:33.597	1:15.263	25.562	28.115	21.586	82.849	71.850
10	17:37:46.095	1:12.498	23.513	27.488	21.497	80.950	73.022

Lap	Time of Day	Lap Tm	S1	S2	S3	S3Spd	SFSpd
(24) Steven GRAY							
1	17:26:46.054			27.516	21.382	83.467	73.583
2	17:27:56.935	1:10.881	23.730	26.308	20.843	83.885	74.234
3	17:29:08.285	1:11.350	24.193	26.437	20.720	83.157	73.826
4	17:30:18.364	1:10.079	22.865	26.554	20.660	83.675	73.745
5	17:31:28.663	1:10.299	22.993	26.451	20.855	83.571	73.907
6	17:32:38.248	1:09.585	22.806	26.022	20.757	83.989	73.989
7	17:33:49.005	1:10.757	23.995	26.207	20.555	84.946	73.745
8	17:34:58.625	1:09.620	22.949	25.967	20.704	84.200	73.745
9	17:36:08.784	1:10.159	23.298	26.213	20.648	83.363	73.745
10	17:37:18.941	1:10.157	23.018	26.354	20.785	83.363	74.399

Lap	Time of Day	Lap Tm	S1	S2	S3	S3Spd	SFSpd
(24) Steven GRAY							
1	17:26:47.189			27.619	21.119	82.240	73.502
2	17:27:58.688	1:11.499	23.452	26.981	21.066	82.849	73.745
3	17:29:10.807	1:12.119	24.463	26.901	20.755	83.260	74.234
4	17:30:20.948	1:10.141	22.965	26.592	20.584	83.363	74.316
5	17:31:30.946	1:09.998	22.958	26.243	20.797	84.095	74.152
6	17:32:41.743	1:10.797	23.739	26.207	20.851	83.885	72.159
7	17:33:53.576	1:11.833	25.184	25.952	20.697	83.571	74.070
8	17:35:03.767	1:10.191	23.555	26.196	20.440	83.260	73.745
9	17:36:13.552	1:09.785	22.959	26.255	20.571	83.054	73.745
10	17:37:23.545	1:09.993	22.803	26.320	20.870	83.467	73.745

Lap	Time of Day	Lap Tm	S1	S2	S3	S3Spd	SFSpd
(19) Josh ORR							
1	17:26:48.041			27.538	21.300	81.839	72.392
2	17:27:59.218	1:11.177	23.093	26.837	21.247	82.747	72.236
3	17:29:10.152	1:10.934	23.270	26.824	20.840	81.839	72.159
4	17:30:20.370	1:10.218	22.969	26.555	20.694	82.442	72.314
5	17:31:30.833	1:10.463	22.835	26.606	21.022	82.039	72.785
6	17:32:41.616	1:10.783	23.462	26.374	20.947	82.543	72.314
7	17:33:53.569	1:11.953	24.658	26.301	20.994	82.	

SMRC David Leslie Trophy Meeting

Scottish Fiesta Championship

Knockhill 1.267 miles

Race 12 - 2nd Race

13/09/2015 15:50

Race (10 Laps) started at 17:25:28

Lap	Time of Day	Lap Tm	S1	S2	S3	S3Spd	SFSpd	Lap	Time of Day	Lap Tm	S1	S2	S3	S3Spd	SFSpd
3	17:29:28.424	1:17.471	25.588	29.490	22.393	80.561	71.696								
4	17:30:42.817	1:14.393	24.597	28.212	21.584	81.343	72.314								
5	17:31:57.063	1:14.246	24.539	28.212	21.495	81.938	72.236								
6	17:33:11.040	1:13.977	24.726	27.844	21.407	81.938	72.392								
7	17:34:24.906	1:13.866	24.487	27.861	21.518	81.343	72.470								
8	17:35:40.338	1:15.432	24.700	29.113	21.619	79.043	71.773								
9	17:36:54.715	1:14.377	24.810	28.507	21.060	82.139	70.123								

(22) Gavin BUTTERWORTH

1	17:26:52.361			29.061	21.278	80.368	73.022
2	17:28:27.255	1:34.894	24.274	48.836	21.784	68.758	73.182
3	17:29:40.014	1:12.759	24.294	27.154	21.311	82.139	73.745
4	17:30:52.010	1:11.996			21.373	81.938	73.989
5	17:32:04.954	1:12.944			20.998	81.938	73.907
6	17:33:18.331	1:13.377			21.261	82.645	73.583
7	17:34:30.327	1:11.996	23.604	26.999	21.393	82.341	73.422
8	17:35:42.656	1:12.329			21.663		73.422
9	17:36:57.166	1:14.510			21.274		72.785

(81) Graeme CUTHBERT

1	17:26:53.786			30.084	22.198	76.086	71.315
2	17:28:09.096	1:15.310	24.672	28.829	21.809	77.135	71.239
3	17:29:23.804	1:14.708	24.878	28.527	21.303	80.272	71.850
4	17:30:38.690	1:14.886	24.597	28.774	21.515	80.561	70.938
5	17:31:55.091	1:16.401	24.362	30.654	21.385	78.580	71.543
6	17:33:09.721	1:14.630	24.805	28.382	21.443	80.176	71.164
7	17:34:24.693	1:14.972	24.840	28.560	21.572	79.606	72.392
8	17:35:40.919	1:16.226	24.613	29.727	21.886	79.700	70.050
9	17:36:57.245	1:16.326	25.912	28.705	21.709	79.985	72.159

(20) Chris McNEILL

1	17:26:54.742			29.640	22.307	78.397	72.943
2	17:28:10.644	1:15.902	25.443	28.629	21.830	80.176	75.148
3	17:29:35.679	1:25.035	24.473	39.193	21.369	80.561	72.785
4	17:30:50.558	1:14.879	24.473	29.028	21.378	80.081	73.502
5	17:32:06.442	1:15.884	24.543	29.513	21.828	80.755	73.182
6	17:33:23.864	1:17.422	26.316	28.985	22.121	80.081	73.583
7	17:34:41.546	1:17.682	25.757	29.987	21.938	80.368	72.785
8	17:35:58.642	1:17.096	26.650	28.987	21.459	80.465	72.943
9	17:37:14.987	1:16.345	25.034	29.508	21.803	78.950	72.159

(69) Jade MAXWELL

1	17:26:54.521			29.869	22.580	76.607	70.640
2	17:28:10.388	1:15.867	24.781	28.836	22.250	77.761	71.013
3	17:29:27.844	1:17.456	25.286	29.808	22.362	77.941	70.863
4	17:30:42.489	1:14.645	24.530	28.354	21.761	78.857	71.391
5	17:31:56.625	1:14.136	24.390	28.267	21.479	79.700	71.315
6	17:34:00.643	2:04.018	1:12.941	29.051	22.026	78.950	70.565
7	17:35:17.715	1:17.072	25.739	28.380	22.953	79.511	70.491
8	17:36:34.269	1:16.554	25.516	28.354	22.684	79.795	71.315
9	17:37:49.903	1:15.634	25.100	28.322	22.212	79.606	70.196

(51) Chris MILFORD

1	17:26:45.153			26.611	20.330	87.952	79.417
2	17:27:54.533	1:09.380	22.989	26.555	19.836	86.814	80.176
3	17:29:02.640	1:08.107	21.953	26.017	20.137	88.767	79.417
4	17:30:11.276	1:08.636	21.743	26.497	20.396	87.153	79.043
5	17:31:21.971	1:10.695	22.811	27.963	19.921	87.952	79.606
6	17:32:30.830	1:08.859	22.131	26.945	19.783	86.035	79.136
7	17:33:45.358	1:14.528	28.678	25.891	19.959	88.767	79.136
8	17:34:53.832	1:08.474	22.087	26.400	19.987	86.146	78.765

Clerk of the Course :

Orbits

Sig : Time :

Chief Timekeeper : Ian Sharp (SMART Timing)

Results available at www.mylaps.com and www.smart-timing.co.uk

Printed: 14/09/2015 17:44:41



SMRC David Leslie Trophy Meeting

Lapchart

Scottish Fiesta Championship

Knockhill 1.267 miles

Race 12 - 2nd Race

13/09/2015 15:50

Race (10 Laps) started at 17:25:28

Competitors	Laps									
	1	2	3	4	5	6	7	8	9	10
Kevin WHYTE (7)	1	7	1	1	1	1	1	1	1	1
Wayne MacAULEY (1)	2	1	7	7	7	7	31	31	31	31
John BALFOUR (14)	3	14	14	14	31	31	7	7	7	7
Peter CRUICKSHANK (61)	4	61	61	31	14	14	14	14	14	14
Russell MORGAN (37)	5	37	31	61	61	61	61	61	61	61
George ORR (31)	6	31	37	37	37	37	51	37	51	37
Stephen WARD (55)	7	55	51	51	51	51	37	51	37	50
Chris MILFORD (51)	8	51	55	50	50	50	50	50	50	24
Jim DEANS (50)	9	50	50	19	19	19	19	19	24	19
Steven GRAY (24)	10	24	24	24	24	24	24	24	19	55
Josh ORR (19)	11	19	19	17	17	17	17	55	55	18
Gary WEBSTER (17)	12	17	17	18	18	18	55	18	18	17
Barry FARQUHARSON (18)	13	18	18	55	55	55	18	17	17	28
David TAYLOR (28)	14	28	81	81	81	81	81	81	28	22
Gavin BUTTERWORTH (22)	15	22	69	69	69	69	28	28	81	81
Graeme CUTHBERT (81)	16	81	20	28	28	28	22	22	22	20
Jade MAXWELL (69)	17	69	28	20	20	22	20	20	20	69
Chris McNEILL (20)	18	20	22	22	22	20	69	69	69	

Clerk of the Course :

Orbits

Sig : Time :

Chief Timekeeper : Ian Sharp (SMART Timing)

Results available at www.mylaps.com and www.smart-timing.co.uk

Printed: 14/09/2015 17:45:01



SMRC David Leslie Trophy Meeting**Sorted on Laps**

Scottish Legends Championship

Knockhill 1.267 miles

Race 131- Final

13/09/2015 16:15

Race (11 Laps) started at 17:45:07

Pos	No.	Name	Make/Model	CC	Class Code	Laps	Total Tm	Diff	Best Tm	In Lap	Best Speed
1	6	David HUNTER	Ford Coupe	1250	L	11	14:34.919		1:08.081	10	66.991
2	1	John PATERSON	Ford Coupe	1250	L	11	14:39.234	4.315	1:07.972	4	67.099
3	31	Ben MASON	Chevy Sedan	1250	LT	11	14:39.264	4.345	1:08.854	8	66.239
4	52	Stewart BLACK	Ford Coupe	1250	L	11	14:39.845	4.926	1:09.271	8	65.841
5	2	Steven McGILL	Ford Coupe	1250	L	11	14:41.918	6.999	1:09.463	8	65.659
6	5	Andrew DUNN	Ford Coupe	1250	LT R	11	14:50.252	15.333	1:10.721	8	64.491
7	17	Billy WAIT	Ford Coupe	1250	L	11	14:51.808	16.889	1:09.758	4	65.381
8	58	Mark CUMMING	Ford Coupe	1250	L R	11	14:52.828	17.909	1:11.776	9	63.543
9	82	Warren ALLAN	Ford Coupe	1250	L	11	14:53.727	18.808	1:10.907	8	64.321
10	18	Gary LYNCH	Ford Coupe	1250	L	11	14:55.307	20.388	1:11.495	9	63.792
11	26	Scott HYNDS	Ford Coupe	1250	LT	11	14:56.144	21.225	1:09.396	9	65.722
12	16	John BUSHBY	Chevy Sedan	1250	L	11	15:11.830	36.911	1:13.775	8	61.821

Not classified

DNF	3	Ian McLEISH	Ford Coupe	1250	L R	3	3:42.558	DNF	1:11.516	2	63.774
DNF	7	Alan FREELAND	Ford Coupe	1250	LT	3	3:43.536	DNF	1:11.438	2	63.843

Announcements

Race distance increased to 11 Laps - 2 Laps completed behind the Safety Car.

Car No.26 - Racetime includes 5 second time penalty - Track limits

Car No.26 - Racetime includes 10 second time penalty - Track limits.

Margin of Victory	Avg. Speed	Best Lap Tm	Best Speed	Best Lap by
4.315	57.342	1:07.972	67.099	1 - John PATERSON

Clerk of the Course :

Orbits

Sig : Time :

Chief Timekeeper : Ian Sharp (SMART Timing)

Results available at www.mylaps.com and www.smart-timing.co.uk

Printed: 14/09/2015 17:49:06



SMRC David Leslie Trophy Meeting

Scottish Legends Championship

Knockhill 1.267 miles

Race 131- Final

13/09/2015 16:15

Race (11 Laps) started at 17:45:07

Lap	Time of Day	Lap Tm	S1	S2	S3	S3Spd	SFSpd	Lap	Time of Day	Lap Tm	S1	S2	S3	S3Spd	SFSpd
(6) David HUNTER								(17) Billy WAIT							
1	17:46:27.689	1:16.639	27.397	28.645	20.597	95.868	89.002	8	17:56:22.014	1:10.721	22.971	27.616	20.134	91.055	84.839
2	17:47:37.944	1:10.255	22.944	27.500	19.811	96.143	87.837	9	17:57:32.890	1:10.876	23.009	27.710	20.157	92.308	83.885
3	17:48:47.778	1:09.834	22.999	26.921	19.914	95.053	86.927	10	17:58:45.023	1:12.133	23.814	27.646	20.673	90.564	83.780
4	17:49:56.360	1:08.582	22.186	26.307	20.089	94.518	81.739	11	17:59:57.849	1:12.826	23.939	28.294	20.593	90.198	83.260
5	17:51:21.689	1:25.329	25.479	32.648	27.202	63.489	49.562	(17) Billy WAIT							
6	17:53:30.595	2:08.906	49.508	48.043	31.355	37.303	73.102	1	17:46:26.486	1:16.970	28.099	27.874	20.997	94.252	85.162
7	17:55:08.279	1:37.684	28.471	42.999	26.214	47.968	89.477	2	17:47:38.271	1:11.785	23.898	27.522	20.365	91.427	87.380
8	17:56:16.634	1:08.355	22.553	26.133	19.669	95.595	88.068	3	17:48:49.976	1:11.705	23.772	27.487	20.446	92.818	86.479
9	17:57:24.918	1:08.284	22.396	26.290	19.598	95.595	87.380	4	17:49:59.734	1:09.758	22.624	26.713	20.421	94.651	87.380
10	17:58:32.999	1:08.081	21.891	26.136	20.054	93.988	85.706	5	17:51:23.898	1:24.164	24.804	31.043	28.317	59.074	56.631
11	17:59:42.516	1:09.517	23.001	26.339	20.177	93.726	82.139	6	17:53:34.803	2:10.905	49.062	49.218	32.625	39.921	69.112
(1) John PATERSON								(58) Mark CUMMING							
1	17:46:26.889	1:15.601	26.972	28.330	20.299	95.459	88.416	7	17:55:09.787	1:34.984	26.033	42.484	26.467	49.599	87.952
2	17:47:37.080	1:10.191	23.230	26.937	20.024	94.385	87.494	8	17:56:19.854	1:10.067	22.977	26.615	20.475	94.518	85.925
3	17:48:46.361	1:09.281	23.223	26.374	19.684	93.335	86.479	9	17:57:30.225	1:10.371	22.991	27.069	20.311	93.205	85.925
4	17:49:54.333	1:07.972	21.934	26.035	20.003	93.595	74.897	10	17:58:47.794	1:17.569	22.894	26.640	28.035	93.335	88.416
5	17:51:21.040	1:26.707	27.017	32.696	26.994	61.174	49.636	11	17:59:59.405	1:11.611	23.528	27.690	20.393	93.465	86.702
6	17:53:29.478	2:08.438	49.238	47.854	31.346	35.620	73.664	(1) John PATERSON							
7	17:55:08.026	1:38.548	29.105	43.087	26.356	46.281	87.040	1	17:46:26.486	1:16.992	28.291	27.953	20.748	92.054	86.257
8	17:56:16.054	1:08.028	22.152	26.287	19.589	91.552	84.839	2	17:47:37.671	1:11.978	23.632	27.689	20.657	92.562	85.487
9	17:57:24.283	1:08.229	21.880	26.475	19.874	92.818	85.925	3	17:48:50.669	1:12.998	23.826	28.065	21.107	89.358	87.608
10	17:58:38.258	1:13.975	21.998	32.005	19.972	88.068	85.815	4	17:50:03.511	1:12.842	23.895	27.876	21.071	90.932	81.146
11	17:59:46.831	1:08.573	21.952	26.263	20.358	90.686	84.625	5	17:51:26.009	1:22.498	25.866	28.972	27.660	78.397	56.871
(31) Ben MASON								(82) Warren ALLAN							
1	17:46:27.483	1:17.028	27.674	28.436	20.918	94.651	87.494	1	17:46:25.551	1:15.424	27.339	27.441	20.644	94.120	86.479
2	17:47:39.577	1:12.094	23.734	28.043	20.317	95.731	87.608	2	17:47:36.867	1:11.316	23.256	27.088	20.972	91.802	85.162
3	17:48:50.273	1:10.696	22.933	27.166	20.597	92.435	85.596	3	17:48:52.467	1:15.600	23.423	31.722	20.455	83.054	85.925
4	17:50:00.527	1:10.254	22.955	26.261	21.038	95.188	84.839	4	17:50:03.669	1:11.202	23.316	27.087	20.799	94.385	65.921
5	17:51:24.593	1:24.066	24.371	31.156	28.539	62.542	55.691	5	17:51:27.167	1:23.498	26.413	29.671	27.414	78.950	54.692
6	17:53:35.219	2:10.626	49.069	49.321	32.236	41.682	66.246	6	17:53:38.302	2:11.135	50.092	49.237	31.806	36.531	51.661
7	17:55:09.931	1:34.712	25.965	42.413	26.334	50.043	88.299	7	17:55:12.129	1:33.827	27.760	39.816	26.251	48.037	87.266
8	17:56:18.785	1:08.854	22.354	26.379	20.121	95.188	85.815	8	17:56:23.036	1:10.907	23.293	27.418	20.196	94.385	86.479
9	17:57:27.732	1:08.947	22.573	25.958	20.416	93.465	85.054	9	17:57:38.111	1:15.075	23.297	26.708	25.070	95.053	83.885
10	17:58:37.374	1:09.642	22.766	26.324	20.552	93.857	85.925	10	17:58:49.445	1:11.334	23.708	27.155	20.471	93.465	84.412
11	17:59:46.861	1:09.487	22.325	26.682	20.480	90.320	84.306	11	18:00:01.324	1:11.879	23.369	27.512	20.998	93.335	71.927
(52) Stewart BLACK								(18) Gary LYNCH							
1	17:46:21.909	1:13.996	27.183	26.655	20.158	91.928	85.596	1	17:46:25.001	1:16.998	27.254	28.843	20.901	92.690	84.518
2	17:47:31.695	1:09.786	22.938	26.785	20.063	90.564	85.270	2	17:47:41.543	1:12.542	23.529	27.871	21.142	91.303	83.989
3	17:48:41.139	1:09.444	22.747	26.529	20.168	92.054	84.518	3	17:48:55.551	1:14.008	24.398	28.536	21.074	89.836	83.780
4	17:49:51.378	1:10.239	22.981	26.912	20.346	90.564	82.442	4	17:50:08.428	1:12.877	23.514	27.442	21.921	90.320	72.159
5	17:51:18.914	1:27.536	27.137	33.504	26.895	67.242	52.633	5	17:51:28.005	1:19.577	25.167	28.834	25.576	77.761	51.981
6	17:53:26.487	2:07.573	48.357	49.066	30.150	39.662	63.249	6	17:53:39.010	2:11.005	50.294	49.387	31.324	37.595	52.592
7	17:55:06.985	1:40.498	30.531	43.897	26.070	46.928	85.706	7	17:55:13.605	1:34.595	27.960	39.621	27.014	49.163	82.442
8	17:56:16.256	1:09.271	22.518	26.918	19.835	92.562	87.837	8	17:56:26.131	1:12.526	23.370	28.505	20.651	90.686	82.849
9	17:57:26.455	1:10.199	22.863	27.145	20.191	93.726	84.946	9	17:57:37.626	1:11.495	23.296	27.537	20.662	91.055	82.747
10	17:58:36.466	1:10.011	22.395	27.282	20.334	91.677	84.946	10	17:58:50.783	1:13.157	23.845	28.375	20.937	90.686	82.240
11	17:59:47.442	1:10.976	22.720	27.277	20.979	91.179	86.035	11	18:00:02.904	1:12.121	23.566	27.788	20.767	90.809	81.839
(2) Steven McGILL								(26) Scott HYNDS							
1	17:46:26.132	1:16.327	27.988	27.985	20.354	95.323	87.153	1	17:46:23.656	1:15.113	27.743	27.243	20.127	93.465	85.815
2	17:47:36.866	1:10.734	23.785	26.679	20.270	94.785	85.925	2	17:47:33.856	1:10.200	22.841	26.682	20.677	93.465	86.368
3	17:48:48.688	1:11.822	23.744	27.901	20.177	94.919	86.368	3	17:48:43.643	1:09.787	22.873	26.348	20.566	93.205	86.257
4	17:49:58.533	1:09.845	22.869	26.857	20.119	93.465	83.675	4	17:49:53.447	1:09.804	22.300	26.372	21.132	92.181	69.686
5	17:51:22.582	1:24.049	25.320	31.317	27.412	61.567	51.149	5	17:51:19.883	1:26.436	26.581	33.346	26.509	70.938	51.306
6	17:53:32.037	2:09.455	49.730	49.031	30.694	45.901	72.236	6	17:53:28.730	2:08.847	49.206	48.440	31.201	37.957	71.773
7	17:55:08.794	1:36.757	28.221	42.560	25.976	48.209	88.183	7	17:55:07.630	1:38.900	28.885	43.664	26.351	47.729	86.590
8	17:56:18.257	1:09.463	22.740	26.819	19.904	94.252	86.479	8	17:56:19.611	1:11.981	24.158	27.029	20.794	95.459	82.747
9	17:57:28.611	1:10.354	23.486	26.758	20.110	94.252	86.479	9	17:57:29.007	1:09.396	22.688	26.430	20.278	94.785	86.146
10	17:58:39.112	1:10.501	22.851	26.944	20.706	86.146	86.035	10	17:58:39.178	1:10.171	22.665	26.985	20.521	92.690	85.925
11	17:59:49.515	1:10.403	23.242	26.662	20.499	95.188	79.136	11	17:59:48.741	1:09.563					

SMRC David Leslie Trophy Meeting

Scottish Legends Championship

Knockhill 1.267 miles

Race 131- Final

13/09/2015 16:15

Race (11 Laps) started at 17:45:07

Lap	Time of Day	Lap Tm	S1	S2	S3	S3Spd	SFSpd	Lap	Time of Day	Lap Tm	S1	S2	S3	S3Spd	SFSpd
4	17:50:10.205	1:14.479	24.749	28.018	21.712	89.716	82.747								
5	17:51:28.773	1:18.568	25.686	28.646	24.236	87.153	54.603								
6	17:53:39.743	2:10.970	51.173	48.871	30.926	37.532	56.298								
7	17:55:14.090	1:34.347	28.873	38.453	27.021	50.609	83.885								
8	17:56:27.865	1:13.775	24.196	28.323	21.256	89.358	83.780								
9	17:57:41.726	1:13.861	24.364	27.618	21.879	89.957	83.467								
10	17:58:55.833	1:14.107	24.145	27.912	22.050	88.884	81.739								
11	18:00:19.427	1:23.594	25.033	36.021	22.540	78.214	76.432								

(3) Ian McLEISH

1	17:46:25.023	1:15.946	27.516	27.894	20.536	93.205	84.200
2	17:47:36.539	1:11.516	23.398	27.608	20.510	90.320	85.270
3	17:48:50.155	1:13.616	24.156	28.688	20.772	89.596	86.035

(7) Alan FREELAND

1	17:46:27.706	1:16.792	27.267	28.591	20.934	95.323	88.767
2	17:47:39.144	1:11.438	23.286	28.108	20.044	94.919	86.702
3	17:48:51.133	1:11.989	23.200	28.529	20.260	89.716	88.068

Clerk of the Course :

Orbits

Sig : Time :

Chief Timekeeper : Ian Sharp (SMART Timing)

Results available at www.mylaps.com and www.smart-timing.co.uk

Printed: 14/09/2015 17:49:26




Scottish Legends Championship

Knockhill 1.267 miles

Race 131- Final

13/09/2015 16:15

Race (11 Laps) started at 17:45:07



Competitors	Laps												
	0	1	2	3	4	5	6	7	8	9	10	11	
Stewart BLACK (52)	1	52	52	52	52	52	52	52	52	1	1	6	6
John BUSHBY (16)	2	16	26	26	26	26	26	26	26	52	6	52	1
Scott HYNDS (26)	3	26	16	3	1	1	1	1	1	6	52	31	31
Mark CUMMING (58)	4	58	3	2	6	6	6	6	6	2	31	1	52
Ian McLEISH (3)	5	3	82	82	2	2	2	2	2	31	2	2	26
Andrew DUNN (5)	6	5	58	1	17	17	17	17	17	26	26	26	2
Billy WAIT (17)	7	17	2	58	3	31	31	31	31	17	17	5	5
Steven McGILL (2)	8	2	17	6	31	5	5	5	5	5	5	58	17
Warren ALLAN (82)	9	82	5	17	58	58	58	58	58	82	58	17	58
Ben MASON (31)	10	31	1	7	7	82	82	82	82	58	18	82	82
Alan FREELAND (7)	11	7	31	31	5	18	18	18	18	18	82	18	18
David HUNTER (6)	12	6	6	5	82	16	16	16	16	16	16	16	16
John PATERSON (1)	13	1	7	16	18								
Gary LYNCH (18)	14	18	18	18	16								

Clerk of the Course :

Orbits

Sig :

Time :

Chief Timekeeper : Ian Sharp (SMART Timing)

Results available at www.mylaps.com and www.smart-timing.co.uk

Printed: 14/09/2015 17:49:47



SMRC David Leslie Trophy Meeting

Sorted on Laps

Celtic Speed Mini Cooper Cup

Knockhill 1.267 miles

Race 14 - 3rd Race

13/09/2015 16:35

Race (8 Laps) started at 18:09:02

Pos	No.	Name	Make/Model	CC	Class Code	Laps	Total Tm	Diff	Best Tm	In Lap	Best Speed
1	70	Oliver MORTIMER	Mini Cooper	1600	SM	8	9:09.662		1:06.962	6	68.111
2	8	Hannah CHAPMAN	Mini Cooper	1600	SM L	8	9:13.694	4.032	1:07.931	7	67.139
3	20	Kyle REID	Mini Cooper	1600	SM	8	9:14.237	4.575	1:07.388	7	67.680
4	27	Lewis CARTER	Mini Cooper	1600	SM	8	9:15.262	5.600	1:07.723	6	67.346
5	11	Morgan MURRAY	Mini Cooper	1600	SMN	8	9:16.448	6.786	1:07.957	8	67.114
6	87	Paul BELL	Mini Cooper	1600	SM	8	9:16.874	7.212	1:07.921	8	67.149
7	5	Des WHEATLEY	Mini Cooper	1600	SM	8	9:19.792	10.130	1:08.247	7	66.828
8	1	Kenneth THIRLWALL	Mini Cooper	1600	SM	8	9:20.124	10.462	1:07.260	6	67.809
9	38	Scott FORBES	Mini Cooper	1600	SM	8	9:20.609	10.947	1:07.918	5	67.152
10	91	Robbie DALGLEISH	Mini Cooper	1600	SMN	8	9:21.776	12.114	1:08.188	5	66.886
11	6	Daniel DREELAN	Mini Cooper	1600	SM	8	9:24.287	14.625	1:08.420	6	66.659
12	98	Brandon WALSH	Mini Cooper	1600	SMN	8	9:26.352	16.690	1:08.822	5	66.270
13	9	Martin McGEOUGH	Mini Cooper	1600	SMN	8	9:30.087	20.425	1:09.173	8	65.934
14	26	William BLAKE	Mini Cooper	1600	SMN	8	9:31.332	21.670	1:09.234	7	65.876
15	30	Callum DRYBURGH	Mini Cooper	1600	SM	8	9:31.712	22.050	1:09.112	6	65.992
16	47	Reis ROBERTSON	Mini Cooper	1600	SMN	8	9:35.277	25.615	1:08.840	8	66.253
17	96	Taeler SHAND	Mini Cooper	1600	SMN L	8	9:36.862	27.200	1:09.924	6	65.226

Not classified

DNF	3	Joe TANNER	Mini Cooper	1600	SM	6	6:53.538	DNF	1:07.521	5	67.547
DNF	7	Jonny DREELAN	Mini Cooper	1600	SMN	4	4:57.748	DNF	1:11.319	3	63.950
DNF	29	Chris REID	Mini Cooper	1600	SM	1	1:16.324	DNF		0	-
DNS	74	Ian WALSH	Mini Cooper	1600	SMN			DNS		0	-

Margin of Victory	Avg. Speed	Best Lap Tm	Best Speed	Best Lap by
4.032	66.380	1:06.962	68.111	70 - Oliver MORTIMER

Clerk of the Course :

Orbits

Sig : Time :

Chief Timekeeper : Ian Sharp (SMART Timing)

Results available at www.mylaps.com and www.smart-timing.co.uk

Printed: 14/09/2015 17:22:01



SMRC David Leslie Trophy Meeting

Celtic Speed Mini Cooper Cup

Knockhill 1.267 miles

Race 14 - 3rd Race

13/09/2015 16:35

Race (8 Laps) started at 18:09:02

Lap	Time of Day	Lap Tm	S1	S2	S3	S3Spd	SFSpd	Lap	Time of Day	Lap Tm	S1	S2	S3	S3Spd	SFSpd
(70) Oliver MORTIMER															
1	18:10:17.316				20.653		75.572	3	18:12:35.629	1:09.088	22.663	26.158	20.267	84.732	74.070
2	18:11:26.126	1:08.810			20.315		75.148	4	18:13:44.412	1:08.783	22.142	25.919	20.722	83.885	72.706
3	18:12:34.615	1:08.489			20.222		75.064	5	18:14:59.502	1:15.090	29.400	25.660	20.030	85.379	75.402
4	18:13:42.744	1:08.129			19.959		75.572	6	18:16:06.762	1:07.260	21.949	25.265	20.046	84.518	75.148
5	18:14:49.905	1:07.161			19.970		75.148	7	18:17:14.056	1:07.294	21.752	25.729	19.813	84.625	74.981
6	18:15:56.867	1:06.962			19.808		75.402	8	18:18:22.312	1:08.256	21.983	25.970	20.303	82.849	74.070
7	18:17:03.953	1:07.086			20.041		73.826	(38) Scott FORBES							
8	18:18:11.850	1:07.897			20.441		73.989	1	18:10:19.429			26.999	21.438	82.139	73.989
(8) Hannah CHAPMAN															
1	18:10:14.949			26.006	20.518	83.989	75.572	2	18:11:31.229	1:11.800	23.219	27.423	21.158	80.272	73.583
2	18:11:25.310	1:10.361	22.314	27.182	20.865	84.412	74.564	3	18:12:40.352	1:09.123	22.326	26.213	20.584	83.780	73.422
3	18:12:34.084	1:08.774	22.653	25.700	20.421	84.946	75.828	4	18:13:49.498	1:09.146	22.514	26.084	20.548	83.260	74.564
4	18:13:42.935	1:08.851	22.521	26.319	20.011	84.625	76.000	5	18:14:57.416	1:07.918	22.167	25.477	20.274	84.412	74.481
5	18:14:51.562	1:08.627	22.272	26.113	20.242	85.162	75.233	6	18:16:05.393	1:07.977	22.301	25.567	20.109	84.946	75.233
6	18:15:59.740	1:08.178	22.301	25.741	20.136	85.487	75.487	7	18:17:13.315	1:07.922	22.733	25.245	19.944	84.200	74.316
7	18:17:07.671	1:07.931	22.228	25.599	20.104	85.596	74.897	8	18:18:22.797	1:09.482	22.227	26.522	20.733	80.561	74.152
8	18:18:15.882	1:08.211	22.375	25.598	20.238	84.625	73.989	(91) Robbie DALGLEISH							
(20) Kyle REID															
1	18:10:16.724			26.117	20.899	84.732	73.826	1	18:10:19.739			26.617	21.129	83.260	72.627
2	18:11:25.740	1:09.016	22.729	25.796	20.491	84.306	74.399	2	18:11:30.795	1:11.056	23.073	27.287	20.696	80.950	73.262
3	18:12:36.160	1:10.420	23.161	26.931	20.328	82.039	75.148	3	18:12:39.709	1:08.914	22.333	26.096	20.485	83.885	72.864
4	18:13:44.432	1:08.272	21.889	25.835	20.548	85.054	73.182	4	18:13:48.365	1:08.656	22.303	25.835	20.518	83.885	72.864
5	18:14:52.912	1:08.480	22.719	25.392	20.369	84.412	73.664	5	18:14:56.553	1:08.188	22.144	25.881	20.163	84.518	73.989
6	18:16:00.804	1:07.892	22.082	25.773	20.037	84.095	73.989	6	18:16:05.210	1:08.657	22.087	26.154	20.416	85.270	71.239
7	18:17:08.192	1:07.388	21.813	25.475	20.100	83.467	73.989	7	18:17:13.832	1:08.622	23.168	25.474	19.980	84.839	73.907
8	18:18:16.425	1:08.233	22.110	25.779	20.344	82.951	73.826	8	18:18:23.964	1:10.132	21.986	26.510	21.636	81.146	68.268
(27) Lewis CARTER															
1	18:10:16.483			26.082	20.894	84.095	73.583	(6) Daniel DREELAN							
2	18:11:26.160	1:09.677	23.363	25.799	20.515	85.054	74.234	1	18:10:21.074			26.966	20.750	83.363	73.182
3	18:12:36.365	1:10.205	23.300	26.347	20.558	83.675	74.813	2	18:11:31.335	1:10.261	22.662	26.859	20.740	82.240	73.102
4	18:13:45.135	1:08.770	22.364	25.915	20.491	84.732	74.234	3	18:12:41.382	1:10.047	23.557	26.106	20.384	83.363	73.262
5	18:14:53.932	1:08.799	22.810	25.623	20.364	85.162	73.907	4	18:13:50.154	1:08.772	22.467	25.902	20.403	83.467	74.070
6	18:16:01.655	1:07.723	22.342	25.329	20.052	85.054	74.316	5	18:14:59.170	1:09.016	22.505	26.059	20.452	83.157	73.664
7	18:17:09.517	1:07.862	22.146	25.403	20.313	83.885	74.647	6	18:16:07.590	1:08.420	22.833	25.538	20.049	83.780	74.234
8	18:18:17.450	1:07.933	22.120	25.476	20.337	84.412	74.399	7	18:17:16.747	1:09.157	22.741	25.964	20.452	83.054	73.583
(98) Brandon WALSH															
1	18:10:21.007							1	18:10:21.007			26.882	22.202	83.363	68.477
2	18:11:31.412	1:10.405	23.230					2	18:11:31.412	1:11.965	23.230	26.536	20.639	82.341	74.813
3	18:12:43.377	1:11.965						3	18:12:43.377	1:11.965			20.428	84.412	73.826
4	18:13:52.572	1:09.195						4	18:13:52.572	1:09.195			20.192	84.306	73.907
5	18:15:01.394	1:08.822	22.489	25.787	20.364	85.162	73.907	5	18:15:01.394	1:08.822	22.489	25.787	20.546	83.780	73.664
6	18:16:10.430	1:09.036	22.555	25.999	20.482	83.675	73.989	6	18:16:10.430	1:09.036	22.555	25.999	20.482	83.675	73.989
7	18:17:19.687	1:09.257	22.826	26.170	20.261	83.260	74.152	7	18:17:19.687	1:09.257	22.826	26.170	20.261	83.260	74.152
8	18:18:28.540	1:08.853	22.634	25.937	20.282	83.571	73.745	8	18:18:28.540	1:08.853	22.634	25.937	20.282	83.571	73.745
(9) Martin McGEOUGH															
1	18:10:23.746					29.961	27.533	21.209	82.341	73.664					
2	18:11:34.289	1:10.543	22.894	26.749	20.900	83.363	74.316	2	18:11:34.289	1:10.543	22.894	26.749	20.900	83.363	74.316
3	18:12:45.033	1:10.744	23.066	26.903	20.775	83.675	73.745	3	18:12:45.033	1:10.744	23.066	26.903	20.775	83.675	73.745
4	18:13:55.301	1:10.268	23.087	26.675	20.506	84.306	73.583	4	18:13:55.301	1:10.268	23.087	26.675	20.506	84.306	73.583
5	18:15:04.475	1:09.174	22.503	26.152	20.519	83.780	73.745	5	18:15:04.475	1:09.174	22.503	26.152	20.519	83.780	73.745
6	18:16:13.869	1:09.394	22.585	26.123	20.686	83.885	74.481	6	18:16:13.869	1:09.394	22.585	26.123	20.686	83.885	74.481
7	18:17:23.102	1:09.233	22.395	26.442	20.396	82.341	73.502	7	18:17:23.102	1:09.233	22.395	26.442	20.396	82.341	73.502
8	18:18:32.275	1:09.173	22.524	26.324	20.325	84.412	73.826	8	18:18:32.275	1:09.173	22.524	26.324	20.325	84.412	73.826
(26) William BLAKE															
1	18:10:21.363					27.334	21.425	82.442	73.422						
2	18:11:32.511	1:11.148	23.306	26.810	21.032	83.571	73.583	2	18:11:32.511	1:11.148	23.306	26.810	21.032	83.571	73.583
3	18:12:43.425	1:10.914	23.338	26.664	20.912	83.157	72.236	3	18:12:43.425	1:10.914	23.338	26.664	20.912	83.157	72.236
4	18:13:53.524	1:10.099	23.133	26.496	20.470	83.989	74.234	4	18:13:53.524	1:10.099	23.133	26.496	20.470	83.989	74.234
5	18:15:03.064	1:09.540	22.671	26.393	20.476	83.675	74.564	5	18:15:03.064	1:09.540	22.671	26.393	20.476	83.675	74.564
6	18:16:12.495	1:09.431	22.733	26.140	20.558	83.467	73.422	6	18:16:12.495	1:09.431	22.733	26.140	20.558	83.467	73.422
7	18:17:21.729	1:09.234	22.479	26.255	20.500	82.747	74.070	7	18:17:21.729	1:09.234	22.479	26.255	20.500	82.747	74.070
8	18:18:33.520	1:11.791	24.664	26.232	20.895	84.095	72.864	8	18:18:33.520	1:11.791	24.664	26.232	20.895	84.095	72.864
(30) Callum DRYBURGH															
1	18:10:21.958					27.375	21.320	82.645	72.864						
2	18:11:33.220	1:11.262	23.150	26.804	21.308	83.054	72.470	2	18:11:33.220	1:11.262	23.150	26.804	21.308	83.054	72

SMRC David Leslie Trophy Meeting

Celtic Speed Mini Cooper Cup

Knockhill 1.267 miles

Race 14 - 3rd Race

13/09/2015 16:35

Race (8 Laps) started at 18:09:02

Lap	Time of Day	Lap Tm	S1	S2	S3	S3Spd	SFSpd	Lap	Time of Day	Lap Tm	S1	S2	S3	S3Spd	SFSpd
7	18:17:23.524	1:10.427	23.068	26.730	20.629	83.467	74.070								
8	18:18:33.900	1:10.376	22.749	26.296	21.331	82.747	71.850								
(47) Reis ROBERTSON															
1	18:10:20.247			27.441	20.559	83.054	74.234								
2	18:11:31.863	1:11.616	23.123	27.447	21.046	81.441	74.316								
3	18:12:42.312	1:10.449	23.516	26.144	20.789	84.306	74.316								
4	18:13:59.802	1:17.490	27.854	27.916	21.720	82.543	73.422								
5	18:15:09.480	1:09.678	22.916	26.371	20.391	82.849	74.564								
6	18:16:19.537	1:10.057	23.003	26.665	20.389	82.543	74.234								
7	18:17:28.625	1:09.088	22.699	25.789	20.600	84.732	74.647								
8	18:18:37.465	1:08.840	22.849	25.705	20.286	84.200	74.316								
(96) Taeler SHAND															
1	18:10:24.386			27.646	22.351	80.950	70.343								
2	18:11:35.528	1:11.142	23.166	26.918	21.058	81.244	71.620								
3	18:12:46.624	1:11.096	23.160	26.982	20.954	81.540	72.392								
4	18:13:57.020	1:10.396	22.894	26.818	20.684	82.240	72.159								
5	18:15:07.245	1:10.225	23.097	26.570	20.558	82.139	71.927								
6	18:16:17.169	1:09.924	22.550	26.748	20.626	81.938	71.773								
7	18:17:28.371	1:11.202	23.184	26.927	21.091	82.139	71.164								
8	18:18:39.050	1:10.679	23.645	26.140	20.894	82.139	71.315								
(3) Joe TANNER															
1	18:10:16.196			25.982	20.940	82.951	72.314								
2	18:11:25.045	1:08.849	22.380	25.892	20.577	81.938	74.234								
3	18:12:32.734	1:07.689	21.979	25.469	20.241	83.675	74.316								
4	18:13:40.670	1:07.936	22.201	25.466	20.269	84.200	74.564								
5	18:14:48.191	1:07.521	22.100	25.261	20.160	84.412	74.234								
6	18:15:55.726	1:07.535	21.913	25.450	20.172	83.989	74.070								
(7) Jonny DREELAN															
1	18:10:22.380		29.129	27.442	20.930	83.989	74.730								
2	18:11:34.419	1:12.039	23.252	26.688	22.099	84.625	74.564								
3	18:12:45.738	1:11.319	23.656	26.826	20.837	84.518	74.399								
4	18:13:59.936	1:14.198	23.117	26.622	24.459	83.989	34.099								
(29) Chris REID															
1	18:10:18.512			27.065	20.837	83.780	73.745								

Clerk of the Course :

Orbits

Sig : Time :

Chief Timekeeper : Ian Sharp (SMART Timing)

Results available at www.mylaps.com and www.smart-timing.co.uk

Printed: 14/09/2015 17:22:15



SMRC David Leslie Trophy Meeting

Lapchart

Celtic Speed Mini Cooper Cup

Knockhill 1.267 miles

Race 14 - 3rd Race

13/09/2015 16:35

Race (8 Laps) started at 18:09:02

Competitors	Laps								
	1	2	3	4	5	6	7	8	
Hannah CHAPMAN (8)	1	8	3	3	3	3	3	70	70
Morgan MURRAY (11)	2	11	8	8	70	70	70	8	8
Joe TANNER (3)	3	3	11	70	8	8	8	20	20
Lewis CARTER (27)	4	27	20	11	11	20	20	27	27
Kyle REID (20)	5	20	70	1	1	11	27	11	11
Paul BELL (87)	6	87	27	20	20	27	11	87	87
Oliver MORTIMER (70)	7	70	1	27	27	87	87	5	5
Kenneth THIRLWALL (1)	8	1	87	87	87	5	5	38	1
Chris REID (29)	9	29	5	5	5	91	91	91	38
Des WHEATLEY (5)	10	5	91	91	91	38	38	1	91
Scott FORBES (38)	11	38	38	38	38	6	1	6	6
Robbie DALGLEISH (91)	12	91	6	6	6	1	6	98	98
Reis ROBERTSON (47)	13	47	98	47	98	98	98	26	9
Brandon WALSH (98)	14	98	47	98	26	26	26	9	26
Daniel DREELAN (6)	15	6	26	26	30	30	30	30	30
William BLAKE (26)	16	26	30	30	9	9	9	96	47
Callum DRYBURGH (30)	17	30	9	9	96	96	96	47	96
Jonny DREELAN (7)	18	7	7	7	47	47	47		
Martin McGEOUGH (9)	19	9	96	96	7				
Taeler SHAND (96)	20	96							
-	21								

Clerk of the Course :

Orbits

Sig : Time :

Chief Timekeeper : Ian Sharp (SMART Timing)

Results available at www.mylaps.com and www.smart-timing.co.uk

Printed: 14/09/2015 17:22:40



SMRC David Leslie Trophy Meeting

Sorted on Laps

Scottish BMW Compact Cup

Knockhill 1.267 miles

Race 15 - 2nd Race - AMENDED GRID

13/09/2015 17:00

Race (10 Laps) started at 18:28:06

Pos	No.	Name	Make/Model	CC	Class Code	Laps	Total Tm	Diff	Best Tm	In Lap	Best Speed
1	2	Steven DAILLY	BMW Compact	1900	BMWCC	10	11:34.596		1:08.774	5	66.316
2	85	Gary CLARK	BMW Compact	1900	BMWCN	10	11:36.456	1.860	1:08.884	4	66.210
3	87	Andrew WINCHESTER	BMW Compact	1900	BMWCC	10	11:36.982	2.386	1:08.837	10	66.256
4	97	Greig SUTHERLAND	BMW Compact	1900	BMWCN	10	11:37.773	3.177	1:08.105	5	66.968
5	72	Cliff HARPER	BMW Compact	1900	BMWCC	10	11:39.847	5.251	1:09.158	4	65.948
6	45	Calum KING	BMW Compact	1900	BMWCN	10	11:48.831	14.235	1:09.448	6	65.673
7	23	David McNAUGHTON	BMW Compact	1900	BMWCC	10	11:49.986	15.390	1:09.471	6	65.651
8	81	Douglas SIMPSON	BMW Compact	1900	BMWCN	10	11:51.675	17.079	1:09.089	9	66.014
9	14	Lee ELRICK	BMW Compact	1900	BMWCN	10	11:53.208	18.612	1:09.615	9	65.515
10	8	Derek KINGHORN	BMW Compact	1900	BMWCN	10	11:53.618	19.022	1:09.566	9	65.561
11	83	David NOBLE	BMW Compact	1900	BMWCC	10	12:00.129	25.533	1:10.466	4	64.724
12	78	James LESLIE	BMW Compact	1900	BMWCN	10	12:04.271	29.675	1:10.042	10	65.116
13	40	Steven GOLDIE	BMW Compact	1900	BMWCN	10	12:05.789	31.193	1:10.629	10	64.575
14	91	Neil MacINNES	BMW Compact	1900	BMWCN	10	12:06.465	31.869	1:10.261	6	64.913
15	77	Ashleigh MORRIS	BMW Compact	1900	BMWCC	10	12:06.992	32.396	1:10.661	5	64.545
16	76	Jonathan ATKINSON	BMW Compact	1900	BMWCN	10	12:13.905	39.309	1:11.280	10	63.985
17	18	Graham KELLY	BMW Compact	1900	BMWCN	10	12:14.793	40.197	1:11.667	10	63.639
18	5	Colin GILLIESPIE	BMW Compact	1900	BMWCN	10	12:18.840	44.244	1:11.276	10	63.988
19	68	Donald MacCOLL	BMW Compact	1900	BMWCN	10	12:20.563	45.967	1:11.354	7	63.918
20	35	Martin BUCHAN	BMW Compact	1900	BMWCN	10	12:24.422	49.826	1:11.320	4	63.949
21	6	Phil DRYBURGH	BMW Compact	1900	BMWCC	10	12:25.298	50.702	1:10.992	9	64.244
22	28	Robert DRYBURGH	BMW Compact	1900	Guest	10	12:26.672	52.076	1:11.466	10	63.818
23	17	Duncan GRANT	BMW Compact	1900	BMWCN	9	11:48.627	1 Lap	1:15.851	7	60.129
24	66	Ross JOHNSTONE	BMW Compact	1900	BMWCN	9	11:52.809	1 Lap	1:15.545	2	60.372
25	67	Wendy NEWTON	BMW Compact	1900	BMWCN	9	12:16.337	1 Lap	1:19.014	9	57.722

Not classified

DNF	21	Zack RUNCIE	BMW Compact	1900	BMWCC	4	5:20.256	DNF	1:18.413	3	58.164
DNS	75	Michael COURTS	BMW Compact	1900	BMWCN			DNS		0	-
DNS	84	Robert MARSHALL	BMW Compact	1900	BMWCN			DNS		0	-
DNS	7	Steven KING	BMW Compact	1900	BMWCN			DNS		0	-
DNS	92	Carol BROWN	BMW Compact	1900	BMWCC			DNS		0	-

Margin of Victory	Avg. Speed	Best Lap Tm	Best Speed	Best Lap by
1.860	65.662	1:08.105	66.968	97 - Greig SUTHERLAND

Clerk of the Course :

Orbits

Sig : Time :

Chief Timekeeper : Ian Sharp (SMART Timing)

Results available at www.mylaps.com and www.smart-timing.co.uk

Printed: 14/09/2015 17:27:41



SMRC David Leslie Trophy Meeting

Scottish BMW Compact Cup

Knockhill 1.267 miles

Race 15 - 2nd Race - AMENDED GRID

13/09/2015 17:00

Race (10 Laps) started at 18:28:06

Lap	Time of Day	Lap Tm	S1	S2	S3	S3Spd	SFSpd
(2) Steven DAILLY							
1	18:29:18.994			25.945	20.761	86.927	77.761
2	18:30:28.020	1:09.026	22.354	26.102	20.570	87.494	77.761
3	18:31:37.127	1:09.107	22.379	26.116	20.612	87.494	77.851
4	18:32:46.407	1:09.280	22.400	26.190	20.690	87.380	78.214
5	18:33:55.181	1:08.774	22.364	25.854	20.556	88.299	78.032
6	18:35:04.303	1:09.122	22.467	26.120	20.535	87.494	78.397
7	18:36:13.874	1:09.571	22.569	26.393	20.609	87.040	78.488
8	18:37:23.042	1:09.168	22.153	26.215	20.800	88.299	78.580
9	18:38:32.297	1:09.255	22.520	26.025	20.710	88.299	78.123
10	18:39:41.472	1:09.175	22.388	25.907	20.880	88.884	75.487

(85) Gary CLARK							
1	18:29:19.992			26.202	20.715	84.946	76.607
2	18:30:29.368	1:09.376	22.610	26.195	20.571	86.702	76.870
3	18:31:38.592	1:09.224	22.474	25.991	20.759	85.815	76.782
4	18:32:47.476	1:08.884	22.437	25.833	20.614	85.815	76.432
5	18:33:56.751	1:09.275	22.565	25.994	20.716	85.596	76.000
6	18:35:06.048	1:09.297	22.579	26.147	20.571	87.266	77.135
7	18:36:15.406	1:09.358	22.659	26.314	20.385	85.379	77.047
8	18:37:24.666	1:09.260	22.714	26.167	20.379	86.146	77.047
9	18:38:34.321	1:09.655	22.933	26.187	20.535	87.040	76.086
10	18:39:43.332	1:09.011	22.682	26.039	20.290	86.702	76.172

(87) Andrew WINCHESTER							
1	18:29:20.836			26.772	20.729	86.368	76.958
2	18:30:30.186	1:09.350	22.725	26.212	20.413	87.608	77.491
3	18:31:39.538	1:09.352	22.720	26.197	20.435	87.380	77.581
4	18:32:48.877	1:09.339	22.676	26.090	20.573	88.299	77.402
5	18:33:58.083	1:09.206	22.632	26.146	20.428	88.183	77.581
6	18:35:07.136	1:09.053	22.611	26.042	20.400	88.416	77.851
7	18:36:16.448	1:09.312	22.585	26.324	20.403	86.927	77.851
8	18:37:25.458	1:09.010	22.504	26.098	20.408	88.068	78.214
9	18:38:35.021	1:09.563	22.659	26.216	20.688	88.649	77.402
10	18:39:43.858	1:08.837	22.766	25.969	20.102	88.532	77.761

(97) Greig SUTHERLAND							
1	18:29:23.608				20.452	84.946	77.313
2	18:30:34.331	1:10.723	22.960	27.140	20.623	86.590	77.224
3	18:31:44.583	1:10.252	22.694	26.905	20.653	86.590	76.870
4	18:32:53.267	1:08.684	22.087	26.180	20.417	86.257	77.402
5	18:34:01.372	1:08.105	21.898	26.086	20.121	86.702	77.581
6	18:35:09.544	1:08.172	21.897	26.182	20.093	85.925	77.491
7	18:36:18.609	1:09.065	22.001	26.432	20.632	86.814	77.135
8	18:37:27.615	1:09.006	22.398	26.283	20.325	86.368	77.941
9	18:38:36.512	1:08.897	21.985	26.729	20.183	87.494	77.402
10	18:39:44.649	1:08.137	22.141	25.829	20.167	87.837	77.761

(72) Cliff HARPER							
1	18:29:21.404			26.786	20.816	85.162	77.224
2	18:30:31.120	1:09.716	22.754	26.577	20.385	85.379	76.958
3	18:31:40.489	1:09.369	22.564	26.504	20.301	85.706	76.958
4	18:32:49.647	1:09.158	22.437	26.470	20.251	84.518	76.958
5	18:33:58.997	1:09.350	22.673	26.381	20.296	86.479	77.581
6	18:35:08.354	1:09.357	22.872	26.261	20.224	85.925	77.491
7	18:36:18.047	1:09.693	22.709	26.518	20.466	85.596	77.047
8	18:37:28.063	1:10.016	23.224	26.309	20.483	87.494	77.581
9	18:38:37.435	1:09.372	22.395	26.562	20.415	86.702	76.782
10	18:39:46.723	1:09.288	22.573	26.265	20.450	86.035	75.742

(45) Calum KING							
1	18:29:24.569			28.204	21.064	83.989	75.402
2	18:30:34.749	1:10.180	22.680	26.386	21.114	85.162	76.259
3	18:31:45.836	1:11.087	22.549	27.874	20.664	84.095	76.259
4	18:32:55.625	1:09.789	22.567	26.768	20.454	85.270	77.135
5	18:34:05.614	1:09.989	22.604	26.881	20.504	84.839	77.047
6	18:35:15.062	1:09.448	22.677	26.456	20.315	86.927	77.402
7	18:36:25.110	1:10.048	22.752	26.453	20.843	85.270	76.172
8	18:37:35.621	1:10.511	22.644	27.358	20.509	85.487	76.519
9	18:38:45.123	1:09.502	22.634	26.275	20.593	86.368	76.345
10	18:39:55.707	1:10.584	22.606	27.161	20.817	83.571	75.742

(23) David McNAUGHTON							
------------------------------	--	--	--	--	--	--	--

Lap	Time of Day	Lap Tm	S1	S2	S3	S3Spd	SFSpd
1	18:29:23.088			27.239	20.903	85.054	76.172
2	18:30:33.773	1:10.685	23.279	26.666	20.740	85.379	76.000
3	18:31:45.043	1:11.270	23.012	26.822	21.436	85.706	76.086
4	18:32:55.102	1:10.059	22.837	26.699	20.523	85.596	76.607
5	18:34:05.020	1:09.918	22.829	26.407	20.682	86.035	76.432
6	18:35:14.491	1:09.471	22.768	26.046	20.657	86.257	76.345
7	18:36:25.383	1:10.892	22.757	27.393	20.742	85.596	77.313
8	18:37:36.914	1:11.531	23.181	27.574	20.776	83.675	76.519
9	18:38:46.787	1:09.873	22.594	26.695	20.584	85.596	76.782
10	18:39:56.862	1:10.075	22.778	26.559	20.738	86.814	76.172

(81) Douglas SIMPSON							
1	18:29:25.823			28.360	21.664	84.200	76.694
2	18:30:36.984	1:11.161	22.950	27.168	21.043	85.925	75.317
3	18:31:47.368	1:10.384	22.561	26.763	21.060	86.035	76.000
4	18:32:57.574	1:10.206	22.791	26.489	20.926	86.814	76.259
5	18:34:07.978	1:10.404	22.771	26.742	20.891	86.479	76.259
6	18:35:17.934	1:09.956	22.257	26.801	20.898	86.479	77.135
7	18:36:28.419	1:10.485	22.518	27.014	20.953	86.814	76.259
8	18:37:39.774	1:11.355	23.406	27.137	20.812	85.815	76.000
9	18:38:48.863	1:09.089	22.010	26.422	20.657	86.814	75.914
10	18:39:58.551	1:09.688	22.294	26.432	20.962	86.814	76.000

(14) Lee ELRICK							
1	18:29:25.423			28.170	20.990	83.571	75.657
2	18:30:36.285	1:10.862	22.869	27.200	20.793	85.054	76.000
3	18:31:47.015	1:10.730	22.849	26.961	20.920	85.270	75.914
4	18:32:56.844	1:09.829	22.596	26.572	20.661	86.035	76.345
5	18:34:07.181	1:10.337	22.672	26.862	20.803	85.379	75.914
6	18:35:17.593	1:10.412	22.566	27.123	20.723	85.706	76.259
7	18:36:28.418	1:10.825	22.552	27.088	21.185	85.706	75.064
8	18:37:40.520	1:12.102	23.188	27.847	21.067	84.839	76.000
9	18:38:50.135	1:09.615	22.414	26.544	20.657	86.035	75.742
10	18:40:00.084	1:09.949	22.677	26.710	20.562	85.815	76.607

(8) Derek KINGHORN							
1	18:29:26.237			28.043	21.647	83.363	75.064
2	18:30:37.635	1:11.398	23.132	27.273	20.993	83.989	75.914
3	18:31:47.949	1:10.314	22.860	26.499	20.955	85.487	76.086
4	18:32:58.489	1:10.540	22.901	26.551	21.088	84.625	75.572
5	18:34:08.809	1:10.320	22.810	26.746	20.764	84.625	75.487
6	18:35:19.408	1:10.599	22.925	26.819	20.855	84.412	76.519
7	18:36:29.277	1:09.869	22.590	26.494	20.785	85.487	75.657
8	18:37:41.082	1:11.805	23.137	27.461	21.207	83.054	75.914
9	18:38:50.648	1:09.566	22.649	26.137	20.780	85.054	76.259
10	18:40:00.494	1:09.846	22.885	26.195	20.766	84.946	76.000

(83) David NOBLE							
1	18:29:27.249			27.665	21.309	83.157	76.086

SMRC David Leslie Trophy Meeting

Scottish BMW Compact Cup

Knockhill 1.267 miles

Race 15 - 2nd Race - AMENDED GRID

13/09/2015 17:00

Race (10 Laps) started at 18:28:06

Lap	Time of Day	Lap Tm	S1	S2	S3	S3Spd	SFSpd	Lap	Time of Day	Lap Tm	S1	S2	S3	S3Spd	SFSpd
3	18:31:50.884	1:11.278	23.025	26.870	21.383	86.368	76.259	5	18:34:26.200	1:12.719	23.953	27.570	21.196	84.095	75.487
4	18:33:02.685	1:11.801	23.189	27.240	21.372	86.146	75.572	6	18:35:38.235	1:12.035	23.052	27.178	21.805	85.815	74.897
5	18:34:15.055	1:12.370	24.059	27.253	21.058	86.479	76.259	7	18:36:49.589	1:11.354	23.247	27.114	20.993	84.095	75.657
6	18:35:26.351	1:11.296	23.490	26.890	20.916	86.035	76.172	8	18:38:02.004	1:12.415	22.919	27.989	21.507	83.989	76.432
7	18:36:37.318	1:10.967	23.179	26.932	20.856	86.814	76.519	9	18:39:13.925	1:11.921	23.258	27.677	20.986	84.518	75.742
8	18:37:49.127	1:11.809	23.276	27.280	21.253	86.368	76.432	10	18:40:27.439	1:13.514	23.005	27.342	23.167	84.946	71.391
9	18:39:02.036	1:12.909	23.356	28.177	21.376	85.815	76.259	(35) Martin BUCHAN							
10	18:40:12.665	1:10.629	22.827	26.886	20.916	86.702	76.694	1	18:29:31.474		28.953	28.965	21.961	83.989	75.233
(91) Neil MacINNES								2	18:30:46.090	1:14.616	23.785	28.795	22.036	84.946	75.402
1	18:29:31.101		27.417	28.720	21.837	84.518	76.259	3	18:32:03.554	1:17.464	23.428	32.820	21.216	83.780	75.487
2	18:30:44.957	1:13.856	23.661	28.391	21.804	81.048	75.657	4	18:33:14.874	1:11.320	23.210	27.097	21.013	84.306	75.572
3	18:31:56.824	1:11.867	23.213	27.356	21.298	86.927	76.345	5	18:34:26.848	1:11.974	23.181	27.550	21.243	84.200	75.742
4	18:33:07.763	1:10.939	23.166	26.635	21.138	86.479	76.259	6	18:35:44.727	1:17.879	23.246	33.563	21.070	84.306	75.657
5	18:34:18.358	1:10.595	23.083	26.491	21.021	87.153	76.607	7	18:36:56.576	1:11.849	23.475	27.343	21.031	82.951	75.064
6	18:35:28.619	1:10.261	23.050	26.347	20.864	87.266	76.958	8	18:38:07.938	1:11.362	23.159	27.074	21.129	83.780	75.657
7	18:36:39.913	1:11.294	23.124	26.813	21.357	86.479	77.224	9	18:39:19.396	1:11.458	23.185	27.219	21.054	85.054	76.607
8	18:37:51.214	1:11.301	23.017	27.177	21.107	87.380	76.782	10	18:40:31.298	1:11.902	23.195	27.693	21.014	84.625	76.000
9	18:39:02.631	1:11.417	22.958	27.054	21.405	85.706	76.172	(6) Phil DRYBURGH							
10	18:40:13.341	1:10.710	23.510	26.326	20.874	87.380	76.782	1	18:29:34.082		30.087	29.448	22.077	82.341	73.989
(77) Ashleigh MORRIS								2	18:30:48.581	1:14.499	24.034	28.648	21.817	83.675	74.481
1	18:29:29.298		29.007	28.431	21.470	83.989	75.064	3	18:32:02.686	1:14.105	24.180	28.572	21.353	82.747	74.897
2	18:30:42.169	1:12.871	24.172	27.889	20.810	85.162	74.897	4	18:33:14.064	1:11.378	22.980	27.384	21.014	84.412	75.487
3	18:31:54.786	1:12.617	23.449	28.190	20.978	85.815	75.487	5	18:34:25.699	1:11.635	23.135	27.228	21.272	83.989	75.233
4	18:33:06.402	1:11.616	23.382	27.404	20.830	84.412	75.487	6	18:35:46.283	1:20.584	23.136	27.246	30.202	84.839	75.233
5	18:34:17.063	1:10.661	23.158	26.819	20.684	87.040	75.914	7	18:36:57.705	1:11.422	23.035	27.247	21.140	85.270	74.730
6	18:35:28.117	1:11.054	23.192	26.974	20.888	86.590	75.914	8	18:38:09.270	1:11.565	23.848	26.763	20.954	86.257	75.487
7	18:36:39.352	1:11.235	23.177	27.130	20.928	85.162	76.000	9	18:39:20.262	1:10.992	22.705	27.117	21.170	84.732	75.572
8	18:37:50.745	1:11.393	23.187	27.434	20.772	85.925	76.086	10	18:40:32.174	1:11.912	22.823	27.479	21.610	83.989	75.572
9	18:39:02.752	1:12.007	23.082	27.411	21.514	84.732	76.958	(28) Robert DRYBURGH							
10	18:40:13.868	1:11.116	23.684	26.830	20.602	86.368	76.782	1	18:29:33.078		31.628	29.873	22.024	85.270	75.914
(76) Jonathan ATKINSON								2	18:30:47.887	1:14.809	24.598	28.535	21.676	85.270	76.519
1	18:29:30.014		28.257	21.701	84.306	75.233	3	18:32:05.461	1:17.574	25.379	30.239	21.956	83.989	76.345	
2	18:30:45.974	1:15.960	24.121	29.055	22.784	74.897	74.813	4	18:33:19.081	1:13.620	24.133	27.822	21.665	85.815	76.607
3	18:31:58.905	1:12.931	23.942	27.880	21.109	85.054	76.000	5	18:34:31.877	1:12.796	23.635	27.894	21.267	86.035	76.782
4	18:33:10.426	1:11.521	23.258	27.220	21.043	85.379	76.086	6	18:35:45.548	1:13.671	23.583	28.591	21.497	84.732	77.047
5	18:34:22.517	1:12.091	23.281	27.339	21.471	85.596	75.402	7	18:36:57.773	1:12.225	23.365	27.341	21.519	86.702	77.224
6	18:35:34.118	1:11.601	23.198	27.138	21.265	85.815	73.102	8	18:38:10.389	1:12.616	24.127	27.360	21.129	86.927	76.782
7	18:36:46.122	1:12.004	23.425	27.336	21.243	86.035	75.487	9	18:39:22.082	1:11.693	23.462	27.092	21.139	86.257	77.313
8	18:37:57.504	1:11.382	23.135	27.115	21.132	85.925	76.432	10	18:40:33.548	1:11.466	23.257	27.389	20.820	86.479	77.135
9	18:39:09.501	1:11.997	23.492	27.446	21.059	85.487	75.914	(17) Duncan GRANT							
10	18:40:20.781	1:11.280	23.141	27.138	21.001	85.270	74.897	1	18:29:37.526		30.170	30.531	23.108	77.581	73.342
(18) Graham KELLY								2	18:30:53.952	1:16.426	24.859	28.917	22.650	82.645	71.164
1	18:29:30.846		28.697	21.831	84.732	76.259	3	18:32:09.901	1:15.949	24.625	29.003	22.321	82.442	74.234	
2	18:30:44.509	1:13.663	23.694	28.549	21.420	85.270	76.172	4	18:33:26.224	1:16.323	24.870	28.904	22.549	83.054	72.081
3	18:31:57.297	1:12.788	23.177	27.391	22.220	86.146	76.086	5	18:34:42.262	1:16.038	25.289	28.598	22.151	83.260	73.502
4	18:33:09.193	1:11.896	23.241	27.395	21.260	86.590	77.761	6	18:36:03.018	1:20.756	24.468	34.310	21.978	81.441	72.549
5	18:34:21.254	1:12.061	23.439	27.394	21.228	86.927	77.671	7	18:37:18.869	1:15.851	24.575	28.859	22.417	81.739	73.182
6	18:35:33.548	1:12.294	23.415	27.435	21.444	86.590	77.761	8	18:38:38.062	1:19.193	24.887	29.312	24.994	80.950	71.543
7	18:36:45.289	1:11.741	23.368	27.145	21.228	86.702	77.581	9	18:39:55.503	1:17.441	25.225	29.532	22.684	81.441	72.706
8	18:37:57.114	1:11.825	23.096	27.265	21.464	85.162	77.671	(66) Ross JOHNSTONE							
9	18:39:10.002	1:12.888	23.866	27.872	21.150	86.368	77.941	1	18:29:36.135				22.732		
10	18:40:21.669	1:11.667	23.200	27.196	21.271	87.380	76.694	2	18:30:51.680	1:15.545			22.308		
(5) Colin GILLIESPIE								3	18:32:07.862	1:16.182			22.002		
1	18:29:32.912		31.862	29.389	22.301	83.571	74.897	4	18:33:24.521	1:16.659			22.829		
2	18:30:47.089	1:14.177	23.561	29.045	21.571	82.849	75.742	5	18:34:48.988	1:24.467			22.067		
3	18:32:00.514	1:13.425	23.450	29.044	20.931	86.479	76.782	6	18:36:05.731	1:16.743					
4	18:33:13.019	1:12.505	23.596	27.889	21.020	85.925	76.782	7	18:37:21.360	1:15.629			22.169		
5	18:34:24.976	1:11.957	23.622	27.261	21.074	86.479	76.870	8	18:38:40.493	1:19.133					
6	18:35:36.824	1:11.848	23.140	27.259	21.449	87.153	75.742	9	18:39:59.685	1:19.192			24.118		
7	18:36:48.787	1:11.963	23.359	27.303	21.301	85.925	76.259	(67) Wendy NEWTON							
8	18:38:01.637	1:12.850	23.312	28.086	21.452	85.379	76.432	1	18:29:41.292		32.151	32.030	23.953	77.941	71.013
9	18:39:14.440	1:12.803	23.199	28.042	21.562	84.946	77.761	2	18:31:01.662	1:20.370	26.292	30.890	23.188	79.417	71.696
10	18:40:25.716	1:11.276	23.077	27.100	21.099	85.379	75.742	3	18:32:21.690	1:20.028	26.311	30.633	23.084	79.323	71.089
(68) Donald MacCOLL								4	18:33:41.211	1:19.521	26.249	30.342	22.930	79.230	71.543
1	18:29:31.840		27.711	29.161	21.790	83.054	74.564	5	18:35:00.578	1:19.367	26.209	30.353	22.805	80.081	72.004
2	18:30:47.19														

SMRC David Leslie Trophy Meeting

Scottish BMW Compact Cup

Knockhill 1.267 miles

Race 15 - 2nd Race - AMENDED GRID

13/09/2015 17:00

Race (10 Laps) started at 18:28:06

Lap	Time of Day	Lap Tm	S1	S2	S3	S3Spd	SFSpd	Lap	Time of Day	Lap Tm	S1	S2	S3	S3Spd	SFSpd
9	18:40:23.213	1:19.014	25.767	29.655	23.592	80.176	71.773								
(21) Zack RUNCIE															
1	18:29:28.008			27.887	22.241	82.442	71.620								
2	18:30:46.534	1:18.526	25.548	29.402	23.576	79.323	70.565								
3	18:32:04.947	1:18.413	25.658	29.883	22.872	78.580	70.863								
4	18:33:27.132	1:22.185	25.961	30.176	26.048	75.233	32.719								

Clerk of the Course :

Orbits

Sig : Time :

Chief Timekeeper : Ian Sharp (SMART Timing)

Results available at www.mylaps.com and www.smart-timing.co.uk

Printed: 14/09/2015 17:28:03



SMRC David Leslie Trophy Meeting

Lapchart


Scottish BMW Compact Cup

Knockhill 1.267 miles

Race 15 - 2nd Race - AMENDED GRID

13/09/2015 17:00

Race (10 Laps) started at 18:28:06



Competitors	Laps									
	1	2	3	4	5	6	7	8	9	10
Steven DAILLY (2)	1	2	2	2	2	2	2	2	2	2
Gary CLARK (85)	2	85	85	85	85	85	85	85	85	85
Andrew WINCHESTER (87)	3	87	87	87	87	87	87	87	87	87
Cliff HARPER (72)	4	72	72	72	72	72	72	97	97	97
David McNAUGHTON (23)	5	23	23	97	97	97	97	72	72	72
Greig SUTHERLAND (97)	6	97	97	23	23	23	23	45	45	45
Calum KING (45)	7	45	45	45	45	45	23	23	23	23
Lee ELRICK (14)	8	14	14	14	14	14	14	81	81	81
Douglas SIMPSON (81)	9	81	81	81	81	81	81	14	14	14
Derek KINGHORN (8)	10	8	8	8	8	8	8	8	8	8
David NOBLE (83)	11	83	83	83	83	83	83	83	83	83
Zack RUNCIE (21)	12	21	40	40	40	40	40	78	78	78
Steven GOLDIE (40)	13	40	77	78	78	78	78	40	40	40
James LESLIE (78)	14	78	78	77	77	77	77	77	91	91
Ashleigh MORRIS (77)	15	77	18	91	91	91	91	91	77	77
Jonathan ATKINSON (76)	16	76	91	18	18	18	18	18	76	76
Graham KELLY (18)	17	18	76	76	76	76	76	76	18	18
Neil MacINNES (91)	18	91	35	5	5	5	5	5	68	5
Martin BUCHAN (35)	19	35	21	68	68	6	68	68	68	5
Donald MacCOLL (68)	20	68	5	6	6	68	35	35	35	35
Colin GILLIESPIE (5)	21	5	68	35	35	35	28	6	6	6
Robert DRYBURGH (28)	22	28	28	21	28	28	6	28	28	28
Phil DRYBURGH (6)	23	6	6	28	66	17	17	17	17	17
Ross JOHNSTONE (66)	24	66	66	66	17	66	66	66	66	66
Duncan GRANT (17)	25	17	17	17	21	67	67	67	67	67
Wendy NEWTON (67)	26	67	67	67	67					
-	27									
-	28									
-	29									
-	30									

Clerk of the Course :

Orbits

Sig : Time :
 Chief Timekeeper : Ian Sharp (SMART Timing)
 Results available at www.mylaps.com and www.smart-timing.co.uk
 Printed: 14/09/2015 17:28:28



SMRC David Leslie Trophy Meeting**Sorted on Laps**

Scottish Saloons & Sportscars Championship

Knockhill 1.267 miles

Race 16 - 2nd Race

13/09/2015 17:20

Race (10 Laps) started at 18:48:15

Pos	No.	Name	Make/Model	CC	Class Code	Laps	Total Tm	Diff	Best Tm	In Lap	Best Speed
1	88	Ian DONALDSON	Mitsubishi Evo	2000	A1	10	9:36.297		56.709	2	80.425
2	8	Finlay CROCKER	Seat Leon Eurocup	2000	A2	10	10:00.250	23.953	59.039	6	77.251
3	15	Garry WATSON	Westfield	2200	Guest	10	10:00.575	24.278	57.197	10	79.739
4	55	Fiona KINDNESS	Subaru Impreza	2350	A1	10	10:36.002	59.705	1:02.113	5	73.428
5	56	Adam KINDNESS	Subaru Impreza STi	2000T	A1	9	9:36.564	1 Lap	1:01.328	3	74.368
6	35	Andrew MACKIE	Mitsubishi Evo	2000	B1	9	9:42.752	1 Lap	1:03.691	9	71.609
7	69	Thomson McINTYRE	Subaru Impreza	2000	B1	9	9:43.726	1 Lap	1:03.600	4	71.711
8	38	Barry FORBES	Seat Ibiza Cupra	1800	B1	9	9:53.687	1 Lap	1:04.098	9	71.154
9	89	William ROBSON	Ford Focus RS	2500	B1	9	10:16.156	1 Lap	1:05.607	3	69.518
10	51	Roddie PATERSON	Caterham	2300	A3	9	10:17.866	1 Lap	1:04.903	3	70.272
11	30	Ben LYONS	BMW 323i	2500	Guest	9	10:20.321	1 Lap	1:07.317	9	67.752
12	80	Iain SINCLAIR	Westfield	1998	B2	9	11:11.255	1 Lap	1:09.656	3	65.477
13	68	John KENNEDY	Subaru	2000T	B1	8	9:52.772	2 Laps	1:10.698	8	64.512
14	92	Michael KELLY	Mazda MX5	1600	MX5	8	10:20.000	2 Laps	1:15.346	2	60.532
15	93	David SMAIL	Mazda MX5	1600	MX5	8	10:44.858	2 Laps	1:17.433	7	58.900

Not classified

DNF	59	Gary WAIT	Ford Sierra Cosworth	2000	A2	7	8:25.450	DNF	1:07.654	2	67.414
DNS	44	Allister McMILLAN	Nissan Primera	2000	A1			DNS		0	-
DNS	14	Charlie SHAW	Ford Focus	2000T	Guest			DNS		0	-
DNS	4	Mark DAWSON	VW Corrado	1900	B1			DNS		0	-

Margin of Victory	Avg. Speed	Best Lap Tm	Best Speed	Best Lap by
23.953	79.140	56.709	80.425	88 - Ian DONALDSON

Clerk of the Course :

Orbits

Sig : Time :

Chief Timekeeper : Ian Sharp (SMART Timing)

Results available at www.mylaps.com and www.smart-timing.co.uk

Printed: 14/09/2015 17:55:26



SMRC David Leslie Trophy Meeting

Scottish Saloons & Sportscars Championship

Knockhill 1.267 miles

Race 16 - 2nd Race

13/09/2015 17:20

Race (10 Laps) started at 18:48:15

Lap	Time of Day	Lap Tm	S1	S2	S3	S3Spd	SFSpd	Lap	Time of Day	Lap Tm	S1	S2	S3	S3Spd	SFSpd
(88) Ian DONALDSON															
1	18:49:15.597			21.625	16.689	120.915	109.653	3	18:51:33.042	1:03.610			18.107	109.474	102.298
2	18:50:12.306	56.709	18.443	21.796	16.470	120.480	110.012	4	18:52:36.642	1:03.600			17.926		101.678
3	18:51:09.663	57.357	18.648	21.916	16.793	119.196	109.296	5	18:53:40.786	1:04.144			18.290	110.374	100.310
4	18:52:07.442	57.779	18.623	22.295	16.861	120.049	108.764	6	18:54:45.849	1:05.063			18.241	105.184	97.399
5	18:53:04.442	57.000	18.375	21.894	16.731	122.014	108.764	7	18:55:51.486	1:05.637	21.329	24.515	18.137	112.033	99.863
6	18:54:01.956	57.514	18.559	21.892	17.063	120.265	107.717	8	18:56:55.863	1:04.377			18.533	102.926	99.419
7	18:54:59.515	57.559	18.768	22.025	16.766	119.409	108.413	9	18:57:59.657	1:03.794			18.072	108.941	99.272
8	18:55:56.635	57.120	18.538	22.015	16.567	117.733	108.941	(38) Barry FORBES							
9	18:56:54.864	58.229	18.917	22.193	17.119	112.597	109.118	1	18:49:28.058			25.629	19.195	101.218	86.590
10	18:57:52.228	57.364	18.514	21.752	17.098	120.265	108.588	2	18:50:35.077	1:07.019	22.750	25.091	19.178	100.914	85.815
(8) Finlay CROCKER															
1	18:49:19.298			22.601	17.394	106.351	96.976	3	18:51:40.111	1:05.034	21.658	24.691	18.685	101.371	87.608
2	18:50:18.444	59.146	19.275	22.348	17.523	107.201	96.558	4	18:52:45.022	1:04.911	21.023	25.220	18.668	100.460	88.299
3	18:51:18.071	59.627	19.089	22.621	17.917	106.183	96.005	5	18:53:49.835	1:04.813	21.325	24.798	18.690	102.142	87.380
4	18:52:17.765	59.694	19.190	22.350	18.154	107.717	96.976	6	18:54:55.276	1:05.441	21.425	25.523	18.493	99.714	89.836
5	18:53:18.027	1:00.262	19.899	23.693	17.580	107.372	97.399	7	18:56:00.801	1:05.525	21.611	25.116	18.798	101.371	88.299
6	18:54:17.066	59.039	19.060	22.438	17.541	106.520	97.117	8	18:57:05.520	1:04.719	21.215	24.782	18.722	101.987	86.814
7	18:55:17.454	1:00.388	18.915	23.827	17.646	107.890	97.824	9	18:58:09.618	1:04.098	21.144	24.829	18.125	101.987	87.494
8	18:56:16.846	59.392	19.041	22.827	17.524	108.064	96.697	(89) William ROBSON							
9	18:57:16.428	59.582	19.366	22.746	17.470	107.544	97.257	1	18:49:35.242			27.785	19.794	100.011	94.785
10	18:58:16.181	59.753	19.319	22.776	17.658	107.372	96.976	2	18:50:43.225	1:07.983	22.750	26.554	18.679	102.142	95.868
(15) Garry WATSON															
1	18:49:19.035			23.750	16.840	111.105	107.890	3	18:51:48.832	1:05.607	21.714	25.243	18.650	106.520	98.254
2	18:50:28.726	1:09.691	20.048	22.681	26.962	117.940	101.371	4	18:52:54.774	1:05.942	21.677	25.467	18.798	103.402	95.731
3	18:51:29.466	1:00.740	20.454	23.609	16.677	115.107	109.118	5	18:54:00.519	1:05.745	21.388	26.051	18.306	107.372	96.976
4	18:52:28.601	59.135	19.526	23.085	16.524	117.321	108.941	6	18:55:08.610	1:08.091	22.908	26.498	18.685	98.543	96.419
5	18:53:27.098	58.497	19.168	22.801	16.528	117.940	109.474	7	18:56:15.442	1:06.832	22.275	25.843	18.714	100.161	94.651
6	18:54:25.310	58.212	19.459	22.398	16.355	118.565	109.296	8	18:57:24.270	1:08.828	22.806	27.335	18.687	102.611	97.540
7	18:55:23.692	58.382	19.015	22.962	16.405	118.775	109.296	9	18:58:32.087	1:07.817	22.766	26.409	18.642	97.540	97.117
8	18:56:21.625	57.933	19.093	22.206	16.634	117.940	110.012	(51) Roddie PATERSON							
9	18:57:19.309	57.684	19.116	22.393	16.175	118.985	109.832	1	18:49:35.742			27.796	19.291	96.697	94.919
10	18:58:16.506	57.197	18.985	22.156	16.056	119.196	110.012	2	18:50:44.466	1:08.724	23.020	26.509	19.195	95.459	98.833
(55) Fiona KINDNESS															
1	18:49:25.037			24.883	18.401	109.653	100.611	3	18:51:49.369	1:04.903	21.912	24.676	18.315	105.515	101.218
2	18:50:28.150	1:03.113	21.366	23.764	17.983	110.556	103.242	4	18:52:55.456	1:06.087	21.889	25.764	18.434	100.460	101.218
3	18:51:30.742	1:02.592	20.780	23.792	18.020	106.859	103.561	5	18:54:02.117	1:06.661	21.950	26.343	18.368	102.926	95.731
4	18:52:32.986	1:02.244	20.271	23.703	18.270	106.183	100.914	6	18:55:09.983	1:07.866	22.170	26.619	19.077	94.785	92.690
5	18:53:35.099	1:02.113	20.614	23.805	17.694	108.413	101.218	7	18:56:18.351	1:08.368	22.288	25.994	20.086	98.688	92.562
6	18:54:38.062	1:02.963	21.274	23.948	17.741	103.084	101.371	8	18:57:26.526	1:08.175	22.467	26.977	18.731	96.976	93.857
7	18:55:41.826	1:03.764	20.875	25.153	17.736	102.454	99.863	9	18:58:33.797	1:07.271	22.279	26.086	18.906	100.460	95.731
8	18:56:45.205	1:03.379	20.498	24.547	18.334	100.611	95.459	(30) Ben LYONS							
9	18:57:49.244	1:04.039	20.952	24.951	18.136	103.561	99.419	1	18:49:31.987			26.602	20.013	94.518	84.412
10	18:58:51.933	1:02.689	20.719	23.762	18.208	106.689	96.281	2	18:50:39.559	1:07.572	22.073	25.809	19.690	95.053	84.412
(56) Adam KINDNESS															
1	18:49:25.434			24.378	24.708	114.910	101.218	3	18:51:47.163	1:07.604	22.172	25.809	19.623	95.595	83.989
2	18:50:27.127	1:01.693	20.102	24.059	17.532	114.129	100.762	4	18:52:54.820	1:07.657	22.138	25.764	19.755	96.005	83.885
3	18:51:28.455	1:01.328	20.073	23.747	17.508	113.357	98.979	5	18:54:04.985	1:10.165	23.790	26.511	19.864	95.595	84.306
4	18:52:33.508	1:05.053	20.279	24.512	20.262	112.786	99.566	6	18:55:13.231	1:08.246	22.359	26.305	19.582	96.143	84.732
5	18:53:35.770	1:02.262	20.728	23.915	17.619	111.846	102.454	7	18:56:21.414	1:08.183	22.127	26.071	19.985	95.731	83.780
6	18:54:39.830	1:04.060	21.584	23.718	18.758	93.595	97.117	8	18:57:28.935	1:07.521	22.040	25.656	19.825	96.419	83.571
7	18:55:43.312	1:03.482	21.327	24.680	17.475	110.012	101.371	9	18:58:36.252	1:07.317	21.650	25.767	19.900	96.143	85.270
8	18:56:49.945	1:06.633	23.958	24.852	17.823	109.653	90.077	(80) Iain SINCLAIR							
9	18:57:52.495	1:02.550	20.892	23.527	18.131	115.305	98.833	1	18:49:34.444			27.501	20.043	95.595	88.767
(35) Andrew MACKIE															
1	18:49:24.039				18.202		98.688	2	18:50:46.052	1:11.608	23.132	27.108	21.368	90.198	86.927
2	18:50:28.811	1:04.772	21.206	24.816	18.750	107.030	97.682	3	18:51:55.708	1:09.656	23.199	26.661	19.796	96.419	90.198
3	18:51:32.988	1:04.177			18.324	108.588	97.967	4	18:53:05.622	1:09.914	22.464	27.042	20.408	92.054	84.732
4	18:52:37.459	1:04.471		24.458	18.454	108.413	97.399	5	18:54:16.908	1:11.286	23.251	27.530	20.505	91.055	79.890
5	18:53:41.297	1:03.838			18.400	107.030	97.540	6	18:55:29.737	1:12.829	23.645	28.986	20.198	95.868	83.363
6	18:54:46.287	1:04.990	21.660	24.941	18.389	107.201	98.254	7	18:56:41.234	1:11.497	24.009	27.427	20.061	94.385	85.596
7	18:55:51.229	1:04.942			18.262	105.184	97.257	8	18:57:52.028	1:10.794	23.032	27.574	20.188	91.928	85.270
8	18:56:54.992	1:03.763			18.125	106.015	97.257	9	18:59:27.186	1:35.158	28.775	36.590	29.793	60.786	31.805
9	18:57:58.683	1:03													

SMRC David Leslie Trophy Meeting

Scottish Saloons & Sportscars Championship

Knockhill 1.267 miles

Race 16 - 2nd Race

13/09/2015 17:20

Race (10 Laps) started at 18:48:15

Lap	Time of Day	Lap Tm	S1	S2	S3	S3Spd	SFSpd	Lap	Time of Day	Lap Tm	S1	S2	S3	S3Spd	SFSpd
1	18:49:39.428			30.087	21.996	81.146	73.102								
2	18:50:54.774	1:15.346	24.423	29.134	21.789	81.739	73.422								
3	18:52:10.265	1:15.491	24.496	28.353	22.642	82.442	73.022								
4	18:53:26.245	1:15.980	24.810	29.109	22.061	82.442	72.785								
5	18:54:42.955	1:16.710	24.890	29.101	22.719	82.240	72.785								
6	18:56:01.144	1:18.189	26.525	29.459	22.205	82.139	72.706								
7	18:57:18.955	1:17.811	25.247	29.089	23.475	82.240	73.422								
8	18:58:35.931	1:16.976	25.071	29.254	22.651	82.139	74.152								

(93) David SMAIL

1	18:49:42.146			29.728	22.172	80.561	70.640
2	18:51:02.047	1:19.901	28.649	29.453	21.799	80.853	71.773
3	18:52:22.414	1:20.367	25.212	32.350	22.805	77.761	70.565
4	18:53:41.715	1:19.301	25.547	30.982	22.772	76.870	70.196
5	18:55:01.724	1:20.009	25.763	31.370	22.876	76.432	70.417
6	18:56:22.564	1:20.840	25.719	30.707	24.414	73.907	68.828
7	18:57:39.997	1:17.433	26.182	29.182	22.069	79.890	71.927
8	18:59:00.789	1:20.792	25.284	30.655	24.853	74.481	71.013

(59) Gary WAIT

1	18:49:29.540				19.871	109.118	89.596
2	18:50:37.194	1:07.654			22.956	111.290	66.907
3	18:51:45.969	1:08.775			22.366	105.515	70.196
4	18:52:56.060	1:10.091			26.156		81.048
5	18:54:04.547	1:08.487			21.997	109.118	79.890
6	18:55:27.440	1:22.893			26.191	104.043	70.491
7	18:56:41.381	1:13.941			21.649		31.565

Clerk of the Course :

Orbits

Sig : Time :

Chief Timekeeper : Ian Sharp (SMART Timing)

Results available at www.mylaps.com and www.smart-timing.co.uk

Printed: 14/09/2015 17:55:59



SMRC David Leslie Trophy Meeting

Lapchart

Scottish Saloons & Sportscars Championship

Knockhill 1.267 miles

Race 16 - 2nd Race

13/09/2015 17:20

Race (10 Laps) started at 18:48:15

Competitors	Laps									
	1	2	3	4	5	6	7	8	9	10
Ian DONALDSON (88)	1	88	88	88	88	88	88	88	88	88
Garry WATSON (15)	2	15	8	8	8	8	8	8	8	8
Finlay CROCKER (8)	3	8	56	56	15	15	15	15	15	15
Andrew MACKIE (35)	4	35	55	15	55	55	55	55	55	55
Thomson McINTYRE (69)	5	69	15	55	56	56	56	56	56	56
Fiona KINDNESS (55)	6	55	35	35	69	69	69	35	35	35
Adam KINDNESS (56)	7	56	69	69	35	35	35	69	69	69
Barry FORBES (38)	8	38	38	38	38	38	38	38	38	38
Gary WAIT (59)	9	59	59	59	89	89	89	89	89	89
Ben LYONS (30)	10	30	30	30	30	51	51	51	51	51
Iain SINCLAIR (80)	11	80	89	89	51	59	30	30	30	30
William ROBSON (89)	12	89	51	51	59	30	59	80	80	80
Roddie PATERSON (51)	13	51	80	80	80	80	80	59	68	68
Michael KELLY (92)	14	92	92	68	68	68	68	68	92	92
David SMAIL (93)	15	93	68	92	92	92	92	92	93	93
John KENNEDY (68)	16	68	93	93	93	93	93	93		
-	17									
-	18									
-	19									

Clerk of the Course :

Orbits

Sig : Time :

Chief Timekeeper : Ian Sharp (SMART Timing)

Results available at www.mylaps.com and www.smart-timing.co.uk

Printed: 14/09/2015 17:56:29



SMRC David Leslie Trophy Meeting

Sorted on Laps

Scottish FF1600 & BRSCC Avon Tyres FF1600

Knockhill 1.267 miles

Race 17

13/09/2015 17:45

Race (10 Laps) started at 19:04:49

Pos	No.	Name	Make/Model	CC	Class Code	Laps	Total Tm	Diff	Best Tm	In Lap	Best Speed
1	78	Adam MacKAY	Ray GR14	1600	FF16A	10	10:31.959		1:01.769	8	73.837
2	25	Neil MacLENNAN	Ray GR09	1600	FF16A-N	10	10:34.395	2.436	1:02.601	5	72.856
3	50	Jamie THORBURN	Ray GR15	1600	FF16A-N	10	10:43.145	11.186	1:03.204	10	72.161
4	6	Sebastian MELROSE	Ray GR14	1600	FF16A-N	10	10:44.180	12.221	1:03.447	5	71.884
5	33	Jordan GRONKOWSKI	Van Diemen JL012	1600	FF16A	10	10:45.289	13.330	1:02.574	8	72.887
6	92	Matthew CHISHOLM	Van Diemen RF92	1600	FF16B	10	10:57.181	25.222	1:03.716	4	71.581
7	3	Neil BROOME	Swift SC93C	1600	FF16B	10	10:58.161	26.202	1:04.358	4	70.867
8	70	David THORBURN	Ray GR15	1600	FF16A	10	11:01.997	30.038	1:04.248	6	70.988
9	99	Stephen BARLOW	Ray 98	1600	FF16A-N	10	11:11.603	39.644	1:05.428	6	69.708
10	77	Fraser GRAY	Ray GR14	1600	FF16A-N	10	11:11.954	39.995	1:04.686	7	70.507
11	79	Phil HOOKER	Ray GR14	1600	FF16A-N	10	11:17.224	45.265	1:04.991	6	70.176
12	55	Sam McKENZIE	Ray GR08	1600	Guest	10	11:18.472	46.513	1:04.928	10	70.245
13	16	Ivor MAIRS	Mondiale	1600	FF16B	10	11:26.278	54.319	1:07.413	8	67.655
14	117	Andrew McGREGOR	Van Diemen RF86	1600	Guest	10	11:31.627	59.668	1:07.061	7	68.010

Not classified

DNF	41	Colin TURNER	Van Diemen RF93	1600	FF16B	7	8:04.913	DNF	1:07.276	5	67.793
DNS	22	Patrick DUSSAULT	Ray GR14	1600	AFFA			DNS		0	-

Announcements

Car No.78 - Racetime includes 5 second time penalty - Track limits.

Margin of Victory	Avg. Speed	Best Lap Tm	Best Speed	Best Lap by
2.436	72.170	1:01.769	73.837	78 - Adam MacKAY

Clerk of the Course :

Orbits

Sig : Time :

Chief Timekeeper : Ian Sharp (SMART Timing)

Results available at www.mylaps.com and www.smart-timing.co.uk

Printed: 14/09/2015 17:40:01



SMRC David Leslie Trophy Meeting

Scottish FF1600 & BRSCC Avon Tyres FF1600

Knockhill 1.267 miles

Race 17

13/09/2015 17:45

Race (10 Laps) started at 19:04:49

Lap	Time of Day	Lap Tm	S1	S2	S3	S3Spd	SFSpd
(78) Adam MacKAY							
1	19:05:54.706			24.172	18.277	98.979	89.358
2	19:06:57.572	1:02.866	20.714	24.018	18.134	99.863	90.077
3	19:08:00.267	1:02.695	20.552	23.940	18.203	100.161	90.077
4	19:09:02.621	1:02.354	20.620	23.619	18.115	100.914	90.320
5	19:10:05.167	1:02.546	20.783	23.635	18.128	101.066	90.686
6	19:11:07.415	1:02.248	20.613	23.412	18.223	101.218	90.198
7	19:12:09.556	1:02.141	20.420	23.626	18.095	101.524	91.055
8	19:13:11.325	1:01.769	20.240	23.391	18.138	101.524	91.055
9	19:14:13.655	1:02.330	20.400	23.640	18.290	101.678	90.686
10	19:15:16.051	1:02.396	20.526	23.679	18.191	100.762	91.179

(25) Neil MacLENNAN							
1	19:05:56.033			24.297	18.116	100.161	89.120
2	19:06:59.424	1:03.391	20.828	24.167	18.396	99.863	89.836
3	19:08:02.609	1:03.185	20.943	24.034	18.208	100.161	88.884
4	19:09:05.330	1:02.721	20.794	23.793	18.134	99.863	89.239
5	19:10:07.931	1:02.601	20.823	23.830	17.948	100.011	89.596
6	19:11:11.131	1:03.200	21.058	24.116	18.026	100.460	89.358
7	19:12:14.199	1:03.068	20.747	23.955	18.366	99.566	90.320
8	19:13:17.010	1:02.811	20.634	24.058	18.119	99.566	89.716
9	19:14:19.968	1:02.958	20.632	24.084	18.242	100.161	89.239
10	19:15:23.487	1:03.519	20.644	24.470	18.405	98.688	87.040

(50) Jamie THORBURN							
1	19:05:57.219			24.582	18.474	100.460	89.002
2	19:07:01.424	1:04.205	21.071	24.386	18.748	99.419	89.836
3	19:08:05.770	1:04.346	21.158	24.605	18.583	99.272	89.239
4	19:09:09.507	1:03.737	21.119	24.093	18.525	100.011	89.239
5	19:10:13.255	1:03.748	21.184	24.104	18.460	100.460	89.358
6	19:11:17.463	1:04.208	21.127	24.276	18.805	98.979	89.957
7	19:12:21.395	1:03.932	20.943	24.296	18.693	98.398	90.442
8	19:13:25.340	1:03.945	20.905	24.334	18.706	99.566	91.427
9	19:14:29.033	1:03.693	20.919	24.531	18.243	98.254	90.564
10	19:15:32.237	1:03.204	20.700	24.175	18.329	98.979	90.077

(6) Sebastian MELROSE							
1	19:05:57.905			24.657	18.530	101.371	89.477
2	19:07:02.131	1:04.226	21.206	24.565	18.455	100.611	90.077
3	19:08:06.587	1:04.456	21.308	24.743	18.405	100.611	90.320
4	19:09:10.131	1:03.544	21.038	24.278	18.228	101.218	90.809
5	19:10:13.578	1:03.447	21.083	24.208	18.156	101.832	91.427
6	19:11:17.653	1:04.075	21.153	24.428	18.494	102.142	92.308
7	19:12:21.541	1:03.888	21.211	23.981	18.696	101.678	92.308
8	19:13:25.027	1:03.486	21.221	24.200	18.065	101.218	90.320
9	19:14:29.626	1:04.599	21.227	24.988	18.384	100.011	91.055
10	19:15:33.272	1:03.646	20.678	24.456	18.512	99.272	90.442

(33) Jordan GRONKOWSKI							
1	19:06:02.224			26.272	18.817	96.976	88.183
2	19:07:06.117	1:03.893	21.050	24.137	18.706	99.714	88.649
3	19:08:10.211	1:04.094	20.752	24.507	18.835	97.682	88.884
4	19:09:14.072	1:03.861	20.794	24.358	18.709	98.398	88.068
5	19:10:17.245	1:03.173	20.654	23.951	18.568	97.540	88.183
6	19:11:20.322	1:03.077	20.598	24.001	18.478	97.967	89.239
7	19:12:23.308	1:02.986	20.417	24.147	18.422	98.596	89.596
8	19:13:25.882	1:02.574	20.544	23.702	18.328	98.833	90.564
9	19:14:30.281	1:04.399	20.787	25.118	18.494	97.682	90.686
10	19:15:34.381	1:04.100	20.645	24.702	18.753	97.399	84.518

(92) Matthew CHISHOLM							
1	19:06:03.151			26.462	19.210	95.868	87.266
2	19:07:07.708	1:04.557	21.050	24.959	18.548	98.979	88.767
3	19:08:12.947	1:05.239	21.230	25.322	18.687	97.967	89.477
4	19:09:16.663	1:03.716	20.718	24.848	18.150	99.863	90.198
5	19:10:20.465	1:03.802	20.605	24.708	18.489	100.460	90.198
6	19:11:25.581	1:05.116	21.436	25.295	18.385	97.540	90.686
7	19:12:30.374	1:04.793	21.159	25.340	18.294	98.688	89.836
8	19:13:35.525	1:05.151	21.227	25.228	18.696	97.117	88.649
9	19:14:41.035	1:05.510	21.589	25.348	18.573	95.595	89.836
10	19:15:46.273	1:05.238	21.877	24.884	18.477	97.540	88.649

(3) Neil BROOME							
------------------------	--	--	--	--	--	--	--

Lap	Time of Day	Lap Tm	S1	S2	S3	S3Spd	SFSpd
1	19:06:01.297			25.992	19.115	97.399	87.722
2	19:07:06.248	1:04.951	21.163	24.715	19.073	98.688	89.002
3	19:08:11.537	1:05.289	21.625	24.711	18.953	98.833	88.068
4	19:09:15.895	1:04.358	21.051	24.598	18.709	99.419	88.767
5	19:10:20.280	1:04.385	20.922	24.710	18.753	99.125	88.416
6	19:11:24.994	1:04.714	21.328	24.675	18.711	98.833	89.120
7	19:12:29.744	1:04.750	21.322	24.858	18.570	98.688	89.120
8	19:13:35.553	1:05.809	21.658	25.537	18.614	98.398	89.120
9	19:14:40.497	1:04.944	21.243	24.793	18.908	97.824	87.040
10	19:15:47.253	1:06.756	22.654	24.927	19.175	99.863	86.814

(70) David THORBURN							
1	19:06:03.367			27.036	19.352	95.053	88.068
2	19:07:09.303	1:05.936	21.391	25.642	18.903	97.399	88.068
3	19:08:15.177	1:05.874	21.687	25.171	19.016	98.254	87.837
4	19:09:20.495	1:05.318	21.288	25.058	18.972	98.543	87.494
5	19:10:25.299	1:04.804	21.270	24.934	18.600	98.543	88.183
6	19:11:29.547	1:04.248	21.098	24.604	18.546	98.833	88.416
7	19:12:34.477	1:04.930	21.518	24.537	18.875	99.125	88.416
8	19:13:38.840	1:04.363	20.764	24.568	19.031	98.833	88.068
9	19:14:43.825	1:04.985	20.985	24.858	19.142	97.399	88.183
10	19:15:51.089	1:07.264	21.897	25.938	19.429	96.419	87.153

(99) Stephen BARLOW							
1	19:06:04.122			26.271	26.572	19.104	95.595
2	19:07:10.684	1:06.562	22.137	25.569	18.856	96.143	87.952
3	19:08:17.254	1:06.570	21.825	25.539	19.206	96.558	86.814
4	19:09:23.682	1:06.428	22.112	25.617	18.699	96.836	87.266
5	19:10:29.519	1:05.837	21.611	25.312	18.914	97.117	87.608
6	19:11:34.947	1:05.428	21.707	24.969	18.752	96.558	87.153
7	19:12:40.890	1:05.943	21.910	25.323	18.710	96.281	86.927
8	19:13:47.395	1:06.505	21.690	25.628	19.187	96.005	86.257
9	19:14:53.357	1:05.962	21.386	25.664	18.912	96.005	86.368
10	19:16:00.695	1:07.338	21.827	25.894	19.617	95.323	86.368

(77) Fraser GRAY							
1	19:06:06.191			26.380	26.972	19.520	97.540
2	19:07:13.670	1:07.479	22.707	25.717	19.055	98.833	89.120
3	19:08:20.043	1:06.373	21.816	25.700	18.857	99.419	89.716
4	19:09:26.553	1:06.510	21.823	26.014	18.673	99.863	89.239
5	19:10:32.324	1:05.771	21.627	25.507	18.637	99.419	90.442
6	19:11:39.261	1:06.937	21.551	26.956	18.430	99.566	90.564
7	19:12:43.947	1:04.686	21.196	25.134	18.356	100.161	89.957
8	19:13:49.364	1:05.417	21.647	25.477	18.293	99.714	90.442
9	19:14:55.122	1:05.758	21.547	25.604	18.607	100.011	90.077
10	19:16:01.046	1:05.924	21.512	25.536	18.876	99.419	90.077

(79) Phil HOOKER							
1	19:06:03.800			26.718</			

SMRC David Leslie Trophy Meeting

Scottish FF1600 & BRSCC Avon Tyres FF1600

Knockhill 1.267 miles

Race 17

13/09/2015 17:45

Race (10 Laps) started at 19:04:49

Lap	Time of Day	Lap Tm	S1	S2	S3	S3Spd	SFSpd	Lap	Time of Day	Lap Tm	S1	S2	S3	S3Spd	SFSpd
3	19:08:20.264	1:07.594	22.450	25.938	19.206	92.818	85.596								
4	19:09:28.798	1:08.534	22.867	26.225	19.442	95.595	85.815								
5	19:10:36.394	1:07.596	22.121	25.727	19.748	96.558	87.380								
6	19:11:44.049	1:07.655	22.288	26.071	19.296	94.919	84.946								
7	19:12:51.886	1:07.837	22.254	25.971	19.612	95.188	85.596								
8	19:13:59.299	1:07.413	22.544	25.586	19.283	96.836	86.479								
9	19:15:07.090	1:07.791	21.980	26.234	19.577	93.335	84.732								
10	19:16:15.370	1:08.280	22.248	26.129	19.903	93.726	81.244								

(117) Andrew McGREGOR

1	19:06:07.937		25.393	27.850	20.106	93.988	83.989								
2	19:07:16.374	1:08.437	22.417	25.982	20.038	93.857	83.675								
3	19:08:24.630	1:08.256	22.212	26.015	20.029	93.205	84.518								
4	19:09:32.784	1:08.154	22.210	26.178	19.766	94.919	85.379								
5	19:10:40.689	1:07.905	21.983	26.038	19.884	96.281	85.270								
6	19:11:48.349	1:07.660	21.705	25.763	20.192	95.323	84.732								
7	19:12:55.410	1:07.061	21.761	25.559	19.741	94.385	85.487								
8	19:14:02.995	1:07.585	21.987	25.909	19.689	93.726	84.412								
9	19:15:12.366	1:09.371	22.565	26.332	20.474	91.427	83.780								
10	19:16:20.719	1:08.353	21.975	26.627	19.751	90.932	81.938								

(41) Colin TURNER

1	19:06:05.923				19.888	96.143	86.368								
2	19:07:13.971	1:08.048			19.577	97.824	88.183								
3	19:08:22.618	1:08.647			19.738	97.540	87.380								
4	19:09:31.266	1:08.648	22.539	26.345	19.764	94.518	83.675								
5	19:10:38.542	1:07.276			19.269	96.836	87.608								
6	19:11:46.324	1:07.782			19.584	97.824	88.183								
7	19:12:54.005	1:07.681			19.903	98.254	82.951								

Clerk of the Course :

Orbits

Sig : Time :

Chief Timekeeper : Ian Sharp (SMART Timing)

Results available at www.mylaps.com and www.smart-timing.co.uk

Printed: 14/09/2015 17:40:19

SMRC David Leslie Trophy Meeting

Lapchart

Scottish FF1600 & BRSCC Avon Tyres FF1600

Knockhill 1.267 miles

Race 17

13/09/2015 17:45

Race (10 Laps) started at 19:04:49

Competitors	Laps									
	1	2	3	4	5	6	7	8	9	10
Adam MacKAY (78)	1	78	78	78	78	78	78	78	78	78
Neil MacLENNAN (25)	2	25	25	25	25	25	25	25	25	25
Jamie THORBURN (50)	3	50	50	50	50	50	50	6	50	50
Sebastian MELROSE (6)	4	6	6	6	6	6	6	50	6	6
Neil BROOME (3)	5	3	33	33	33	33	33	33	33	33
Jordan GRONKOWSKI (33)	6	33	3	3	3	3	3	92	3	92
Matthew CHISHOLM (92)	7	92	92	92	92	92	92	3	92	3
David THORBURN (70)	8	70	70	70	70	70	70	70	70	70
Phil HOOKER (79)	9	79	79	79	79	79	79	79	99	99
Stephen BARLOW (99)	10	99	99	99	99	99	99	99	77	77
Ivor MAIRS (16)	11	16	16	77	77	77	77	77	79	79
Colin TURNER (41)	12	41	77	16	16	16	16	55	55	55
Fraser GRAY (77)	13	77	41	55	41	41	55	55	16	16
Sam McKENZIE (55)	14	55	55	41	117	55	41	41	117	117
Andrew McGREGOR (117)	15	117	117	117	55	117	117	117		
-	16									

Clerk of the Course :

Orbits

Sig : Time :

Chief Timekeeper : Ian Sharp (SMART Timing)

Results available at www.mylaps.com and www.smart-timing.co.uk

Printed: 14/09/2015 17:40:36

