

Knockhill

4th October 2015



Season Finale

S.M.A.R.T.

Scottish Motorsports Automatic Race Timing

Ravenslea, Melrose Road, Galashiels, TD1 2AT

Telephone : 01896 – 752447

SMRC Season Finale**Sorted on best lap time**

Scottish Saloons & Sportscars Championship

Knockhill 1.267 miles

Qualifying 1

04/10/2015 08:30

Practice (10:00 Time) started at 8:28:33

Pos	No.	Name	Make/Model	CC	Laps	Best Tm	In Lap	Diff	Best Speed	2nd Best
1	88	Ian DONALDSON	Mitsubishi Evo	2000	6	53.715	5		84.908	54.163
2	56	Adam KINDNESS	Subaru Impreza STi	2000T	7	55.511	4	1.796	82.161	56.053
3	55	Fiona KINDNESS	Subaru Impreza	2350	7	55.525	4	1.810	82.140	55.988
4	54	Andrew MORRISON	Seat Cupra	1944T	10	55.633	9	1.918	81.981	56.210
5	4	Mark DAWSON	VW Corrado	1900	10	56.660	10	2.945	80.495	56.997
6	35	Andrew MACKIE	Mitsubishi Evo	2000	10	57.760	4	4.045	78.962	58.100
7	69	Thomson McINTYRE	Subaru Impreza	2000	7	57.876	4	4.161	78.804	58.589
8	59	Gary WAIT	Ford Sierra Cosworth	2000	8	58.399	7	4.684	78.098	59.524
9	44	Allister McMILLAN	Nissan Primera	2000	9	59.316	6	5.601	76.891	59.626
10	23	Brian MELDRUM	Seat Leon Sport	2000	9	59.606	8	5.891	76.516	1:00.377
11	89	William ROBSON	Ford Focus RS	2500	9	1:00.318	7	6.603	75.613	1:00.582
12	97	Ollly ROSS	Mazda MX5	1600	9	1:04.549	7	10.834	70.657	1:04.705
13	68	John KENNEDY	Subaru	2000T	9	1:04.890	8	11.175	70.286	1:04.931
14	92	Michael KELLY	Mazda MX5	1600	9	1:06.072	6	12.357	69.028	1:06.127
15	93	David SMAIL	Mazda MX5	1600	8	1:09.895	4	16.180	65.253	1:10.369
16	34	Ian CREHAN	Mazda MX5	1600	8	1:10.012	3	16.297	65.144	1:10.446
17	51	Roddie PATERSON	Caterham	2300			0		-	

Clerk of the Course :

Orbits

Sig : Time :

Chief Timekeeper : Ian Sharp (SMART Timing)

www.mylaps.com

Results available at www.mylaps.com and www.smart-timing.co.uk

Licensed to: SMART Timing

Printed: 04/10/2015 09:35:14

SMRC Season Finale

Scottish Saloons & Sportscars Championship

Knockhill 1.267 miles

Qualifying 1

04/10/2015 08:30

Practice (10:00 Time) started at 8:28:33

Lap	Time of Day	Lap Tm	S1	S2	S3	S3Spd	SFSpd
(88) Ian DONALDSON							
1	8:30:06.263			31.302	22.261	66.641	108.064
2	8:31:11.297	1:05.034	20.846	24.080	20.108	96.976	79.511
3	8:32:12.869	1:01.572	22.228	21.682	17.662	107.717	114.323
4	8:33:07.032	54.163	17.376	20.533	16.254	117.526	111.105
5	8:34:00.747	53.715	17.504	20.447	15.764	122.459	112.220
6	8:35:00.954	1:00.207	18.775	20.919	20.513	121.572	29.485

Lap	Time of Day	Lap Tm	S1	S2	S3	S3Spd	SFSpd
(56) Adam KINDNESS							
1	8:30:02.062			31.770	21.854	61.007	101.524
2	8:30:59.116	57.054	18.437	21.771	16.846	106.183	98.688
3	8:32:01.812	1:02.696	20.140	23.930	18.626	89.716	100.310
4	8:32:57.323	55.511	17.921	21.214	16.376	118.565	96.558
5	8:34:05.359	1:08.036	19.839	27.721	20.476	61.680	107.201
6	8:35:01.412	56.053	17.944	21.599	16.510	120.915	106.859
7	8:36:20.079	1:18.667	19.401	31.040	28.226	52.183	35.450

Lap	Time of Day	Lap Tm	S1	S2	S3	S3Spd	SFSpd
(55) Fiona KINDNESS							
1	8:30:02.998			32.444	21.340	71.089	101.066
2	8:30:59.619	56.621	19.071	21.260	16.290	117.940	104.529
3	8:31:59.975	1:00.356	20.007	23.178	17.171	107.030	105.349
4	8:32:55.500	55.525	18.294	20.859	16.372	118.775	105.681
5	8:34:06.056	1:10.556	20.874	29.312	20.370	60.896	105.848
6	8:35:02.044	55.988	18.440	20.995	16.553	118.356	108.238
7	8:36:21.302	1:19.258	21.289	30.198	27.771	57.802	30.769

Lap	Time of Day	Lap Tm	S1	S2	S3	S3Spd	SFSpd
(54) Andrew MORRISON							
1	8:29:45.859			25.524	18.319	108.413	100.762
2	8:30:46.758	1:00.899	20.473	23.013	17.413	112.220	100.611
3	8:31:45.684	58.926	19.362	22.333	17.231	112.408	101.832
4	8:32:44.120	58.436	19.142	22.076	17.218	112.786	100.914
5	8:33:44.991	1:00.871	20.002	22.928	17.941	110.193	101.832
6	8:34:41.201	56.210	18.452	21.231	16.527	114.323	102.768
7	8:35:52.574	1:11.373	20.838	30.421	20.114	58.660	101.218
8	8:37:11.224	1:18.650	22.818	35.559	20.273	49.489	102.926
9	8:38:06.857	55.633	18.263	21.070	16.300	114.129	102.768
10	8:39:21.770	1:14.913	21.382	29.384	24.147	50.762	39.382

Lap	Time of Day	Lap Tm	S1	S2	S3	S3Spd	SFSpd
(4) Mark DAWSON							
1	8:29:44.394			25.713	18.032	109.118	98.111
2	8:30:45.063	1:00.669	20.257	22.828	17.584	113.742	102.298
3	8:31:42.146	57.083	18.616	21.680	16.787	115.504	100.611
4	8:32:39.349	57.203	18.693	21.521	16.989	115.107	102.926
5	8:33:36.346	56.997	18.534	21.616	16.847	115.504	102.142
6	8:34:51.964	1:15.618	23.515	31.548	20.555	62.137	99.714
7	8:35:49.008	57.044	18.546	21.558	16.940	116.103	98.254
8	8:37:07.459	1:18.451	24.799	29.408	24.244	64.776	58.609
9	8:38:31.004	1:23.545	36.252	27.289	20.004	82.240	102.298
10	8:39:27.664	56.660	18.124	21.679	16.857	115.305	100.460

Lap	Time of Day	Lap Tm	S1	S2	S3	S3Spd	SFSpd
(35) Andrew MACKIE							
1	8:30:05.285			31.495	22.890	61.793	95.868
2	8:31:05.147	59.862	20.071	22.641	17.150	106.183	97.540
3	8:32:03.821	58.674	19.135	21.999	17.540	108.413	98.254
4	8:33:01.581	57.760	18.878	21.852	17.030	108.238	98.398
5	8:33:59.902	58.321	18.902	22.254	17.165	107.544	97.682
6	8:34:59.002	59.100	19.722	22.395	16.983	108.588	99.419
7	8:35:57.102	58.100	18.945	21.941	17.214	109.118	98.398
8	8:37:00.240	1:03.138	21.384	23.962	17.792	104.043	96.976
9	8:37:58.495	58.255	19.043	21.929	17.283	108.941	97.682
10	8:39:13.880	1:15.385	22.898	27.119	25.368	81.146	34.030

Lap	Time of Day	Lap Tm	S1	S2	S3	S3Spd	SFSpd
(69) Thomson McINTYRE							
1	8:30:05.403			31.251	22.511	60.078	101.218
2	8:31:03.992	58.589	19.693	22.165	16.731	113.935	101.832
3	8:32:04.001	1:00.009	19.277	21.913	18.819	111.474	98.398
4	8:33:01.877	57.876	19.275	21.798	16.803	115.703	103.561
5	8:34:00.912	59.035	20.126	21.905	17.004	115.703	102.298
6	8:35:09.543	1:08.631	21.577	25.983	21.071	86.479	90.198
7	8:36:28.716	1:19.173	24.586	29.870	24.717	68.199	33.739

Lap	Time of Day	Lap Tm	S1	S2	S3	S3Spd	SFSpd
(59) Gary WAIT							
1	8:30:10.724			28.977	21.140		96.281

Lap	Time of Day	Lap Tm	S1	S2	S3	S3Spd	SFSpd
(44) Allister McMILLAN							
1	8:31:16.853	1:06.129	20.075	23.031	23.023	87.380	31.774
2	8:34:13.109	2:56.256	2:16.170	22.840	17.246	17.246	102.298
3	8:35:17.887	1:04.778			24.397	102.768	62.542
4	8:36:19.620	1:01.733			17.964	110.556	96.281
5	8:37:19.144	59.524			17.953	108.413	97.967
6	8:38:17.543	58.399			17.377	104.529	95.731
7	8:39:51.052	1:33.509	19.780	39.625	34.104	43.833	27.235

Lap	Time of Day	Lap Tm	S1	S2	S3	S3Spd	SFSpd
(23) Brian MELDRUM							
1	8:30:12.443			28.010	21.990	76.607	93.857
2	8:31:15.147	1:02.704	20.817	23.214	18.673	100.011	88.884
3	8:32:15.173	1:00.026	20.097	22.266	17.663	94.518	91.303
4	8:33:14.799	59.626	19.610	21.851	18.165	102.298	92.181
5	8:34:14.738	59.939	19.524	22.519	17.896	103.242	89.596
6	8:35:14.054	59.316	19.239	21.750	18.327	101.218	89.596
7	8:36:14.025	59.971	19.616	22.058	18.297	85.596	96.836
8	8:37:14.686	1:00.661	19.739	22.706	18.216	102.611	82.645
9	8:38:24.135	1:09.449	22.042	25.055	22.352	97.967	38.858

Lap	Time of Day	Lap Tm	S1	S2	S3	S3Spd	SFSpd
(89) William ROBSON							
1	8:30:17.595			28.523	23.591		94.385
2	8:31:25.856	1:08.261	22.915	25.083	20.263	102.454	97.682
3	8:32:34.063	1:08.207	22.002	25.165	21.040	104.043	99.272
4	8:33:35.828	1:01.765	20.720	23.139	17.906	109.653	101.066
5	8:34:38.719	1:02.891	21.325	23.216	18.350	108.413	100.762
6	8:35:39.096	1:00.377	19.878	22.904	17.595	108.064	100.460
7	8:36:39.595	1:00.499	20.214	22.663	17.622	109.832	101.218
8	8:37:39.201	59.606	19.477	22.618	17.511	108.764	100.310
9	8:38:57.078	1:17.877	23.221	28.369	26.287	72.470	34.538

Lap	Time of Day	Lap Tm	S1	S2	S3	S3Spd	SFSpd
(99) Olly ROSS							
1	8:30:10.902			31.666	24.117	58.558	74.897
2	8:31:19.114	1:08.212	21.825	25.300	21.087	85.162	74.647
3	8:32:25.463	1:06.349	21.678	24.501	20.170	85.925	74.813
4	8:33:31.235	1:05.772	21.382	24.449	19.941	86.035	74.981
5	8:34:36.602	1:05.367	21.196	24.183	19.988	86.257	74.399
6	8:35:44.499	1:07.897	23.103	25.025	19.769	86.257	75.064
7	8:36:49.048	1:04.549	21.002	23.941	19.606	85.706	74.564
8	8:37:53.760	1:04.712	20.930	24.051	19.731	86.035	74.316
9	8:38:58.465	1:04.705	20.867	24.022	19.816	85.925	74.316

Lap	Time of Day	Lap Tm	S1	S2	S3	S3Spd	SFSpd
(68) John KENNEDY							
1	8:29:51.859			28.121	19.257	93.205	89.120
2	8:30:56.942	1:05.083	21.337	24.837	18.909	96.143	89.120
3	8:32:04.848	1:07.906	21.806	25.362	20.738	95.188	87.494
4	8:33:10.562	1:05.714	21.364	25.144	19.206	93.857	89.716
5	8:34:15.689	1:05.127	21.331	24.958	18.838	97.967	89.477
6	8:35:20.620	1:04.931	21.196	24.208	19.527	90.809	89.239
7	8:36:26.481	1:05.861	21.269	25.517	19.075	96.697	89.358
8	8:37:31.371	1					

SMRC Season Finale

Scottish Saloons & Sportscars Championship

Knockhill 1.267 miles

Qualifying 1

04/10/2015 08:30

Practice (10:00 Time) started at 8:28:33

Lap	Time of Day	Lap Tm	S1	S2	S3	S3Spd	SFSpd	Lap	Time of Day	Lap Tm	S1	S2	S3	S3Spd	SFSpd
(93) David SMAIL															
1	8:30:15.643			31.672	26.794	65.027	71.013								
2	8:31:29.752	1:14.109	26.070	26.885	21.154	82.747	73.022								
3	8:32:40.121	1:10.369	23.676	26.033	20.660	82.747	74.152								
4	8:33:50.016	1:09.895	22.781	26.931	20.183	82.747	74.897								
5	8:35:04.178	1:14.162	25.764	26.436	21.962	81.739	73.342								
6	8:36:20.414	1:16.236	23.086	27.417	25.733	60.841	67.923								
7	8:37:33.864	1:13.450	23.773	26.552	23.125	81.739	73.342								
8	8:38:46.501	1:12.637	22.932	25.847	23.858	83.363	28.963								
(34) Ian CREHAN															
1	8:30:19.992			33.888	27.629	48.558	69.904								
2	8:31:30.815	1:10.823	23.279	26.717	20.827	83.780	72.627								
3	8:32:40.827	1:10.012	23.135	25.936	20.941	83.780	72.392								
4	8:33:51.273	1:10.446	23.458	26.675	20.313	83.054	72.549								
5	8:35:02.037	1:10.764	23.725	25.245	21.794	81.639	72.864								
6	8:36:14.231	1:12.194	22.033	28.565	21.596	78.305	70.863								
7	8:37:25.233	1:11.002	22.100	27.014	21.888	80.853	69.904								
8	8:38:48.861	1:23.628	22.522	31.297	29.809	58.660	29.407								

Clerk of the Course :

Orbits

Sig : Time :

Chief Timekeeper : Ian Sharp (SMART Timing)

Results available at www.mylaps.com and www.smart-timing.co.uk

www.mylaps.com

Licensed to: SMART Timing

Printed: 04/10/2015 09:34:19

Page 2/2

SMRC Season Finale

Scottish Saloons & Sportscars Championship

Knockhill 1.267 miles

Race 1 - 1st Race - AMENDED GRID

04/10/2015 10:40

Race (12 Laps)

POLE POSITION

2
56 Adam KINDNESS
55.511

4
54 Andrew MORRISON
55.633

6
35 Andrew MACKIE
57.760

8
59 Gary WAIT
58.399

10
23 Brian MELDRUM
59.606

12
97 Olly ROSS
1:04.549

14
92 Michael KELLY
1:06.072

16
34 Ian CREHAN
1:10.012

1
88 Ian DONALDSON
53.715

3
55 Fiona KINDNESS
55.525

5
4 Mark DAWSON
56.660

7
69 Thomson McINTYRE
57.876

9
44 Allister McMILLAN
59.316

11
89 William ROBSON
1:00.318

13
68 John KENNEDY
1:04.890

15
93 David SMAIL
1:09.895

17
51 Roddie PATERSON

1

2

3

4

5

6

7

8

9

AMENDED GRID - Car No.51 added to Back of Grid

Clerk of the Course :

Orbits

Sig : Time :

Chief Timekeeper : Ian Sharp (SMART Timing)

Results available at www.mylaps.com and www.smart-timing.co.uk

www.mylaps.com

Licensed to: SMART Timing

Printed: 04/10/2015 09:33:36

SMRC Season Finale**Sorted on best lap time**

Scottish Classics Championship

Knockhill 1.267 miles

Qualifying 2

04/10/2015 08:45

Practice (10:00 Time) started at 8:42:53

Pos	No.	Name	Make/Model	CC	Laps	Best Tm	In Lap	Diff	Best Speed	2nd Best
1	39	Harry SIMPSON	Ginetta G4R	1851	8	57.245	6		79.672	58.122
2	77	Tommy GILMARTIN	Morgan +8	3900	6	57.295	5	0.050	79.603	57.971
3	47	Keiron BAILLIE	Lotus 7	1558	10	58.202	10	0.957	78.362	58.381
4	4	Stan BERNARD	Porsche 911	2994	10	58.668	7	1.423	77.740	58.800
5	73	Andrew SMITH	Morgan +8	3900	10	59.228	7	1.983	77.005	59.232
6	49	Raymond BOYD	Porsche 911	2998	9	59.526	8	2.281	76.619	59.751
7	63	John KINMOND	Triumph TR8	3900	10	1:00.458	5	3.213	75.438	1:00.949
8	50	Matthew GORDON	TVR 3000M	3000	6	1:00.984	6	3.739	74.787	1:02.083
9	32	Alasdair COATES	Ford Mustang	4802	10	1:01.241	6	3.996	74.474	1:01.436
10	51	Alex MONTGOMERY	MGB GT V8	3946	9	1:01.274	9	4.029	74.434	1:01.342
11	21	Jimmy CROW	Ford Escort	2000	7	1:01.734	5	4.489	73.879	1:01.990
12	42	Warren DUNBAR	Jaguar XJS	5300	4	1:02.561	3	5.316	72.902	1:03.391
13	41	Grant ALLAN	Porsche 911	2994	9	1:02.874	9	5.629	72.539	1:03.430
14	17	Ian DALTRY	Alfasud TI	1490	8	1:04.185	8	6.940	71.058	1:05.269
15	81	James BRAID	Alfa Romeo Junior GT	1982	9	1:04.307	8	7.062	70.923	1:05.204
16	54	Howard GORDON	MG Midget	1380	8	1:06.025	6	8.780	69.077	1:06.200
17	12	Ciprian NISTORICA	Alfa Romeo Guilia	1570	8	1:08.018	5	10.773	67.053	1:08.264
18	35	Ian BLACKLIN	Ford Capri	3000	3	1:09.105	3	11.860	65.999	1:11.062
19	85	John BENNETT	Alfa Romeo Sprint GT	2000	2	1:50.564	2	53.319	41.251	

Clerk of the Course :

Orbits

Sig : Time :

Chief Timekeeper : Ian Sharp (SMART Timing)

www.mylaps.com

Results available at www.mylaps.com and www.smart-timing.co.uk

Licensed to: SMART Timing

Printed: 04/10/2015 09:34:38

SMRC Season Finale

Scottish Classics Championship

Knockhill 1.267 miles

Qualifying 2

04/10/2015 08:45

Practice (10:00 Time) started at 8:42:53

Lap	Time of Day	Lap Tm	S1	S2	S3	S3Spd	SFSpd	Lap	Time of Day	Lap Tm	S1	S2	S3	S3Spd	SFSpd
(39) Harry SIMPSON								8	8:51:44.543	1:01.872	20.176	23.650	18.046	107.717	95.868
1	8:44:14.408			23.412	17.695	105.681	95.731	9	8:52:46.329	1:01.786	20.086	23.209	18.491	108.941	90.686
2	8:45:14.509	1:00.101	19.633	22.755	17.713	105.681	94.919	10	8:53:48.806	1:02.477	19.904	24.280	18.293	100.611	91.179
3	8:46:15.588	1:01.079	19.738	23.987	17.354	107.030	95.731	(50) Matthew GORDON							
4	8:47:14.965	59.377	19.807	22.329	17.241	107.201	96.697	1	8:48:05.418			27.001	20.898	84.095	79.795
5	8:48:13.163	58.198	19.279	21.844	17.075	108.588	96.836	2	8:49:12.097	1:06.679	22.721	25.401	18.557	96.836	87.494
6	8:49:10.408	57.245	18.925	21.777	16.543	108.764	97.682	3	8:50:14.852	1:02.755	20.876	23.829	18.050	99.272	90.442
7	8:50:08.530	58.122	18.938	21.894	17.290	106.689	96.005	4	8:51:18.025	1:03.173	20.534	23.900	18.739	100.762	91.677
8	8:51:14.282	1:05.752	19.058	24.615	22.079	94.120	36.432	5	8:52:20.108	1:02.083	20.349	23.389	18.345	102.454	93.335
								6	8:53:21.092	1:00.984	20.233	23.111	17.640	102.454	92.562
(77) Tommy GILMARTIN								(32) Alasdair COATES							
1	8:44:37.522			27.121	20.943	75.914	90.686	1	8:44:16.164			25.541	20.855	85.379	93.076
2	8:45:40.177	1:02.655	21.379	23.787	17.489	105.681	104.692	2	8:45:19.462	1:03.298	20.822	23.795	18.681	105.349	96.143
3	8:46:38.148	57.971	18.984	21.803	17.184	114.323	105.184	3	8:46:21.489	1:02.027	20.346	23.324	18.357	106.859	96.697
4	8:47:38.865	1:00.717	21.398	22.359	16.960	113.357	104.204	4	8:47:23.630	1:02.141	20.565	23.269	18.307	106.689	97.117
5	8:48:36.160	57.295	18.698	21.647	16.950	116.103	105.848	5	8:48:28.230	1:04.600	21.664	24.093	18.843	101.218	96.836
6	8:49:51.747	1:15.587	21.082	28.839	25.666	86.035	29.680	6	8:49:29.471	1:01.241	20.026	23.045	18.170	107.201	96.836
								7	8:50:31.660	1:02.189	20.224	23.426	18.539	105.020	96.558
(47) Keiron BAILLIE								8	8:51:33.777	1:02.117	20.200	23.689	18.228	105.848	97.257
1	8:44:09.368			26.044	18.947	83.675	89.477	9	8:52:35.213	1:01.436	20.215	23.155	18.066	106.520	96.558
2	8:45:11.291	1:01.923	20.338	23.849	17.736	103.242	92.818	10	8:53:40.827	1:05.614	20.576	24.591	20.447	79.606	73.583
3	8:46:11.310	1:00.019	20.249	22.292	17.478	105.515	93.465								
4	8:47:10.511	59.201	19.077	22.269	17.855	106.015	93.988	(51) Alex MONTGOMERY							
5	8:48:09.677	59.166	19.364	22.426	17.376	105.184	92.308	1	8:44:40.746			26.752	26.002	60.566	87.722
6	8:49:09.442	59.765	18.986	23.605	17.174	104.529	93.726	2	8:45:47.256	1:06.510	22.586	24.095	19.829	99.272	90.320
7	8:50:08.613	59.171	19.354	22.420	17.397	104.856	94.785	3	8:46:49.728	1:02.472	20.231	22.935	19.306	103.561	91.179
8	8:51:08.629	1:00.016	19.418	23.354	17.244	102.298	92.947	4	8:47:51.652	1:01.924	20.471	23.063	18.390	102.768	91.427
9	8:52:07.010	58.381	18.806	22.076	17.499	106.520	91.179	5	8:48:53.041	1:01.389	19.762	22.909	18.718	101.678	91.303
10	8:53:05.212	58.202	19.142	21.842	17.218	107.201	95.459	6	8:49:54.383	1:01.342	19.870	23.020	18.452	100.762	91.179
								7	8:50:59.838	1:05.455	20.172	23.229	22.054	86.257	77.224
(4) Stan BERNARD								8	8:52:04.196	1:04.358	21.564	23.319	19.475	101.524	91.303
1	8:44:09.999			27.546	19.997	80.081	82.039	9	8:53:05.470	1:01.274	19.858	22.860	18.556	102.611	79.230
2	8:45:13.249	1:03.250	20.621	24.790	17.839	101.371	94.651								
3	8:46:16.272	1:03.023	20.618	24.082	18.323	102.926	91.802	(21) Jimmy CROW							
4	8:47:19.971	1:03.699	20.802	24.854	18.043	105.184	92.181	1	8:44:24.209			27.924	20.669	86.368	82.341
5	8:48:18.771	58.800	19.410	22.282	17.108	107.890	99.272	2	8:45:33.006	1:08.797	22.335	26.622	19.840	85.379	87.040
6	8:49:20.930	1:02.159	20.068	23.071	19.020	106.351	97.399	3	8:46:36.634	1:03.628	20.780	24.534	18.314	97.540	88.532
7	8:50:19.598	58.668	19.177	22.287	17.204	105.020	96.143	4	8:47:46.050	1:09.416	22.428	26.272	20.716	80.272	88.649
8	8:51:18.579	58.981	19.319	22.353	17.309	107.030	97.682	5	8:48:47.784	1:01.734	20.062	23.747	17.925	98.688	88.767
9	8:52:19.158	1:00.579	20.381	22.839	17.359	104.856	96.697	6	8:49:49.774	1:01.990	20.270	23.628	18.092	99.125	88.299
10	8:53:18.771	59.613	19.447	22.560	17.606	108.588	96.836	7	8:51:11.583	1:21.809	22.375	30.723	28.711	60.951	25.458
								(42) Warren DUNBAR							
(73) Andrew SMITH								1	8:44:53.515			32.211	25.336	47.968	84.946
1	8:44:07.998			27.112	19.816	96.836	97.257	2	8:45:56.906	1:03.391	21.017	23.627	18.747	99.863	88.884
2	8:45:12.794	1:04.796	21.339	24.776	18.681	100.460	99.419	3	8:46:59.467	1:02.561	20.414	23.270	18.877	101.218	89.358
3	8:46:15.791	1:02.997	20.437	24.288	18.272	107.544	97.540	4	8:48:24.486	1:25.019	23.447	32.258	29.314	53.858	31.432
4	8:47:17.823	1:02.032	20.693	23.683	17.656	108.764	99.714								
5	8:48:17.679	59.856	19.672	22.694	17.490	109.296	100.460	(41) Grant ALLAN							
6	8:49:16.911	59.232	19.700	22.387	17.145	111.474	101.066	1	8:44:32.669			27.205	20.529	94.518	84.732
7	8:50:16.139	59.223	19.311	22.627	17.290	110.922	100.310	2	8:45:40.645	1:07.976	22.668	25.743	19.565	93.857	83.885
8	8:51:17.387	1:01.248	20.155	23.238	17.855	111.290	98.979	3	8:46:45.942	1:05.297	21.435	24.654	19.208	96.143	84.946
9	8:52:18.065	1:00.678	19.653	23.096	17.929	110.374	99.714	4	8:47:52.436	1:06.494	21.948	25.223	19.323	95.053	85.379
10	8:53:18.321	1:00.256	19.634	22.963	17.659	110.556	96.836	5	8:48:56.346	1:03.910	21.342	23.599	18.969	97.682	85.706
								6	8:50:00.065	1:03.719	21.001	23.982	18.736	97.824	85.270
(49) Raymond BOYD								7	8:51:03.495	1:03.430	20.898	23.543	18.989	98.111	83.467
1	8:44:13.268			26.902	19.747	88.068	91.802	8	8:52:07.830	1:04.335	21.113	24.050	19.172	97.540	86.257
2	8:45:14.991	1:01.723	20.144	23.245	18.334	100.914	94.919	9	8:53:10.704	1:02.874	20.537	23.618	18.719	98.254	84.946
3	8:46:16.551	1:01.560	20.087	23.677	17.796	105.020	95.053								
4	8:47:18.590	1:02.039	20.976	23.201	17.862	106.351	95.053	(17) Ian DALTRY							
5	8:48:18.341	59.751	19.595	22.621	17.535	106.859	95.731	1	8:45:21.223			34.304	29.690	65.663	46.830
6	8:49:53.221	1:34.880	19.598	22.401	52.881	106.859	71.543	2	8:46:42.465	1:21.242	28.342	28.652	24.248	66.774	73.826
7	8:50:53.983	1:00.762	20.544	22.619	17.599	105.184	94.385	3	8:47:59.715	1:17.250	25.030	29.803	22.417	71.696	78.765
8	8:51:53.509	59.526	19.522	22.652	17.352	104.529	93.988	4	8:49:06.620	1:06.905	22.044	24.755	20.106	89.716	80.081
9	8:52:53.493	59.984	19.487	22.938	17.559	105.681	95.459	5	8:50:12.635	1:06.015	21.416	24.578	20.021	87.837	79.985
								6	8:51:17.906	1:05.271	20.973	24.194	20.104	89.002	80.081
(63) John KINMOND								7	8:52:23.175	1:05.269	21.623	23.943	19.703	90.442	80.755
1	8:44:31.496			28.365	20.341	87.722	92.435	8	8:53:27.360	1:04.185	20.875	23.708	19.602	90.077	79.985
2	8:45:35.077	1:03.581	20.641	24.177	18.763	101.066	91.928						21.518		78.580
3	8:46:36.943	1:01.866	20.391	23.358	18.117	103.721	96.558	2	8:45:42.732	1:10.911			20.665		80.176
4	8:47:40.149	1:03.206	21.249	23.613	18.344	101.066	95.731								
5	8:48:40.607	1:00.458	19.746	22.895	17.817	107.890	96.005	(81) James BRAID							
6	8:49:41.556	1:00.949	19.744	23.239	17.966	109.832	96.976	1	8:44:31.821						
7	8:50:42.671	1:01.115	19.773	22.840	18.502	108.588	94.252	2	8:45:42.732	1:10.911					

Clerk of the Course :

Sig : Time :

Chief Timekeeper : Ian Sharp (SMART Timing)

Results available at www.mylaps.com and www.smart-timing.co.uk

Printed: 04/10/2015 09:35:34

Orbits

www.mylaps.com

Licensed to: SMART Timing

Page 1/2

SMRC Season Finale

Scottish Classics Championship

Knockhill 1.267 miles

Qualifying 2

04/10/2015 08:45

Practice (10:00 Time) started at 8:42:53

Lap	Time of Day	Lap Tm	S1	S2	S3	S3Spd	SFSpd	Lap	Time of Day	Lap Tm	S1	S2	S3	S3Spd	SFSpd
3	8:46:49.527	1:06.795					80.561								
4	8:47:57.051	1:07.524			19.627		80.368								
5	8:49:02.255	1:05.204					80.755								
6	8:50:07.708	1:05.453					81.048								
7	8:51:14.077	1:06.369			19.423		81.540								
8	8:52:18.384	1:04.307			19.133		81.048								
9	8:53:37.615	1:19.231			27.265		21.788								

(54) Howard GORDON

1	8:45:07.263						
2	8:46:21.691	1:14.428	25.394	36.400	25.051	67.649	64.341
3	8:47:29.214	1:07.523	22.404	28.176	20.858	82.747	78.214
4	8:48:37.043	1:07.829	22.361	25.782	19.686	90.077	80.561
5	8:49:43.305	1:06.262	21.706	25.099	19.457	90.320	80.368
6	8:50:49.330	1:06.025	21.602	24.796	19.627	92.054	80.465
7	8:51:55.530	1:06.200	21.477	24.436	20.287	91.928	77.402
8	8:53:02.279	1:06.749	21.887	25.332	19.530	90.198	77.851

(12) Ciprian NISTORICA

1	8:44:59.284			34.713	23.982	71.013	71.315
2	8:46:11.237	1:11.953	24.559	26.820	20.574	83.260	76.432
3	8:47:21.824	1:10.587	22.825	26.317	21.445	83.675	76.000
4	8:48:33.072	1:11.248			20.333	82.240	77.761
5	8:49:41.090	1:08.018		25.581	20.165	85.596	76.958
6	8:50:49.354	1:08.264	22.144	25.579	20.541	86.814	77.224
7	8:51:58.787	1:09.433	22.455	26.552	20.426	82.543	77.581
8	8:53:07.196	1:08.409	21.962	25.526	20.921	86.368	74.813

(35) Ian BLACKLIN

1	8:50:42.951			31.744	22.832	80.950	73.262
2	8:51:54.013	1:11.062	23.651	26.167	21.244	83.989	74.481
3	8:53:03.118	1:09.105	22.653	25.857	20.595	85.379	74.647

(85) John BENNETT

1	8:44:25.005			28.605	20.114	83.571	81.639
2	8:46:15.569	1:50.564	23.232	39.864	47.468	46.409	54.032

Clerk of the Course :

Orbits

Sig : Time :

Chief Timekeeper : Ian Sharp (SMART Timing)

Results available at www.mylaps.com and www.smart-timing.co.uk

www.mylaps.com

Licensed to: SMART Timing

Printed: 04/10/2015 09:35:34

Page 2/2

SMRC Season Finale

Scottish Classics Championship

Knockhill 1.267 miles

Race 2 - 1st Race

04/10/2015 11:00

Race (12 Laps)

POLE POSITION

2
77 Tommy GILMARTIN
57.295

4
4 Stan BERNARD
58.668

6
49 Raymond BOYD
59.526

8
50 Matthew GORDON
1:00.984

10
51 Alex MONTGOMERY
1:01.274

12
42 Warren DUNBAR
1:02.561

14
17 Ian DALTRY
1:04.185

16
54 Howard GORDON
1:06.025

18
35 Ian BLACKLIN
1:09.105

1
39 Harry SIMPSON
57.245

3
47 Keiron BAILLIE
58.202

5
73 Andrew SMITH
59.228

7
63 John KINMOND
1:00.458

9
32 Alasdair COATES
1:01.241

11
21 Jimmy CROW
1:01.734

13
41 Grant ALLAN
1:02.874

15
81 James BRAID
1:04.307

17
12 Ciprian NISTORICA
1:08.018

19
85 John BENNETT
1:50.564

1

2

3

4

5

6

7

8

9

10

Clerk of the Course :

Orbits

Sig : Time :

Chief Timekeeper : Ian Sharp (SMART Timing)

Results available at www.mylaps.com and www.smart-timing.co.uk

www.mylaps.com

Licensed to: SMART Timing

Printed: 04/10/2015 09:35:49

SMRC Season Finale

Sorted on best lap time

Scottish BMW Compact Cup

Knockhill 1.267 miles

Qualifying 3

04/10/2015 09:00

Practice (10:00 Time) started at 8:58:23

Pos	No.	Name	Make/Model	CC	Laps	Best Tm	In Lap	Diff	Best Speed	2nd Best
1	2	Steven DAILLY	BMW Compact	1900	10	1:02.817	9		72.605	1:02.901
2	85	Gary CLARK	BMW Compact	1900	9	1:02.846	6	0.029	72.572	1:02.929
3	23	David McNAUGHTON	BMW Compact	1900	10	1:02.956	8	0.139	72.445	1:03.231
4	97	Greig SUTHERLAND	BMW Compact	1900	9	1:03.056	5	0.239	72.330	1:03.220
5	75	Michael COURTS	BMW Compact	1900	10	1:03.334	7	0.517	72.013	1:03.396
6	7	Steven KING	BMW Compact	1900	8	1:03.401	6	0.584	71.936	1:03.618
7	72	Cliff HARPER	BMW Compact	1900	9	1:03.500	4	0.683	71.824	1:03.751
8	45	Calum KING	BMW Compact	1900	9	1:03.554	6	0.737	71.763	1:03.562
9	14	Lee ELRICK	BMW Compact	1900	9	1:03.670	5	0.853	71.632	1:03.688
10	81	Douglas SIMPSON	BMW Compact	1900	9	1:03.727	9	0.910	71.568	1:03.728
11	6	Phil DRYBURGH	BMW Compact	1900	9	1:03.777	8	0.960	71.512	1:04.089
12	91	Neil MacINNES	BMW Compact	1900	9	1:03.810	5	0.993	71.475	1:03.871
13	90	Richard SUTHERLAND	BMW Compact	1900	9	1:03.861	6	1.044	71.418	1:04.174
14	8	Derek KINGHORN	BMW Compact	1900	10	1:03.875	7	1.058	71.403	1:03.920
15	35	Martin BUCHAN	BMW Compact	1900	9	1:04.039	7	1.222	71.220	1:04.269
16	84	Robert MARSHALL	BMW Compact	1900	9	1:04.128	9	1.311	71.121	1:04.197
17	78	James LESLIE	BMW Compact	1900	8	1:04.154	7	1.337	71.092	1:04.332
18	44	Ryan STIRLING	BMW Compact	1900	9	1:04.167	8	1.350	71.078	1:04.326
19	18	Graham KELLY	BMW Compact	1900	9	1:04.316	5	1.499	70.913	1:04.590
20	21	Zack RUNCIE	BMW Compact	1900	9	1:04.387	9	1.570	70.835	1:04.698
21	77	Ashleigh MORRIS	BMW Compact	1900	9	1:04.434	5	1.617	70.783	1:04.707
22	76	Jonathan ATKINSON	BMW Compact	1900	9	1:04.495	8	1.678	70.716	1:04.568
23	68	Donald MacCOLL	BMW Compact	1900	9	1:04.568	9	1.751	70.636	1:04.608
24	83	David NOBLE	BMW Compact	1900	9	1:04.603	8	1.786	70.598	1:04.719
25	40	Steven GOLDIE	BMW Compact	1900	8	1:04.706	7	1.889	70.486	1:04.816
26	71	Josh ORR	BMW Compact	1900	9	1:04.958	5	2.141	70.212	1:05.090
27	5	Colin GILLIESPIE	BMW Compact	1900	9	1:05.264	4	2.447	69.883	1:05.312
28	99	Philip WEBSTER	BMW Compact	1900	8	1:07.228	7	4.411	67.841	1:07.668
29	17	Duncan GRANT	BMW Compact	1900	8	1:08.459	8	5.642	66.621	1:08.999
30	16	Ivor MAIRS	BMW Compact	1900			0		-	

Clerk of the Course :

Orbits

Sig : Time :

Chief Timekeeper : Ian Sharp (SMART Timing)

www.mylaps.com

Results available at www.mylaps.com and www.smart-timing.co.uk

Licensed to: SMART Timing

Printed: 04/10/2015 09:47:28

SMRC Season Finale

Scottish BMW Compact Cup

Knockhill 1.267 miles

Qualifying 3

04/10/2015 09:00

Practice (10:00 Time) started at 8:58:23

Lap	Time of Day	Lap Tm	S1	S2	S3	S3Spd	SFSpd
(2) Steven DAILLY							
1	8:59:45.008			29.344	20.147	87.837	78.305
2	9:00:49.423	1:04.415	21.013	23.973	19.429	90.442	79.795
3	9:01:56.072	1:06.649	20.226	23.368	23.055	92.435	50.994
4	9:03:03.991	1:07.919	24.121	24.398	19.400	88.532	80.081
5	9:04:07.099	1:03.108	20.261	23.657	19.190	91.427	79.985
6	9:05:10.519	1:03.420	20.418	23.513	19.489	91.677	80.465
7	9:06:13.420	1:02.901	20.139	23.484	19.278	91.928	80.368
8	9:07:16.411	1:02.991	20.067	23.560	19.364	92.308	80.658
9	9:08:19.228	1:02.817	20.117	23.451	19.249	92.181	80.561
10	9:09:23.269	1:04.041	20.270	24.051	19.720	89.716	80.368

(85) Gary CLARK							
1	9:00:12.931			30.321	26.382	49.308	77.491
2	9:01:16.741	1:03.810	20.642	23.639	19.529	88.767	78.214
3	9:02:19.996	1:03.255	20.427	23.418	19.410	89.596	78.857
4	9:03:23.282	1:03.286	20.168	23.530	19.588	89.239	78.950
5	9:04:38.058	1:14.776	21.749	28.647	24.380	72.549	78.672
6	9:05:40.904	1:02.846	20.207	23.268	19.371	90.809	78.672
7	9:06:43.833	1:02.929	20.247	23.393	19.289	89.716	78.580
8	9:07:46.993	1:03.160	20.241	23.480	19.439	89.358	78.305
9	9:08:49.958	1:02.965	20.212	23.405	19.348	89.239	79.230

(23) David McNAUGHTON							
1	8:59:43.152			30.051	20.108	87.153	77.224
2	9:00:48.528	1:05.376	21.259	24.303	19.814	87.608	78.672
3	9:01:52.229	1:03.701	20.445	23.685	19.571	90.442	78.488
4	9:02:57.015	1:04.786	20.963	24.369	19.454	87.153	78.950
5	9:04:00.577	1:03.562	20.458	23.815	19.289	89.957	79.043
6	9:05:03.808	1:03.231	20.212	23.764	19.255	89.358	79.795
7	9:06:07.464	1:03.656	20.203	23.938	19.515	89.836	79.136
8	9:07:10.420	1:02.956	20.293	23.558	19.105	90.320	79.511
9	9:08:14.157	1:03.737	20.223	23.903	19.611	89.239	79.606
10	9:09:24.226	1:10.069	21.188	24.258	24.623	89.596	25.477

(97) Greig SUTHERLAND							
1	8:59:58.661			30.921	20.951	73.907	76.432
2	9:01:03.706	1:05.045	21.134	24.313	19.598	89.596	78.857
3	9:02:07.924	1:04.218	20.913	23.843	19.462	90.932	78.857
4	9:03:11.542	1:03.618	20.512	23.771	19.335	90.442	79.230
5	9:04:14.598	1:03.056	20.282	23.691	19.083	91.055	79.700
6	9:05:18.502	1:03.904	20.344	23.886	19.674	91.802	79.136
7	9:06:24.051	1:05.549	20.889	25.489	19.171	89.596	78.950
8	9:07:27.276	1:03.225	20.265	23.750	19.210	90.932	79.323
9	9:08:30.496	1:03.220	20.375	23.638	19.207	91.677	79.511

(75) Michael COURTS							
1	8:59:45.639			29.049	20.238	87.722	78.123
2	9:00:50.439	1:04.800	20.896	23.921	19.983	91.055	80.081
3	9:01:54.721	1:04.282	21.067	23.710	19.505	91.552	79.795
4	9:02:59.741	1:05.020	20.720	24.755	19.545	88.416	79.511
5	9:04:03.309	1:03.568	20.400	23.616	19.552	91.802	80.272
6	9:05:06.854	1:03.545	20.491	23.587	19.467	92.054	80.658
7	9:06:10.188	1:03.334	20.476	23.484	19.374	92.181	80.176
8	9:07:14.090	1:03.902	20.471	23.699	19.732	91.928	80.368
9	9:08:17.486	1:03.396	20.338	23.622	19.436	92.054	80.368
10	9:09:20.924	1:03.438	20.478	23.544	19.416	92.181	80.176

(7) Steven KING							
1	9:00:42.933			35.299	22.954	75.572	76.958
2	9:01:52.628	1:09.695	22.782	25.895	21.018	87.494	79.795
3	9:03:03.218	1:10.590	21.276	26.603	22.711	87.380	79.043
4	9:04:07.982	1:04.764	20.773	24.187	19.804	90.686	78.672
5	9:05:11.609	1:03.627	20.690	23.694	19.243	90.809	79.890
6	9:06:15.010	1:03.401	20.517	23.598	19.286	91.055	79.795
7	9:07:18.628	1:03.618	20.383	23.853	19.382	91.179	79.700
8	9:08:45.080	1:26.452	24.714	33.581	28.157	56.110	26.556

(72) Cliff HARPER							
1	9:00:09.860			37.973	25.640	47.594	76.782
2	9:01:14.936	1:05.076	21.219	24.194	19.663	89.957	78.857
3	9:02:18.866	1:03.930	20.612	23.880	19.438	90.442	79.511
4	9:03:22.366	1:03.500	20.580	23.640	19.280	91.179	79.606

5	9:04:36.010	1:13.644	20.741	28.826	24.077	55.553	69.758
6	9:05:41.873	1:05.863	21.268	24.079	20.516	79.985	79.700
7	9:06:45.624	1:03.751	20.550	23.771	19.430	91.179	80.081
8	9:07:49.565	1:03.941	20.563	23.899	19.479	89.477	79.890
9	9:08:53.470	1:03.905	20.731	23.753	19.421	90.320	79.511

(45) Calum KING							
1	9:00:27.244			29.911	21.045	86.257	78.672
2	9:01:32.350	1:05.106	21.218	24.297	19.591	88.767	79.043
3	9:02:36.931	1:04.581	20.947	24.192	19.442	89.239	79.230
4	9:03:40.844	1:03.913	20.749	23.917	19.247	89.716	79.606
5	9:04:45.010	1:04.166	20.741	23.910	19.515	90.198	79.890
6	9:05:48.564	1:03.554	20.425	23.810	19.319	90.442	80.176
7	9:06:52.521	1:03.957	20.451	24.002	19.504	89.957	79.795
8	9:07:56.142	1:03.621	20.592	23.733	19.296	90.809	79.795
9	9:08:59.704	1:03.562	20.529	23.718	19.315	90.320	79.890

(14) Lee ELRICK							
1	9:00:00.597			32.979	20.096	82.139	76.958
2	9:01:04.863	1:04.266	20.707	23.985	19.574	89.239	77.491
3	9:02:09.067	1:04.204	20.678	24.049	19.477	90.686	78.032
4	9:03:13.683	1:04.616	20.578	23.989	20.049	90.809	78.765
5	9:04:17.353	1:03.670	20.414	23.904	19.352	91.179	78.214
6	9:05:21.041	1:03.688	20.576	23.743	19.369	90.564	78.857
7	9:06:35.047	1:14.006	21.016	32.200	20.790	68.199	78.580
8	9:07:39.249	1:04.202	20.446	23.833	19.923	90.198	78.305
9	9:08:47.567	1:08.318	20.625	24.236	23.457	79.985	22.512

(81) Douglas SIMPSON							
1	9:00:32.091			31.941	20.410	86.257	77.491
2	9:01:37.950	1:05.859	21.480	24.408	19.971	88.532	78.672
3	9:02:42.581	1:04.631	20.888	24.123	19.620	89.716	79.043
4	9:03:46.852	1:04.271			19.616	89.002	79.795
5	9:04:50.936	1:04.084			19.427	89.596	79.795
6	9:05:54.983	1:04.047			19.600	89.957	80.081
7	9:06:59.049	1:04.066	20.775	23.817	19.474	90.686	79.230
8	9:08:02.777	1:03.728	20.441	23.837	19.450	89.716	79.230
9	9:09:06.504	1:03.727	20.490	23.817	19.420	89.957	79.417

(6) Phil DRYBURGH							
1	8:59:44.439			30.220	20.347	87.040	78.397
2	9:00:50.270	1:05.831	21.278	24.465	20.088	89.477	80.081
3	9:02:00.289	1:10.019	22.162	25.374	22.483	88.649	80.176
4	9:03:05.100	1:04.811	20.814	24.114	19.883	89.836	79.985
5	9:04:09.424	1:04.324	20.568	23.830	19.926	89.836	79.136
6	9:05:17.510	1:08.086	22.220	25.285	20.581	89.836	79.606
7	9:06:22.906	1:05.396	21.089	24.115	20.192	89.239	79.795
8	9:07:26.683	1:03.777	20.445	23.842	19.490	89.836	79.700
9	9:08:30.772	1:04.089	20.490	23.770	19.829	90.198	79.985

(91) Neil MacINNES							
1	9:00:44.407			34.035	22.049	69.112	77.047
2	9:01:51.774	1:07.367	21.638	25.654	20.075	88.767	77.581
3	9:02:58.254	1:06.480	21.797	24.877	19.806	86.927	78.397
4	9:04:02.367	1:04.113	20.834	23.739	19.540	89.716	78.857
5	9:05:06.177	1:03.810	20.532	23.725	19.553	89.836	78.765
6	9:06:10.560	1:04.383	20.672	23.672	20.039	89.596	78.857
7	9:07:14.760	1:04.200	20.591	23.757	19.852	90.077	78.580
8	9:08:18.631	1:03.871	20.478	23.846	19.547	89.957	78.950
9	9:09:23.794	1:05.163	20.569	24.095	20.499	81.343	79.323

(90) Richard SUTHERLAND							
1	9:00:28.273						
2	9:01:33.451	1:05.178					
3	9:02:37.986	1:04.535					
4	9:03:42.649	1:04.663					
5	9:04:46.991	1:04.342					
6	9:05:50.852	1:03.861					
7	9:06:55.139	1:04.287					
8	9:07:59.313	1:04.174					
9	9:09:04.447	1:05.134				</	

SMRC Season Finale

Scottish BMW Compact Cup

Knockhill 1.267 miles

Qualifying 3

04/10/2015 09:00

Practice (10:00 Time) started at 8:58:23

Lap	Time of Day	Lap Tm	S1	S2	S3	S3Spd	SFSpd
2	9:00:39.887	1:05.233	21.203	24.370	19.660	87.952	79.230
3	9:01:45.651	1:05.764	22.007	24.166	19.591	89.477	78.672
4	9:02:49.932	1:04.281	20.730	24.095	19.456	89.358	79.043
5	9:03:54.161	1:04.229	20.597	24.161	19.471	89.477	79.417
6	9:04:58.540	1:04.379	20.719	23.993	19.667	88.649	79.136
7	9:06:02.415	1:03.875	20.530	23.950	19.395	89.477	79.230
8	9:07:06.335	1:03.920	20.570	23.969	19.381	89.596	79.511
9	9:08:11.799	1:05.464	20.768	25.034	19.662	89.002	79.043
10	9:09:15.795	1:03.996	20.536	23.857	19.603	89.716	79.230

Lap	Time of Day	Lap Tm	S1	S2	S3	S3Spd	SFSpd
(77) Ashleigh MORRIS							
1	9:00:21.516			32.029	25.176	57.752	75.402
2	9:01:28.400	1:06.884	21.946	25.063	19.875	88.183	77.671
3	9:02:33.576	1:05.176	21.183	24.405	19.588	89.239	78.580
4	9:03:38.283	1:04.707	20.898	24.262	19.547	89.836	78.950
5	9:04:42.717	1:04.434	20.800	24.147	19.487	90.198	78.580
6	9:05:47.620	1:04.903	20.811	24.416	19.676	89.836	78.672
7	9:06:53.456	1:05.836	20.803	24.952	20.081	81.540	78.950
8	9:07:58.740	1:05.284	21.191	24.434	19.659	90.198	79.043
9	9:09:04.242	1:05.502	21.094	24.292	20.116	90.077	77.761

(35) Martin BUCHAN

1	9:00:29.025			29.577	21.050	85.706	76.870
2	9:01:34.324	1:05.299	21.149	24.326	19.824	88.649	77.402
3	9:02:38.904	1:04.580	20.810	24.118	19.652	88.767	77.491
4	9:03:43.173	1:04.269	20.733	23.946	19.590	89.358	77.851
5	9:04:47.871	1:04.698	20.760	24.173	19.765	87.837	77.581
6	9:05:52.304	1:04.433	20.798	24.012	19.623	89.002	77.671
7	9:06:56.343	1:04.039	20.535	23.919	19.585	89.716	77.671
8	9:08:00.929	1:04.586	20.775	24.177	19.634	88.416	77.851
9	9:09:05.276	1:04.347	20.692	24.035	19.620	88.884	77.671

(84) Robert MARSHALL

1	9:00:15.587			31.169	26.726	47.560	76.694
2	9:01:21.232	1:05.645	21.393	24.199	20.053	88.183	77.224
3	9:02:26.147	1:04.915	21.102	24.099	19.714	88.183	78.214
4	9:03:31.165	1:05.018	21.038	24.194	19.786	88.884	77.851
5	9:04:35.658	1:04.493	20.849	23.930	19.714	89.477	78.580
6	9:05:39.855	1:04.197	20.589	24.015	19.593	89.002	78.397
7	9:06:44.918	1:05.063	20.639	23.892	20.532	81.639	78.857
8	9:07:50.219	1:05.301	20.588	25.025	19.688	89.358	78.672
9	9:08:54.347	1:04.128	20.688	23.818	19.622	89.477	78.857

(78) James LESLIE

1	9:01:02.865			30.544	21.719	75.402	76.432
2	9:02:09.900	1:07.035	22.114	24.439	20.482	89.477	76.958
3	9:03:14.958	1:05.058	21.029	24.190	19.839	88.884	77.313
4	9:04:19.686	1:04.728	20.913	24.003	19.812	89.716	77.671
5	9:05:24.018	1:04.332	20.721	23.835	19.776	89.957	77.941
6	9:06:33.319	1:09.301	20.710	27.282	21.309	68.338	78.123
7	9:07:37.473	1:04.154	20.473	23.845	19.836	90.198	77.761
8	9:08:43.329	1:05.856	21.160	24.978	19.718	89.239	78.397

(44) Ryan STIRLING

1	8:59:49.343			30.696	21.216	87.266	76.086
2	9:01:01.204	1:11.861	22.072	27.062	22.727	83.260	76.607
3	9:02:08.310	1:07.106	20.999	25.089	21.018	87.380	75.572
4	9:03:13.221	1:04.911	20.982	24.088	19.841	90.320	78.305
5	9:04:17.652	1:04.431	20.383	24.108	19.940	90.077	78.397
6	9:05:21.978	1:04.326	20.674	23.803	19.849	90.442	79.043
7	9:06:32.513	1:10.535	20.848	27.938	21.749	62.194	78.214
8	9:07:36.680	1:04.167	20.550	23.866	19.751	90.198	78.397
9	9:08:41.979	1:05.299	21.321	24.250	19.728	89.002	79.043

(18) Graham KELLY

1	8:59:48.655			30.867	21.035	85.054	76.259
2	9:00:58.565	1:09.910	22.415	26.467	21.028	85.162	78.032
3	9:02:03.825	1:05.260	21.106	23.973	20.181	89.358	79.417
4	9:03:08.584	1:04.759	20.691	23.923	20.145	90.442	78.672
5	9:04:12.900	1:04.316	20.712	23.856	19.748	90.932	79.985
6	9:05:19.576	1:06.676	20.875	24.684	21.117	88.884	78.950
7	9:06:25.952	1:06.376	20.749	25.256	20.371	89.358	79.043
8	9:07:30.542	1:04.590	20.688	23.941	19.961	89.836	79.700
9	9:08:35.154	1:04.612	20.510	24.108	19.994	90.442	79.136

(21) Zack RUNCIE

1	8:59:47.484			29.998	20.626	83.885	75.828
2	9:00:55.971	1:08.487	23.034	25.330	20.123	87.494	77.047
3	9:02:01.282	1:05.311	21.440	23.931	19.940	88.068	78.032
4	9:03:06.576	1:05.294	21.071	24.444	19.779	88.183	77.941
5	9:04:11.479	1:04.903	20.910	24.256	19.737	88.532	77.135
6	9:05:18.880	1:07.401	21.594	24.972	20.835	86.479	77.135
7	9:06:24.998	1:06.118	20.850	25.670	19.598	87.494	77.491
8	9:07:29.696	1:04.698	20.891	23.997	19.810	87.722	77.581
9	9:08:34.083	1:04.387	21.020	23.712	19.655	88.649	77.671

(76) Jonathan ATKINSON

1	8:59:35.108			27.276	21.184	83.571	77.047
2	9:00:41.152	1:06.044	21.488	24.614	19.942	86.814	77.313
3	9:01:48.022	1:06.870	21.687	25.384	19.799	86.590	77.491
4	9:02:53.554	1:05.532	21.449	24.319	19.764	87.494	77.224
5	9:03:58.155	1:04.601	20.813	24.106	19.682	87.837	77.851
6	9:05:02.723	1:04.568	20.662	24.080	19.826	87.837	78.032
7	9:06:16.360	1:13.637	23.075	28.375	22.187	61.454	77.761
8	9:07:20.855	1:04.495	20.721	24.117	19.657	88.532	78.032
9	9:08:26.481	1:05.626	21.676	24.344	19.606	88.183	77.491

(68) Donald MacCOLL

1	9:00:04.159			34.853	21.320	77.581	77.047
2	9:01:10.109	1:05.950	21.517	24.548	19.885	87.040	77.224
3	9:02:15.673	1:05.564	21.082	24.631	19.851	87.837	77.851
4	9:03:20.865	1:05.192	20.832	24.566	19.794	87.494	78.032
5	9:04:26.921	1:06.056	20.770	25.131	20.155	86.814	77.851
6	9:05:31.560	1:04.639	20.752	24.097	19.790	88.183	77.941
7	9:06:36.563	1:05.003	20.902	24.279	19.822	88.068	77.941
8	9:07:41.171	1:04.608	20.741	24.099	19.768	88.183	77.851
9	9:08:45.739	1:04.568	20.670	24.322	19.576	88.767	78.032

(83) David NOBLE

1	9:00:05.579			36.640	21.723	67.991	77.135
2	9:01:11.085	1:05.506	21.214	24.350	19.942	88.183	77.581
3	9:02:16.298	1:05.213	21.190	24.337	19.686	89.358	78.397
4	9:03:21.640	1:05.342	21.134	24.406	19.802	89.358	78.397
5	9:04:27.631	1:05.991	20.877	24.986	20.128	86.927	78.123
6	9:05:32.350	1:04.719	20.942	24.199	19.578	89.596	79.323
7	9:06:37.455	1:05.105	21.028	24.326	19.751	89.477	79.043
8	9:07:42.058	1:04.603	21.016	23.971	19.616	90.198	78.950
9	9:08:47.007	1:04.949	20.918	24.259	19.772	89.596	78.950

(40) Steven GOLDIE

1	9:00:45.166			28.633	21.927	69.183	76.958
2	9:01:53.871	1:08.705	21.735	24.961	22.009	87.608	76.607
3	9:03:01.140	1:07.269	21.797	25.033	20.439	87.837	79.417
4	9:04:09.078	1:07.938	21.334	25.330	21.274	88.649	79.606
5	9:05:15.091	1:06.013	21.527	24.770	19.716	89.239	79.136
6	9:06:19.907	1:04.816	20.975	24.023	19.818	91.427	79.606
7	9:07:24.613	1:04.706	21.008	23.869	19.829	91.303	79.700
8	9:08:29.481	1:04.868	21.031	23.965	19.872	91.303	79.985

(71) Josh ORR

1	8:59:47.784			31.984	21.085	82.240	74.647
2	9:00:57.216	1:09.432	23.065	26.182	20.185	86.035	75.233
3	9:02:02.681	1:05.465	21.387	24.177	19.901	86.590	75.742
4	9:03:07.771						

SMRC Season Finale

Scottish BMW Compact Cup

Knockhill 1.267 miles

Qualifying 3

04/10/2015 09:00

Practice (10:00 Time) started at 8:58:23

Lap	Time of Day	Lap Tm	S1	S2	S3	S3Spd	SFSpd	Lap	Time of Day	Lap Tm	S1	S2	S3	S3Spd	SFSpd
8	9:07:31.651	1:05.315	21.251	24.304	19.760	90.198	78.950								
9	9:08:40.583	1:08.932	20.985	24.140	23.807	90.077	24.474								
(99) Philip WEBSTER															
1	9:00:38.731				21.755		78.123								
2	9:01:49.158	1:10.427			20.260	86.257	79.511								
3	9:03:00.699	1:11.541			21.227	79.606	80.081								
4	9:04:08.685	1:07.986			20.992	87.494	80.368								
5	9:05:16.353	1:07.668			20.086	87.266	79.511								
6	9:06:28.482	1:12.129			21.108	82.139	80.272								
7	9:07:35.710	1:07.223	21.962	25.341	19.925	88.767	80.368								
8	9:08:46.411	1:10.701			21.426	86.702	70.789								
(17) Duncan GRANT															
1	9:00:35.291			33.215	21.445	81.839	73.422								
2	9:01:46.973	1:11.682	23.471	27.132	21.079	83.571	75.657								
3	9:03:18.494	1:31.521	22.945	46.795	21.781	63.912	77.135								
4	9:04:28.763	1:10.269	22.557	26.277	21.435	84.946	75.402								
5	9:05:54.569	1:25.806	22.254	41.505	22.047	63.609	75.487								
6	9:07:04.205	1:09.636	22.682	26.213	20.741	85.054	76.519								
7	9:08:13.204	1:08.999	22.637	26.033	20.329	86.479	77.581								
8	9:09:21.663	1:08.459	22.264	25.495	20.700	87.722	77.313								

Clerk of the Course :

Orbits

Sig : Time :

Chief Timekeeper : Ian Sharp (SMART Timing)

Results available at www.mylaps.com and www.smart-timing.co.uk

www.mylaps.com

Licensed to: SMART Timing

Printed: 04/10/2015 09:47:42

Page 3/3

SMRC Season Finale

Scottish BMW Compact Cup

Knockhill 1.267 miles

Race 3 - 1st Race

04/10/2015 11:25

Race (12 Laps)

POLE POSITION

2
85 Gary CLARK
1:02.846

1
2 Steven DAILLY
1:02.817

1

4
97 Greig SUTHERLAND
1:03.056

3
23 David McNAUGHTON
1:02.956

2

6
7 Steven KING
1:03.401

5
75 Michael COURTS
1:03.334

3

8
45 Calum KING
1:03.554

7
72 Cliff HARPER
1:03.500

4

10
81 Douglas SIMPSON
1:03.727

9
14 Lee ELRICK
1:03.670

5

12
91 Neil MacINNES
1:03.810

11
6 Phil DRYBURGH
1:03.777

6

14
8 Derek KINGHORN
1:03.875

13
90 Richard SUTHERLAND
1:03.861

7

16
84 Robert MARSHALL
1:04.128

15
35 Martin BUCHAN
1:04.039

8

18
44 Ryan STIRLING
1:04.167

17
78 James LESLIE
1:04.154

9

20
21 Zack RUNCIE
1:04.387

19
18 Graham KELLY
1:04.316

10

Clerk of the Course :

Orbits

Sig : Time :

Chief Timekeeper : Ian Sharp (SMART Timing)

www.mylaps.com

Results available at www.mylaps.com and www.smart-timing.co.uk

Licensed to: SMART Timing

Printed: 04/10/2015 09:47:58

Page 1/2

SMRC Season Finale

Scottish BMW Compact Cup

Knockhill 1.267 miles

Race 3 - 1st Race

04/10/2015 11:25

Race (12 Laps)

22

76 Jonathan ATKINSON
1:04.495

24

83 David NOBLE
1:04.603

26

71 Josh ORR
1:04.958

28

99 Philip WEBSTER
1:07.228

30

16 Ivor MAIRS

21

77 Ashleigh MORRIS
1:04.434

23

68 Donald MacCOLL
1:04.568

25

40 Steven GOLDIE
1:04.706

27

5 Colin GILLIESPIE
1:05.264

29

17 Duncan GRANT
1:08.459

11

12

13

14

15

Clerk of the Course :

Orbits

Sig : Time :

Chief Timekeeper : Ian Sharp (SMART Timing)

Results available at www.mylaps.com and www.smart-timing.co.uk

www.mylaps.com

Licensed to: SMART Timing

Printed: 04/10/2015 09:47:58

Page 2/2

SMRC Season Finale**Sorted on best lap time**

Scottish Fiesta Championship

Knockhill 1.267 miles

Qualifying 4

04/10/2015 09:15

Practice (10:00 Time) started at 9:12:18

Pos	No.	Name	Make/Model	CC	Laps	Best Tm	In Lap	Diff	Best Speed	2nd Best
1	7	Kevin WHYTE	Ford Fiesta ST	2000	7	1:01.406	3		74.274	1:01.479
2	1	Wayne MacAULEY	Ford Fiesta ST	2000	7	1:01.758	5	0.352	73.850	1:01.863
3	51	Chris MILFORD	Ford Fiesta ST	2000	10	1:02.190	9	0.784	73.337	1:02.396
4	31	George ORR	Ford Fiesta ST	2000	10	1:02.277	4	0.871	73.235	1:02.376
5	61	Peter CRUICKSHANK	Ford Fiesta ST	2000	9	1:02.690	7	1.284	72.752	1:02.781
6	55	Stephen WARD	Ford Fiesta ST	2000	10	1:02.764	6	1.358	72.666	1:02.767
7	14	John BALFOUR	Ford Fiesta ST	2000	9	1:02.776	7	1.370	72.653	1:02.958
8	37	Russell MORGAN	Ford Fiesta ST	2000	9	1:02.906	8	1.500	72.502	1:03.228
9	24	Steven GRAY	Ford Fiesta XR2	1600	9	1:03.576	8	2.170	71.738	1:03.825
10	50	Jim DEANS	Ford Fiesta XR2	1600	10	1:03.700	9	2.294	71.599	1:03.762
11	17	Gary WEBSTER	Ford Fiesta XR2	1600	9	1:04.887	8	3.481	70.289	1:05.173
12	18	Barry FARQUHARSON	Ford Fiesta XR2	1600	8	1:04.917	8	3.511	70.256	1:05.005
13	21	Annie BUTTERWORTH	Ford Fiesta XR2	1600	9	1:04.991	7	3.585	70.176	1:05.117
14	19	Josh ORR	Ford Fiesta XR2	1600	9	1:05.211	8	3.805	69.940	1:05.249
15	28	David TAYLOR	Ford Fiesta XR2	1600	9	1:06.115	6	4.709	68.983	1:06.133
16	69	Jade MAXWELL	Ford Fiesta XR2	1600	9	1:06.986	9	5.580	68.086	1:08.009
17	88	Cameron DALZIEL	Ford Fiesta ST	2000	9	1:07.093	7	5.687	67.978	1:07.107
18	81	Graeme CUTHBERT	Ford Fiesta XR2	1600	9	1:07.966	9	6.560	67.105	1:08.019
19	20	Chris McNEILL	Ford Fiesta XR2	1600	8	1:08.898	8	7.492	66.197	1:09.261

Clerk of the Course :

Orbits

Sig : Time :

Chief Timekeeper : Ian Sharp (SMART Timing)

www.mylaps.com

Results available at www.mylaps.com and www.smart-timing.co.uk

Licensed to: SMART Timing

Printed: 04/10/2015 10:07:42

SMRC Season Finale

Scottish Fiesta Championship

Knockhill 1.267 miles

Qualifying 4

04/10/2015 09:15

Practice (10:00 Time) started at 9:12:18

Lap	Time of Day	Lap Tm	S1	S2	S3	S3Spd	SFSpd
(7) Kevin WHYTE							
1	9:13:49.984			34.672	24.189	51.188	80.561
2	9:14:52.861	1:02.877	20.634	23.571	18.672	92.562	81.739
3	9:15:54.267	1:01.406	19.846	23.135	18.425	93.335	82.039
4	9:16:55.931	1:01.664	19.894	23.266	18.504	93.335	81.739
5	9:17:57.410	1:01.479	19.819	23.123	18.537	93.076	81.441
6	9:18:58.912	1:01.502	19.863	23.095	18.544	93.205	81.739
7	9:20:04.398	1:05.486	20.645	23.335	21.506	92.054	31.329

Lap	Time of Day	Lap Tm	S1	S2	S3	S3Spd	SFSpd
(1) Wayne MacAULEY							
1	9:13:52.832			29.533	20.073	84.946	79.795
2	9:14:56.520	1:03.688	21.163	23.661	18.864	92.181	81.146
3	9:15:58.383	1:01.863	19.919	23.094	18.850	92.308	81.244
4	9:17:00.399	1:02.016	20.118	23.061	18.837	92.181	81.146
5	9:18:02.157	1:01.758	19.912	23.020	18.826	92.181	81.244
6	9:19:04.311	1:02.154	20.008	23.212	18.934	91.427	79.700
7	9:20:11.529	1:07.218	20.064	23.138	24.016	92.562	21.704

Lap	Time of Day	Lap Tm	S1	S2	S3	S3Spd	SFSpd
(51) Chris MILFORD							
1	9:13:55.331			25.518	19.861	89.358	81.048
2	9:15:01.083	1:05.752	23.164	23.691	18.897	92.308	80.368
3	9:16:03.479	1:02.396	20.452	23.331	18.613	92.054	81.739
4	9:17:06.115	1:02.636	20.383	23.431	18.822	92.181	81.839
5	9:18:08.611	1:02.496	20.602	23.208	18.686	92.181	81.441
6	9:19:11.120	1:02.509	20.112	23.441	18.956	91.677	81.839
7	9:20:14.120	1:03.000	20.033	24.103	18.864	91.802	81.639
8	9:21:16.600	1:02.480	20.219	23.392	18.869	92.308	81.639
9	9:22:18.790	1:02.190	20.057	23.355	18.778	91.802	82.240
10	9:23:22.150	1:03.360	20.096	24.509	18.755	90.320	81.441

Lap	Time of Day	Lap Tm	S1	S2	S3	S3Spd	SFSpd
(31) George ORR							
1	9:13:45.094			31.035	23.965	60.896	78.488
2	9:14:48.615	1:03.521	20.669	23.813	19.039	90.320	79.606
3	9:15:51.514	1:02.899	20.259	23.698	18.942	90.686	79.890
4	9:16:53.791	1:02.277	20.077	23.298	18.902	90.809	79.795
5	9:17:56.248	1:02.457	20.094	23.259	19.104	91.303	79.511
6	9:18:58.624	1:02.376	19.899	23.523	18.954	90.932	79.417
7	9:20:02.820	1:04.196	21.782	23.468	18.946	91.677	79.985
8	9:21:05.528	1:02.708	20.374	23.416	18.918	91.179	79.985
9	9:22:08.550	1:03.022	20.192	23.388	19.442	91.055	78.488
10	9:23:11.248	1:02.698	20.173	23.419	19.106	90.077	79.511

Lap	Time of Day	Lap Tm	S1	S2	S3	S3Spd	SFSpd
(61) Peter CRUICKSHANK							
1	9:14:19.670			29.585	22.074	67.649	78.397
2	9:15:24.030	1:04.360	21.658	23.824	18.878	90.809	80.081
3	9:16:37.307	1:13.277	20.534	29.641	23.102	54.782	79.417
4	9:17:40.769	1:03.462	20.925	23.594	18.943	91.552	80.465
5	9:18:44.748	1:03.979	20.946	23.909	19.124	91.427	80.081
6	9:19:47.546	1:02.798	20.399	23.518	18.881	91.677	80.465
7	9:20:50.236	1:02.690	20.186	23.543	18.961	91.179	79.606
8	9:21:53.017	1:02.781	20.264	23.567	18.950	90.442	80.368
9	9:22:55.835	1:02.818	20.365	23.539	18.914	91.179	80.465

Lap	Time of Day	Lap Tm	S1	S2	S3	S3Spd	SFSpd
(55) Stephen WARD							
1	9:13:54.780				20.900	77.761	79.700
2	9:15:01.325	1:06.545			19.605		79.511
3	9:16:04.465	1:03.140			18.941		79.323
4	9:17:07.395	1:02.930	20.401	23.627	18.902		80.465
5	9:18:10.614	1:03.219			19.141		79.323
6	9:19:13.378	1:02.764		23.508	18.879	90.198	80.272
7	9:20:16.273	1:02.895			19.112	89.836	80.176
8	9:21:19.040	1:02.767			18.898		80.081
9	9:22:22.225	1:03.185	20.425	23.806	18.954		80.368
10	9:23:25.377	1:03.152	20.519	23.632	19.001		80.465

Lap	Time of Day	Lap Tm	S1	S2	S3	S3Spd	SFSpd
(14) John BALFOUR							
1	9:13:53.852			33.026	20.251	77.671	80.658
2	9:15:19.226	1:25.374	40.503	25.322	19.549	89.957	80.853
3	9:16:25.120	1:05.894	20.899	25.568	19.427	88.884	80.368
4	9:17:28.954	1:03.834	21.127	23.737	18.970	91.677	80.368
5	9:18:32.477	1:03.523	20.820	23.642	19.061	90.932	79.700
6	9:19:35.510	1:03.033	20.119	23.922	18.992	90.320	80.658
7	9:20:38.286	1:02.776	20.273	23.690	18.813	91.179	79.417

Lap	Time of Day	Lap Tm	S1	S2	S3	S3Spd	SFSpd
8	9:21:41.244	1:02.958	20.249	23.760	18.949	90.320	80.081
9	9:22:44.440	1:03.196	20.222	23.797	19.177	90.564	79.417

Lap	Time of Day	Lap Tm	S1	S2	S3	S3Spd	SFSpd
(37) Russell MORGAN							
1	9:14:07.894					27.839	20.818
2	9:15:17.557	1:09.663	23.913	26.426	19.324	88.183	79.323
3	9:16:24.687	1:07.130	21.526	26.428	19.176	87.837	79.985
4	9:17:28.083	1:03.396	20.945	23.509	18.942	90.809	80.368
5	9:18:31.754	1:03.671	20.723	23.981	18.967	89.596	79.890
6	9:19:34.982	1:03.228	20.211	23.940	19.077	90.564	79.323
7	9:20:39.204	1:04.222	20.412	23.884	19.926	88.183	80.658
8	9:21:42.110	1:02.906	20.278	23.606	19.022	90.932	79.795
9	9:22:45.403	1:03.293	20.436	23.565	19.292	90.320	79.043

Lap	Time of Day	Lap Tm	S1	S2	S3	S3Spd	SFSpd
(24) Steven GRAY							
1	9:14:01.291					32.756	23.350
2	9:15:12.067	1:10.776	23.672	26.402	20.702	84.412	74.813
3	9:16:18.611	1:06.544	22.382	24.386	19.776	84.839	74.481
4	9:17:23.235	1:04.624	21.147	23.749	19.728	85.596	74.564
5	9:18:27.489	1:04.254	20.880	23.790	19.584	85.706	74.897
6	9:19:31.555	1:04.066	20.810	23.622	19.634	86.146	75.148
7	9:20:35.380	1:03.825	20.725	23.541	19.559	86.368	75.572
8	9:21:38.956	1:03.576	20.692	23.453	19.431	86.146	75.402
9	9:22:44.695	1:05.739	20.578	23.559	21.602	86.257	61.907

Lap	Time of Day	Lap Tm	S1	S2	S3	S3Spd	SFSpd
(50) Jim DEANS							
1	9:13:51.855					34.865	25.057
2	9:14:57.438	1:05.583	21.678	24.165	19.740	85.054	75.914
3	9:16:01.535	1:04.097	20.842	23.743	19.512	87.380	75.487
4	9:17:05.547	1:04.012	20.586	23.885	19.541	87.266	75.402
5	9:18:10.481	1:04.934	21.841	23.567	19.526	87.380	76.086
6	9:19:14.583	1:04.102	21.020	23.807	19.275	87.494	75.742
7	9:20:18.345	1:03.762	20.462	23.753	19.547	86.927	75.914
8	9:21:22.145	1:03.800	20.539	23.821	19.440	86.702	75.657
9	9:22:25.845	1:03.700	20.545	23.769	19.386	86.479	75.487
10	9:23:30.049	1:04.204	20.506	24.045	19.653	86.035	75.402

Lap	Time of Day	Lap Tm	S1	S2	S3	S3Spd	SFSpd
(17) Gary WEBSTER							
1	9:14:10.938					28.634	23.604
2	9:15:21.380	1:10.442	24.420	25.735	20.287	85.487	75.148
3	9:16:33.859	1:12.479	21.341	24.200	26.938	85.706	62.484
4	9:17:40.468	1:06.609	22.495	24.244	19.870	86.146	75.828
5	9:18:58.027	1:17.559	24.147	27.956	25.456	77.402	48.948
6	9:20:06.939	1:08.912	24.139	24.329	20.444	86.479	75.572
7	9:21:12.112	1:05.173	21.117	24.103	19.953	86.146	75.914

SMRC Season Finale

Scottish Fiesta Championship

Knockhill 1.267 miles

Qualifying 4

04/10/2015 09:15

Practice (10:00 Time) started at 9:12:18

Lap	Time of Day	Lap Tm	S1	S2	S3	S3Spd	SFSpd
5	9:18:33.488	1:05.487	21.299	24.318	19.870	84.625	74.647
6	9:19:38.737	1:05.249	21.034	24.180	20.035	84.625	73.907
7	9:20:44.117	1:05.380	21.252	24.214	19.914	84.412	74.152
8	9:21:49.328	1:05.211	21.207	24.130	19.874	84.518	73.907
9	9:22:54.697	1:05.369	21.181	24.229	19.959	83.675	73.342

(28) David TAYLOR

1	9:14:23.103			29.777	21.815	70.789	73.182
2	9:15:31.193	1:08.090	22.673	25.258	20.159	84.625	74.152
3	9:16:38.369	1:07.176	21.779	24.765	20.632	85.162	75.148
4	9:17:44.502	1:06.133	21.396	24.689	20.048	85.162	75.064
5	9:18:52.161	1:07.659	21.301	26.202	20.156	83.885	75.148
6	9:19:58.276	1:06.115	20.944	24.970	20.201	85.487	74.316
7	9:21:04.532	1:06.256	21.313	24.918	20.025	85.925	74.070
8	9:22:11.426	1:06.894	21.916	24.862	20.116	85.162	74.897
9	9:23:54.797	1:43.371	21.064	50.196	32.111	50.495	33.304

(69) Jade MAXWELL

1	9:13:57.166			36.704	24.967	67.377	70.417
2	9:15:11.126	1:13.960	24.447	27.933	21.580	79.417	71.315
3	9:16:26.548	1:15.422	26.184	27.534	21.704	79.890	73.342
4	9:17:35.776	1:09.228	22.539	25.482	21.207	82.747	73.262
5	9:18:44.398	1:08.622	22.413	25.563	20.646	82.951	73.262
6	9:19:52.459	1:08.061	22.272	25.317	20.472	83.260	73.422
7	9:21:01.348	1:08.889	22.479	25.689	20.721	82.951	73.262
8	9:22:09.357	1:08.009	22.135	24.916	20.958	83.157	74.070
9	9:23:16.343	1:06.986	21.722	24.924	20.340	83.675	73.664

(88) Cameron DALZIEL

1	9:13:58.293			33.900	24.450	55.737	74.897
2	9:15:11.421	1:13.128	24.835	27.432	20.861	85.815	78.765
3	9:16:27.475	1:16.054	24.692	29.128	22.234	77.491	76.345
4	9:17:39.303	1:11.828	25.448	26.304	20.076	85.596	79.136
5	9:18:52.928	1:13.625	25.027	28.297	20.301	82.645	78.397
6	9:20:01.190	1:08.262	22.742	25.637	19.883	88.884	77.851
7	9:21:08.283	1:07.093	22.457	24.833	19.803	90.564	77.047
8	9:22:15.390	1:07.107	22.070	25.048	19.989	89.239	78.397
9	9:23:23.577	1:08.187	22.408	25.814	19.965	87.040	79.043

(81) Graeme CUTHBERT

1	9:14:00.451			34.402	23.369	66.181	71.927
2	9:15:13.413	1:12.962	24.093	27.871	20.998	81.839	73.422
3	9:16:27.626	1:14.213	24.435	27.764	22.014	74.399	72.627
4	9:17:38.901	1:11.275	24.651	26.227	20.397	82.341	73.182
5	9:18:48.299	1:09.398	22.543	26.398	20.457	83.054	73.907
6	9:19:56.427	1:08.128	22.190	25.549	20.389	83.571	74.152
7	9:21:04.827	1:08.400	22.526	25.285	20.589	83.571	74.481
8	9:22:12.846	1:08.019	22.611	25.215	20.193	83.780	74.399
9	9:23:20.812	1:07.966	21.910	25.615	20.441	83.157	73.826

(20) Chris McNEILL

1	9:14:21.864			28.990	23.048	77.761	72.314
2	9:15:34.928	1:13.064	24.368	27.266	21.430	80.368	74.647
3	9:16:47.506	1:12.578	24.876	27.337	20.365	83.467	74.897
4	9:17:57.025	1:09.519	22.992	25.746	20.781	84.200	75.064
5	9:19:07.725	1:10.700	22.794	27.434	20.472	83.675	76.000
6	9:20:20.161	1:12.436	22.453	28.468	21.515	64.838	75.742
7	9:21:29.422	1:09.261	22.399	26.703	20.159	83.363	75.572
8	9:22:38.320	1:08.898	22.602	26.035	20.261	84.095	75.064

Clerk of the Course :

Orbits

Sig : Time :

Chief Timekeeper : Ian Sharp (SMART Timing)

Results available at www.mylaps.com and www.smart-timing.co.uk

www.mylaps.com

Licensed to: SMART Timing

SMRC Season Finale

Scottish Fiesta Championship

Knockhill 1.267 miles

Race 4 - 1st Race

04/10/2015 11:50

Race (12 Laps)

POLE POSITION

2 1 Wayne MacAULEY 1:01.758
4 31 George ORR 1:02.277
6 55 Stephen WARD 1:02.764
8 37 Russell MORGAN 1:02.906
10 50 Jim DEANS 1:03.700
12 18 Barry FARQUHARSON 1:04.917
14 19 Josh ORR 1:05.211
16 69 Jade MAXWELL 1:06.986
18 81 Graeme CUTHBERT 1:07.966

1 7 Kevin WHYTE 1:01.406
3 51 Chris MILFORD 1:02.190
5 61 Peter CRUICKSHANK 1:02.690
7 14 John BALFOUR 1:02.776
9 24 Steven GRAY 1:03.576
11 17 Gary WEBSTER 1:04.887
13 21 Annie BUTTERWORTH 1:04.991
15 28 David TAYLOR 1:06.115
17 88 Cameron DALZIEL 1:07.093
19 20 Chris McNEILL 1:08.898

1
2
3
4
5
6
7
8
9
10

Clerk of the Course :

Orbits

Sig : Time :

Chief Timekeeper : Ian Sharp (SMART Timing)

Results available at www.mylaps.com and www.smart-timing.co.uk

www.mylaps.com

Licensed to: SMART Timing

Printed: 04/10/2015 09:48:46

SMRC Season Finale**Sorted on best lap time**

Scottish FF1600 Championship

Knockhill 1.267 miles

Qualifying 5

04/10/2015 09:30

Practice (10:00 Time) started at 9:26:09

Pos	No.	Name	Make/Model	CC	Laps	Best Tm	In Lap	Diff	Best Speed	2nd Best
1	78	Adam MacKAY	Ray GR14	1600	11	54.965	7		82.977	55.123
2	25	Neil MacLENNAN	Ray GR09	1600	11	54.982	11	0.017	82.952	55.205
3	50	Jamie THORBURN	Ray GR15	1600	11	55.417	10	0.452	82.300	55.545
4	92	Matthew CHISHOLM	Van Diemen RF92	1600	11	55.663	6	0.698	81.937	55.703
5	55	Sam McKENZIE	Ray GR08	1600	11	55.940	10	0.975	81.531	56.021
6	6	Sebastian MELROSE	Ray GR14	1600	11	56.036	11	1.071	81.391	56.114
7	3	Neil BROOME	Swift SC93C	1600	11	56.224	10	1.259	81.119	56.443
8	70	David THORBURN	Ray GR15	1600	11	56.347	10	1.382	80.942	56.574
9	79	Phil HOOKER	Ray GR14	1600	11	56.850	10	1.885	80.226	56.979
10	77	Fraser GRAY	Ray GR14	1600	10	57.833	7	2.868	78.862	57.861
11	41	Colin TURNER	Van Diemen RF93	1600	10	58.063	5	3.098	78.550	58.361
12	16	Ivor MAIRS	Mondiale	1600			0		-	

Clerk of the Course :

Orbits

Sig : Time :

Chief Timekeeper : Ian Sharp (SMART Timing)

Results available at www.mylaps.com and www.smart-timing.co.ukwww.mylaps.com

Licensed to: SMART Timing

Printed: 04/10/2015 09:46:29

SMRC Season Finale

Scottish FF1600 Championship

Knockhill 1.267 miles

Qualifying 5

04/10/2015 09:30

Practice (10:00 Time) started at 9:26:09

Lap	Time of Day	Lap Tm	S1	S2	S3	S3Spd	SFSpd
(78) Adam MacKAY							
1	9:27:21.392			22.565	17.410	101.066	90.198
2	9:28:18.331	56.939	18.634	21.315	16.990	103.402	91.303
3	9:29:14.490	56.159	18.330	21.024	16.805	104.204	91.928
4	9:30:10.182	55.692	18.052	20.923	16.717	104.529	92.562
5	9:31:05.561	55.379	17.820	20.907	16.652	105.184	92.435
6	9:32:00.767	55.206	17.848	20.746	16.612	105.515	93.076
7	9:32:55.732	54.965	17.727	20.696	16.542	105.848	93.595
8	9:33:51.274	55.542	17.944	21.072	16.526	105.515	92.690
9	9:34:46.601	55.327	17.821	20.847	16.659	105.020	93.076
10	9:35:41.805	55.204	17.859	20.756	16.589	105.184	92.818
11	9:36:36.928	55.123	17.810	20.638	16.675	105.184	93.076

Lap	Time of Day	Lap Tm	S1	S2	S3	S3Spd	SFSpd
(25) Neil MacLENNAN							
1	9:27:11.501			21.461	16.845	101.987	90.686
2	9:28:08.321	56.820	18.513	21.398	16.909	104.529	90.198
3	9:29:04.151	55.830	18.188	20.880	16.762	103.242	90.809
4	9:29:59.627	55.476	18.041	20.744	16.691	103.402	90.932
5	9:30:54.947	55.320	17.942	20.759	16.619	103.402	91.303
6	9:31:50.295	55.348	17.973	20.703	16.672	103.402	91.179
7	9:32:45.641	55.346	17.976	20.762	16.608	103.721	91.677
8	9:33:40.846	55.205	17.959	20.669	16.577	103.721	91.802
9	9:34:36.132	55.286	17.885	20.832	16.569	103.721	91.928
10	9:35:31.482	55.350	18.011	20.815	16.524	104.366	92.181
11	9:36:26.464	54.982	17.794	20.632	16.556	105.848	92.181

Lap	Time of Day	Lap Tm	S1	S2	S3	S3Spd	SFSpd
(50) Jamie THORBURN							
1	9:27:10.840			22.102	17.369	101.524	90.320
2	9:28:08.485	57.645	18.882	21.497	17.266	102.926	92.054
3	9:29:04.775	56.290	18.532	21.025	16.733	105.349	92.308
4	9:30:01.044	56.269	18.195	21.307	16.767	104.204	91.928
5	9:30:57.374	56.330	18.384	21.188	16.758	104.692	91.802
6	9:31:53.214	55.840	18.267	20.917	16.656	104.692	92.435
7	9:32:49.106	55.892	18.173	20.991	16.728	104.692	91.928
8	9:33:44.881	55.775	18.099	21.059	16.617	104.856	92.308
9	9:34:40.426	55.545	18.006	20.874	16.665	104.856	92.435
10	9:35:35.843	55.417	18.010	20.801	16.606	105.020	92.435
11	9:36:31.450	55.607	17.984	21.009	16.614	104.856	92.308

Lap	Time of Day	Lap Tm	S1	S2	S3	S3Spd	SFSpd
(92) Matthew CHISHOLM							
1	9:27:29.899						
2	9:28:27.467	57.568					
3	9:29:27.117	59.650					
4	9:30:23.160	56.043					
5	9:31:18.970	55.810					
6	9:32:14.633	55.663					
7	9:33:10.745	56.112					
8	9:34:06.464	55.719					
9	9:35:02.168	55.704					
10	9:35:58.191	56.023					
11	9:36:53.894	55.703					

Lap	Time of Day	Lap Tm	S1	S2	S3	S3Spd	SFSpd
(55) Sam McKENZIE							
1	9:27:15.801			21.925	17.567	101.832	88.767
2	9:28:12.748	56.947	18.589	21.277	17.081	103.882	90.686
3	9:29:10.162	57.414	18.719	21.583	17.112	103.721	90.198
4	9:30:06.735	56.573	18.252	21.186	17.135	103.561	89.957
5	9:31:03.014	56.279	18.185	21.119	16.975	103.561	90.932
6	9:31:59.144	56.130	18.176	20.938	17.016	104.856	91.303
7	9:32:56.926	57.782	18.730	22.072	16.980	103.561	90.198
8	9:33:53.070	56.144	18.126	21.001	17.017	103.882	91.427
9	9:34:49.091	56.021	18.068	20.969	16.984	103.882	91.677
10	9:35:45.031	55.940	18.016	20.926	16.998	104.856	90.564
11	9:36:48.898	1:03.867	19.187	27.299	17.381	102.298	90.198

Lap	Time of Day	Lap Tm	S1	S2	S3	S3Spd	SFSpd
(6) Sebastian MELROSE							
1	9:27:14.993			21.965	17.204	101.987	90.442
2	9:28:12.327	57.334	18.892	21.403	17.039	103.242	90.686
3	9:29:09.224	56.897	18.651	21.269	16.977	103.242	90.932
4	9:30:05.669	56.445	18.353	21.142	16.950	103.721	91.677
5	9:31:02.347	56.678	18.433	21.237	17.008	103.882	91.928
6	9:31:58.722	56.375	18.453	21.045	16.877	104.366	91.928
7	9:32:54.974	56.252	18.233	21.195	16.824	103.561	92.054

Lap	Time of Day	Lap Tm	S1	S2	S3	S3Spd	SFSpd
8	9:33:51.736	56.762	18.398	21.319	17.045	101.524	93.465
9	9:34:47.868	56.132	18.193	21.208	16.731	104.856	92.947
10	9:35:43.982	56.114	18.308	21.163	16.643	104.692	92.562
11	9:36:40.018	56.036	18.082	21.076	16.878	104.692	92.181

Lap	Time of Day	Lap Tm	S1	S2	S3	S3Spd	SFSpd
(3) Neil BROOME							
1	9:27:25.345			23.696	18.011	94.651	89.477
2	9:28:23.154	57.809	18.825	21.735	17.249	102.768	90.320
3	9:29:20.208	57.054	18.385	21.474	17.195	104.204	90.564
4	9:30:20.945	1:00.737	18.817	24.615	17.305	100.762	90.686
5	9:31:17.472	56.527	18.391	21.134	17.002	103.084	90.564
6	9:32:14.422	56.950	18.270	21.421	17.259	103.561	90.198
7	9:33:11.934	57.512	18.993	21.082	17.437	105.184	91.552
8	9:34:08.730	56.796	18.537	21.166	17.093	103.882	91.928
9	9:35:05.406	56.676	18.458	21.272	16.946	103.242	91.427
10	9:36:01.630	56.224	18.298	21.043	16.883	103.084	91.677
11	9:36:58.073	56.443	18.101	21.432	16.910	103.084	91.179

Lap	Time of Day	Lap Tm	S1	S2	S3	S3Spd	SFSpd
(70) David THORBURN							
1	9:27:24.533			22.910	18.365	99.566	89.002
2	9:28:22.414	57.881	18.793	21.752	17.336	102.454	89.957
3	9:29:19.918	57.504	18.727	21.552	17.225	102.611	90.320
4	9:30:17.295	57.377	18.694	21.357	17.326	102.926	89.836
5	9:31:14.878	57.583	18.644	21.725	17.214	103.084	90.198
6	9:32:12.102	57.224	18.453	21.531	17.240	103.721	90.320
7	9:33:08.731	56.629	18.415	21.195	17.019	103.242	90.564
8	9:34:05.305	56.574	18.457	21.042	17.075	103.721	90.564
9	9:35:02.464	57.159	18.412	21.314	17.433	102.611	92.308
10	9:35:58.811	56.347	18.334	21.158	16.855	105.184	91.552
11	9:36:55.418	56.607	18.284	21.349	16.974	104.043	91.179

Lap	Time of Day	Lap Tm	S1	S2	S3	S3Spd	SFSpd
(79) Phil HOOKER							
1	9:27:26.748			23.991	18.317	101.218	90.564
2	9:28:26.682	59.934	19.416	22.722	17.796	100.460	89.716
3	9:29:25.174	58.492	18.971	22.116	17.405	101.987	90.686
4	9:30:23.092	57.918	18.621	21.945	17.352	103.561	91.802
5	9:31:21.249	58.157	19.018	21.830	17.309	103.402	91.552
6	9:32:18.228	56.979	18.385	21.501	17.093	103.721	91.552
7	9:33:15.605	57.377	18.356	21.875	17.146	103.561	91.677
8	9:34:12.784	57.179	18.335	21.757	17.087	103.721	91.928
9	9:35:09.908	57.124	18.397	21.737	16.990	103.561	91.928
10	9:36:06.758	56.850	18.318	21.316	17.216	104.204	91.179
11	9:37:04.184	57.426	18.468	21.739	17.219	103.721	91.552

Lap	Time of Day	Lap Tm	S1	S2	S3	S3Spd	SFSpd
(77) Fraser GRAY							
1	9:27:25.566			24.522	18.541	99.714	91.179
2	9:28:26.877	1:01.311	20.080	23.006			

SMRC Season Finale

Scottish FF1600 Championship

Knockhill 1.267 miles

Race 5 - 1st Race

04/10/2015 12:10

Race (12 Laps)

POLE POSITION

2 25 Neil MacLENNAN 54.982
4 92 Matthew CHISHOLM 55.663
6 6 Sebastian MELROSE 56.036
8 70 David THORBURN 56.347
10 77 Fraser GRAY 57.833
12 16 Ivor MAIRS

1 78 Adam MacKAY 54.965
3 50 Jamie THORBURN 55.417
5 55 Sam McKENZIE 55.940
7 3 Neil BROOME 56.224
9 79 Phil HOOKER 56.850
11 41 Colin TURNER 58.063

1
2
3
4
5
6

Clerk of the Course :

Orbits

Sig : Time :

Chief Timekeeper : Ian Sharp (SMART Timing)

Results available at www.mylaps.com and www.smart-timing.co.uk

www.mylaps.com

Licensed to: SMART Timing

Printed: 04/10/2015 09:47:08

SMRC Season Finale**Sorted on best lap time**

Celtic Speed Mini Cooper Cup

Knockhill 1.267 miles

Qualifying 6

04/10/2015 09:45

Practice (10:00 Time) started at 9:39:18

Pos	No.	Name	Make/Model	CC	Laps	Best Tm	In Lap	Diff	Best Speed	2nd Best
1	70	Oliver MORTIMER	Mini Cooper	1600	9	1:02.501	7		72.972	1:02.570
2	8	Hannah CHAPMAN	Mini Cooper	1600	9	1:02.860	5	0.359	72.556	1:03.029
3	27	Lewis CARTER	Mini Cooper	1600	9	1:03.059	8	0.558	72.327	1:03.203
4	91	Robbie DALGLEISH	Mini Cooper	1600	9	1:03.225	9	0.724	72.137	1:03.305
5	11	Morgan MURRAY	Mini Cooper	1600	10	1:03.462	3	0.961	71.867	1:03.606
6	12	Dominic WHEATLEY	Mini Cooper	1600	9	1:03.552	8	1.051	71.765	1:04.123
7	26	William BLAKE	Mini Cooper	1600	10	1:03.701	10	1.200	71.598	1:04.031
8	5	Des WHEATLEY	Mini Cooper	1600	8	1:03.790	5	1.289	71.498	1:03.931
9	23	Ian MUNRO	Mini Cooper	1600	9	1:03.847	4	1.346	71.434	1:03.937
10	6	Daniel DREELAN	Mini Cooper	1600	10	1:03.934	7	1.433	71.337	1:04.047
11	47	Reis ROBERTSON	Mini Cooper	1600	9	1:04.005	8	1.504	71.258	1:04.044
12	30	Callum DRYBURGH	Mini Cooper	1600	9	1:04.060	5	1.559	71.196	1:04.109
13	36	Marco HAIG	Mini Cooper	1600	9	1:04.107	4	1.606	71.144	1:04.123
14	7	Jonny DREELAN	Mini Cooper	1600	9	1:04.253	7	1.752	70.983	1:04.308
15	9	Martin McGEOUGH	Mini Cooper	1600	9	1:04.721	8	2.220	70.469	1:04.877
16	96	Taeler SHAND	Mini Cooper	1600	4	1:06.295	4	3.794	68.796	1:06.938

Clerk of the Course :

Orbits

Sig : Time :

Chief Timekeeper : Ian Sharp (SMART Timing)

www.mylaps.com

Results available at www.mylaps.com and www.smart-timing.co.uk

Licensed to: SMART Timing

Printed: 04/10/2015 09:52:57

SMRC Season Finale

Celtic Speed Mini Cooper Cup

Knockhill 1.267 miles

Qualifying 6

04/10/2015 09:45

Practice (10:00 Time) started at 9:39:18

Lap	Time of Day	Lap Tm	S1	S2	S3	S3Spd	SFSpd	Lap	Time of Day	Lap Tm	S1	S2	S3	S3Spd	SFSpd
(70) Oliver MORTIMER															
1	9:41:02.814				23.442	61.907	77.313	6	9:45:49.698	1:04.542	20.713	23.966	19.863	84.518	74.897
2	9:42:06.268	1:03.454			19.362	87.153	77.491	7	9:46:53.729	1:04.031	20.634	23.638	19.759	84.946	74.730
3	9:43:16.999	1:10.731			20.181		77.313	8	9:47:57.903	1:04.174	20.641	23.801	19.732	86.035	74.981
4	9:44:19.591	1:02.592			19.255		76.432	9	9:49:02.458	1:04.555	21.397	23.537	19.621	86.146	75.828
5	9:45:25.168	1:05.577			19.892	85.270	77.224	10	9:50:06.159	1:03.701	20.594	23.487	19.620	87.266	75.657
6	9:46:33.891	1:08.723	22.011	26.054	20.658	76.607	76.782	(5) Des WHEATLEY							
7	9:47:36.392	1:02.501			19.113		77.135	1	9:41:09.829			31.406	29.754	59.282	29.254
8	9:48:38.962	1:02.570			19.145		77.224	2	9:43:47.771	2:37.942	1:53.396	25.000	19.546	86.590	75.487
9	9:49:47.101	1:08.139			22.443		28.423	3	9:44:51.760	1:03.989	20.838	23.821	19.330	87.380	75.317
(8) Hannah CHAPMAN															
1	9:41:02.316			34.866	24.579	51.227	68.758	4	9:45:55.875	1:04.115	20.700	23.896	19.519	87.153	75.487
2	9:42:07.487	1:05.171	22.287	23.699	19.185	88.183	77.851	5	9:46:59.665	1:03.790	20.680	23.766	19.344	87.494	75.914
3	9:43:10.585	1:03.098	20.413	23.528	19.157	88.416	78.032	6	9:48:03.596	1:03.931	20.769	23.794	19.368	87.040	76.172
4	9:44:15.223	1:04.638	20.867	23.534	20.237	85.162	77.313	7	9:49:07.763	1:04.167	20.714	24.006	19.447	87.040	76.086
5	9:45:18.083	1:02.860	20.323	23.462	19.075	89.120	77.941	8	9:50:11.923	1:04.160	20.672	24.044	19.444	87.722	76.345
6	9:46:27.815	1:09.732	23.100	26.698	19.934	78.397	77.491	(23) Ian MUNRO							
7	9:47:33.765	1:05.950	22.996	23.713	19.241	87.153	76.607	1	9:40:56.845			38.398	24.209	53.133	73.502
8	9:48:36.794	1:03.029	20.535	23.440	19.054	87.952	77.581	2	9:42:04.677	1:07.832	21.475	24.298	22.059	83.571	75.233
9	9:49:41.341	1:04.547	20.207	23.735	20.605	87.266	37.914	3	9:43:08.701	1:04.024	20.815	23.773	19.436	86.702	76.000
(27) Lewis CARTER															
1	9:41:10.981			33.338	30.073	56.823	60.621	4	9:44:12.548	1:03.847	20.512	23.789	19.546	87.040	75.317
2	9:42:16.946	1:05.965	22.646	23.766	19.553	86.814	75.742	5	9:45:17.148	1:04.600	21.185	23.918	19.497	86.146	75.742
3	9:43:20.447	1:03.501	20.549	23.712	19.240	86.927	76.000	6	9:46:25.813	1:08.665	22.502	26.309	19.854	84.518	75.487
4	9:44:23.981	1:03.534	20.408	23.643	19.483	86.368	76.259	7	9:47:30.072	1:04.259	20.585	23.991	19.683	85.596	75.487
5	9:45:27.269	1:03.288	20.249	23.685	19.354	87.608	76.086	8	9:48:34.070	1:03.998	20.522	23.909	19.567	84.946	74.813
6	9:46:35.656	1:08.387	20.737	27.104	20.546	68.407	75.914	9	9:49:38.007	1:03.937	20.586	23.721	19.630	86.257	75.572
7	9:47:38.859	1:03.203	20.245	23.663	19.295	86.927	76.259	(6) Daniel DREELAN							
8	9:48:41.918	1:03.059	20.164	23.609	19.286	87.722	76.259	1	9:40:41.106			26.634	20.353	82.543	73.583
9	9:49:45.641	1:03.723	20.452	23.721	19.550	88.416	76.432	2	9:41:47.014	1:05.908	21.800	24.268	19.840	84.306	74.647
(91) Robbie DALGLEISH															
1	9:41:02.191			25.827	21.717	70.863	72.549	3	9:42:51.814	1:04.800	21.080	23.914	19.806	84.625	73.989
2	9:42:06.848	1:04.657	21.466	23.778	19.413	86.814	76.259	4	9:43:56.351	1:04.537	20.952	23.844	19.741	85.054	74.813
3	9:43:10.412	1:03.564	20.614	23.678	19.272	87.153	76.870	5	9:45:00.839	1:04.488	20.998	23.901	19.589	85.815	74.813
4	9:44:15.512	1:05.100	21.294	23.435	20.371	86.590	74.234	6	9:46:06.157	1:05.318	21.862	23.877	19.579	85.815	74.730
5	9:45:18.817	1:03.305	20.589	23.501	19.215	86.814	75.828	7	9:47:10.091	1:03.934	20.782	23.641	19.511	85.487	74.813
6	9:46:28.544	1:09.727	23.892	26.233	19.602	87.153	76.345	8	9:48:14.170	1:04.079	20.859	23.737	19.483	85.596	74.813
7	9:47:34.606	1:06.062	22.612	24.147	19.303	87.040	75.572	9	9:49:18.217	1:04.047	20.816	23.579	19.652	85.815	74.813
8	9:48:38.146	1:03.540	20.713	23.501	19.326	86.590	75.572	10	9:50:29.305	1:11.088	21.061	23.920	26.107	85.815	23.497
9	9:49:41.371	1:03.225	20.428	23.488	19.309	87.153	75.233	(47) Reis ROBERTSON							
(11) Morgan MURRAY															
1	9:40:30.856			26.000	19.957	83.675	75.064	1	9:40:58.473			35.496	22.711	58.152	75.402
2	9:41:35.100	1:04.244	20.920	23.794	19.530	86.257	76.000	2	9:42:03.844	1:05.371	21.166	24.171	20.034	86.927	76.432
3	9:42:38.562	1:03.462	20.494	23.584	19.384	86.368	76.432	3	9:43:08.113	1:04.269	20.716	23.687	19.866	87.608	76.345
4	9:43:42.168	1:03.606	20.344	23.868	19.394	86.257	76.345	4	9:44:12.157	1:04.044	20.810	23.711	19.523	87.952	75.914
5	9:44:45.968	1:03.800	20.482	23.956	19.362	86.368	76.086	5	9:45:16.254	1:04.097	20.616	23.897	19.584	86.257	76.519
6	9:45:50.012	1:04.044	20.598	23.857	19.589	87.040	76.259	6	9:46:23.501	1:07.247	22.663	24.892	19.692	86.035	75.657
7	9:46:54.153	1:04.141	20.775	23.791	19.575	86.927	76.259	7	9:47:27.662	1:04.161	20.671	23.896	19.594	86.590	76.086
8	9:47:58.336	1:04.183	20.749	24.011	19.423	86.927	76.782	8	9:48:31.667	1:04.005	20.585	23.747	19.673	85.925	76.000
9	9:49:02.026	1:03.690	20.489	23.708	19.493	86.479	75.233	9	9:49:36.332	1:04.665	20.677	24.100	19.888	86.257	76.086
10	9:50:05.702	1:03.676	20.480	23.823	19.373	86.927	75.402	(30) Callum DRYBURGH							
(12) Dominic WHEATLEY															
1	9:41:04.678			26.845	22.684	74.070	75.487	1	9:40:55.805			35.668	22.314	55.876	74.481
2	9:42:09.236	1:04.558	20.859	24.072	19.627	88.299	76.345	2	9:42:01.643	1:05.838	21.504	24.582	19.752	86.702	74.234
3	9:43:14.382	1:05.146	20.559	24.625	19.962	83.989	76.345	3	9:43:06.001	1:04.358	20.752	24.043	19.563	85.487	74.481
4	9:44:18.764	1:04.382	20.965	23.970	19.447	87.952	76.519	4	9:44:10.326	1:04.325	20.711	24.086	19.528	85.379	74.564
5	9:45:22.887	1:04.123	20.572	23.973	19.578	86.702	76.432	5	9:45:14.386	1:04.060	20.666	23.807	19.587	85.596	74.234
6	9:46:29.760	1:06.873	21.149	25.951	19.773	86.814	77.135	6	9:46:21.748	1:07.362	22.422	25.196	19.744	84.625	74.234
7	9:47:37.562	1:07.802	22.205	25.559	20.038	76.259	76.000	7	9:47:26.120	1:04.372	20.853	23.880	19.639	85.379	74.481
8	9:48:41.114	1:03.552	20.454	23.715	19.383	86.927	76.519	8	9:48:30.229	1:04.109	20.597	23.741	19.771	85.925	73.907
9	9:49:45.322	1:04.208	20.614	23.971	19.623	88.299	77.047	9	9:49:34.489	1:04.260	20.741	23.690	19.829	86.035	73.989
(26) William BLAKE															
1	9:40:27.189			25.119	19.853	84.412	74.813	(36) Marco HAIG							
2	9:41:32.106	1:04.917	21.200	23.884	19.833	85.925	75.233	1	9:40:54.195			36.469	22.084	72.081	74.730
3	9:42:36.671	1:04.565	20.972	23.855	19.738	85.925	75.742	2	9:42:01.796	1:07.601	22.880	24.597	20.124	85.815	74.813
4	9:43:41.037	1:04.366	20.752	23.858	19.756	85.596	75.487	3	9:43:06.591	1:04.795	21.283	24.029	19.483	87.040	75.828
5	9:44:45.156	1:04.119	20.779	23.679	19.661	86.257	75.148	4	9:44:10.698	1:04.107	20.642	23.858	19.607	87.494	75.317
(7) Jonny DREELAN															
1	9:40:57.389							5	9:45:15.015	1:04.317	20.811	23.951	19.555	86.368	75.572
2	9:41:02.814							6	9:46:24.944	1:09.929	23.571	26.211	20.147	84.839	76.000

SMRC Season Finale

Celtic Speed Mini Cooper Cup

Knockhill 1.267 miles

Qualifying 6

04/10/2015 09:45

Practice (10:00 Time) started at 9:39:18

Lap	Time of Day	Lap Tm	S1	S2	S3	S3Spd	SFSpd	Lap	Time of Day	Lap Tm	S1	S2	S3	S3Spd	SFSpd
2	9:42:03.315	1:05.926	21.644	24.365	19.917	86.927	75.487								
3	9:43:07.623	1:04.308	20.873	23.868	19.567	87.608	76.086								
4	9:44:12.336	1:04.713	20.745	24.112	19.856	87.380	76.870								
5	9:45:17.853	1:05.517	21.787	24.093	19.637	87.722	76.958								
6	9:46:26.165	1:08.312	22.582	26.062	19.668	86.257	76.870								
7	9:47:30.418	1:04.253	20.888	23.917	19.448	87.494	77.224								
8	9:48:35.186	1:04.768	20.827	24.454	19.487	86.146	76.519								
9	9:49:44.014	1:08.828	20.620	25.979	22.229	78.580	33.205								

(9) Martin McGEOUGH

1	9:41:07.340			31.279	24.555	66.246	73.182
2	9:42:15.108	1:07.768	22.235	25.663	19.870	85.162	74.813
3	9:43:21.020	1:05.912	21.293	24.860	19.759	83.780	76.259
4	9:44:26.424	1:05.404	21.257	24.580	19.567	86.590	76.000
5	9:45:31.301	1:04.877	21.163	24.266	19.448	87.380	76.259
6	9:46:37.198	1:05.897	21.925	24.433	19.539	86.479	76.607
7	9:47:42.112	1:04.914	21.087	24.075	19.752	86.927	75.148
8	9:48:46.833	1:04.721	20.976	24.115	19.630	84.306	76.086
9	9:49:51.834	1:05.001	21.302	24.156	19.543	87.153	75.914

(96) Taeler SHAND

1	9:41:09.483			30.951	27.686	63.190	54.294
2	9:42:26.495	1:17.012	26.801	28.738	21.473	73.826	71.850
3	9:43:33.433	1:06.938	21.921	24.937	20.080	83.467	73.342
4	9:44:39.728	1:06.295	21.313	25.108	19.874	84.306	73.342

Clerk of the Course :

Orbits

Sig : Time :

Chief Timekeeper : Ian Sharp (SMART Timing)

Results available at www.mylaps.com and www.smart-timing.co.uk

www.mylaps.com

Licensed to: SMART Timing

Printed: 04/10/2015 09:53:10

Page 2/2

SMRC Season Finale

Celtic Speed Mini Cooper Cup

Knockhill 1.267 miles

Race 6 - 1st Race

04/10/2015 12:35

Race (9 Laps)

POLE POSITION

2
8 Hannah CHAPMAN
1:02.860

1
70 Oliver MORTIMER
1:02.501

1

4
91 Robbie DALGLEISH
1:03.225

3
27 Lewis CARTER
1:03.059

2

6
12 Dominic WHEATLEY
1:03.552

5
11 Morgan MURRAY
1:03.462

3

8
5 Des WHEATLEY
1:03.790

7
26 William BLAKE
1:03.701

4

10
6 Daniel DREELAN
1:03.934

9
23 Ian MUNRO
1:03.847

5

12
30 Callum DRYBURGH
1:04.060

11
47 Reis ROBERTSON
1:04.005

6

14
7 Jonny DREELAN
1:04.253

13
36 Marco HAIG
1:04.107

7

16
96 Taeler SHAND
1:06.295

15
9 Martin McGEOUGH
1:04.721

8

Clerk of the Course :

Orbits

Sig : Time :

Chief Timekeeper : Ian Sharp (SMART Timing)

Results available at www.mylaps.com and www.smart-timing.co.uk

www.mylaps.com

Licensed to: SMART Timing

Printed: 04/10/2015 09:52:37

SMRC Season Finale**Sorted on best lap time**

Scottish Legends Championship

Knockhill 1.267 miles

Familiarisation - Q7

04/10/2015 10:00

Practice (6 Laps) started at 9:56:05

Pos	No.	Name	Make/Model	CC	Laps	Best Tm	In Lap	Diff	Best Speed	2nd Best
1	1	John PATERSON	Ford Coupe	1250	6	1:00.135	3		75.843	1:00.354
2	37	Ivor GREENWOOD	Ford Coupe	1250	6	1:00.167	6	0.032	75.803	1:00.305
3	7	Alan FREELAND	Ford Coupe	1250	6	1:00.195	4	0.060	75.768	1:00.415
4	6	David HUNTER	Ford Coupe	1250	6	1:00.491	5	0.356	75.397	1:00.492
5	52	Stewart BLACK	Ford Coupe	1250	6	1:00.572	6	0.437	75.296	1:00.868
6	26	Scott HYNDS	Ford Coupe	1250	6	1:01.045	5	0.910	74.713	1:01.288
7	58	Mark CUMMING	Ford Coupe	1250	6	1:01.164	5	1.029	74.567	1:01.361
8	2	Steven McGILL	Ford Coupe	1250	6	1:01.266	5	1.131	74.443	1:01.307
9	82	Warren ALLAN	Ford Coupe	1250	5	1:01.331	4	1.196	74.364	1:02.240
10	17	Billy WAIT	Ford Coupe	1250	6	1:01.477	4	1.342	74.188	1:01.890
11	5	Andrew DUNN	Ford Coupe	1250	6	1:01.833	5	1.698	73.761	1:02.082
12	18	Gary LYNCH	Ford Coupe	1250	6	1:01.863	5	1.728	73.725	1:02.125
13	3	Ryan McLEISH	Ford Coupe	1250	6	1:02.460	6	2.325	73.020	1:02.607
14	31	Daniel McKAY	Chevy Sedan	1250	5	1:02.827	3	2.692	72.594	1:03.400
15	16	John BUSHBY	Chevy Sedan	1250	6	1:03.093	4	2.958	72.288	1:04.079

Clerk of the Course :

Orbits

Sig : Time :

Chief Timekeeper : Ian Sharp (SMART Timing)

www.mylaps.com

Results available at www.mylaps.com and www.smart-timing.co.uk

Licensed to: SMART Timing

Printed: 04/10/2015 10:04:30

SMRC Season Finale

Scottish Legends Championship

Familiarisation - Q7

Practice (6 Laps) started at 9:56:05

Knockhill 1.267 miles

04/10/2015 10:00

Lap	Time of Day	Lap Tm	S1	S2	S3	S3Spd	SFSpd	Lap	Time of Day	Lap Tm	S1	S2	S3	S3Spd	SFSpd								
(1) John PATERSON																							
1	9:57:20.716			25.604	19.067	95.459	88.532	2	9:58:35.910	1:03.698	20.706	23.360	19.632	98.543	88.183								
2	9:58:21.070	1:00.354	19.754	22.693	17.907	97.967	88.416	3	9:59:37.800	1:01.890	20.326	23.157	18.407	97.967	88.416								
3	9:59:21.205	1:00.135	19.604	22.662	17.869	100.611	87.494	4	10:00:39.277	1:01.477	20.026	23.241	18.210	98.833	88.416								
4	10:00:21.875	1:00.670	19.707	22.911	18.052	96.836	87.380	5	10:01:41.374	1:02.097	20.521	22.839	18.737	100.611	80.755								
5	10:01:22.250	1:00.375	19.651	22.693	18.031	97.117	86.368	6	10:03:08.613	1:27.239	26.867	28.586	31.786	72.236	19.406								
6	10:02:22.701	1:00.451	19.740	22.808	17.903	96.836	87.040	(5) Andrew DUNN															
(37) Ivor GREENWOOD																							
1	9:57:25.495			25.358	18.915	97.682	91.179	1	9:57:23.356			26.223	19.909	86.368	88.068								
2	9:58:28.330	1:02.835	20.500	23.824	18.511	100.310	90.932	2	9:58:26.706	1:03.350	20.921	24.072	18.357	98.254	89.477								
3	9:59:29.439	1:01.109	20.083	23.250	17.776	98.979	91.427	3	9:59:29.156	1:02.450	20.601	23.462	18.387	98.543	88.532								
4	10:00:30.059	1:00.620	19.622	23.062	17.936	99.272	90.320	4	10:00:31.323	1:02.167	20.398	23.404	18.365	98.979	87.266								
5	10:01:30.364	1:00.305	19.665	22.693	17.947	102.142	89.836	5	10:01:33.156	1:01.833	20.093	23.246	18.494	98.254	87.608								
6	10:02:30.531	1:00.167	19.431	22.825	17.911	99.419	90.442	6	10:02:35.238	1:02.082	20.301	23.609	18.172	97.824	87.266								
(7) Alan FREELAND																							
1	9:57:19.462			25.375	18.672	96.697	88.068	(18) Gary LYNCH															
2	9:58:20.496	1:01.034	20.187	22.898	17.949	98.398	88.532	1	9:57:25.994			26.000	20.696	95.323	86.814								
3	9:59:21.863	1:01.367	19.923	22.791	18.653	98.543	90.077	2	9:58:29.927	1:03.933	21.100	23.735	19.098	97.824	86.479								
4	10:00:22.058	1:00.195	19.591	22.628	17.976	100.460	90.809	3	9:59:33.382	1:03.455	20.499	23.864	19.092	96.419	86.146								
5	10:01:22.648	1:00.590	19.785	22.633	18.172	100.161	89.358	4	10:00:36.900	1:03.518	21.003	23.815	18.700	97.257	85.706								
6	10:02:23.063	1:00.415	19.958	22.483	17.974	100.310	89.836	5	10:01:38.763	1:01.863	20.008	23.311	18.544	96.005	86.927								
(6) David HUNTER																							
1	9:57:24.637			25.441	18.946	96.419	89.836	6	10:02:40.888	1:02.125	19.997	23.410	18.718	95.595	84.839								
2	9:58:27.942	1:03.305	20.900	23.973	18.432	99.272	89.596	(3) Ryan McLEISH															
3	9:59:30.073	1:02.131	20.751	23.252	18.128	101.987	90.564	1	9:57:31.117			25.066	18.497	98.979	88.416								
4	10:00:31.432	1:01.359	19.711	23.623	18.025	99.714	91.677	2	9:58:40.578	1:09.461	20.566	23.338	25.557	99.863	86.702								
5	10:01:31.923	1:00.491	19.460	22.821	18.210	100.161	90.198	3	9:59:43.718	1:03.140	20.598	23.746	18.796	98.111	87.722								
6	10:02:32.415	1:00.492	19.463	22.791	18.238	99.863	89.477	4	10:00:46.786	1:03.068	20.399	23.996	18.673	97.824	87.153								
(52) Stewart BLACK																							
1	9:57:30.612			25.301	18.921	95.595	86.146	5	10:01:49.393	1:02.607	20.370	23.561	18.676	97.967	87.040								
2	9:58:32.122	1:01.510	20.237	23.045	18.228	95.459	86.814	6	10:02:51.853	1:02.460	20.510	23.370	18.580	97.540	87.380								
3	9:59:33.995	1:01.873	19.760	23.412	18.701	99.714	87.608	(31) Euan McKAY															
4	10:00:35.393	1:01.398	20.106	23.130	18.162	97.399	86.590	1	9:57:24.875			25.130	18.983	99.419	89.836								
5	10:01:36.261	1:00.868	19.836	22.897	18.135	97.117	87.266	2	9:58:28.275	1:03.400	21.057	23.771	18.572	99.566	89.239								
6	10:02:36.833	1:00.572	19.736	22.726	18.110	98.398	86.479	3	9:59:31.102	1:02.827	20.670	23.239	18.918	100.914	87.722								
(26) Scott HYNDS																							
1	9:57:21.868			25.664	18.532	96.976	87.608	4	10:00:39.304	1:08.202	20.280	24.117	23.805	94.252	29.433								
2	9:58:23.918	1:02.050	20.130	23.522	18.398	96.697	87.494	5	10:02:55.228	2:15.924	1:35.036	22.680	18.208	96.836	86.035								
3	9:59:25.724	1:01.806	20.082	23.312	18.412	97.540	87.608	(16) John BUSHBY															
4	10:00:27.799	1:02.075	19.973	23.358	18.744	97.117	88.068	1	9:57:23.324			26.431	20.364	92.818	84.412								
5	10:01:28.844	1:01.045	19.897	23.067	18.081	97.117	87.837	2	9:58:29.973	1:06.649	21.873	25.119	19.657	96.976	86.702								
6	10:02:30.132	1:01.288	19.796	23.361	18.131	96.836	87.153	3	9:59:34.268	1:04.295	21.271	23.857	19.167	96.976	87.153								
(58) Mark CUMMING																							
1	9:57:42.601			25.159	19.512	94.651	86.146	4	10:00:37.361	1:03.093	20.674	23.627	18.792	97.967	87.153								
2	9:58:45.412	1:02.811	20.495	23.491	18.825	97.399	88.649	5	10:01:41.440	1:04.079	20.420	24.698	18.961	93.726	87.952								
3	9:59:47.248	1:01.836	20.094	23.317	18.425	97.540	89.239	6	10:02:45.674	1:04.234	20.741	24.318	19.175	93.076	82.341								
4	10:00:48.609	1:01.361	19.921	23.220	18.220	97.967	88.767	(2) Steven McGILL															
5	10:01:49.773	1:01.164	19.810	23.159	18.195	98.543	89.596	1	9:57:23.482			25.543	19.652	95.868	88.767								
6	10:02:51.990	1:02.217	20.518	23.519	18.180	98.543	90.809	2	9:58:26.294	1:02.812	21.034	23.475	18.303	96.976	87.266								
(82) Warren ALLAN																							
1	9:57:42.035			31.451	24.968	63.071	67.923	3	9:59:28.044	1:01.750	20.203	23.180	18.367	98.111	87.266								
2	9:58:54.692	1:12.657	25.286	28.522	18.849	92.562	86.368	4	10:00:29.351	1:01.307	20.150	22.987	18.170	97.967	87.380								
3	9:59:56.932	1:02.240	20.505	23.370	18.365	96.976	87.040	5	10:01:30.617	1:01.266	19.965	22.885	18.416	97.824	85.162								
4	10:00:58.263	1:01.331	20.041	22.989	18.301	96.976	86.702	6	10:02:33.641	1:03.024	21.980	22.927	18.117	97.399	80.272								
5	10:02:15.711	1:17.448	23.769	25.859	27.820	81.938	28.078	(17) Billy WAIT															
1	9:57:32.212			25.815	19.642	89.477	85.054																

Clerk of the Course :

Orbits

Sig : Time :

Chief Timekeeper : Ian Sharp (SMART Timing)

www.mylaps.com

Results available at www.mylaps.com and www.smart-timing.co.uk

Licensed to: SMART Timing

SMRC Season Finale**Sorted on Laps**

Scottish Saloons & Sportscars Championship

Knockhill 1.267 miles

Race 1 - 1st Race

04/10/2015 10:40

Race (12 Laps) started at 10:38:17

Pos	No.	Name	Make/Model	CC	Class	Laps	Total Tm	Diff	Best Tm	In Lap	Best Speed
1	51	Roddie PATERSON	Caterham	2300	A3	12	10:42.443		51.968	4	87.762
2	88	Ian DONALDSON	Mitsubishi Evo	2000	A1	12	11:07.199	24.756	54.223	4	84.113
3	55	Fiona KINDNESS	Subaru Impreza	2350	A1	12	11:10.485	28.042	54.815	3	83.204
4	54	Andrew MORRISON	Seat Cupra	1944T	A2	12	11:19.539	37.096	55.080	9	82.804
5	4	Mark DAWSON	VW Corrado	1900	B1	12	11:35.660	53.217	56.693	3	80.448
6	56	Adam KINDNESS	Subaru Impreza STi	2000T	A1	12	11:39.527	57.084	55.752	2	81.806
7	69	Thomson McINTYRE	Subaru Impreza	2000	B1	11	10:58.745	1 Lap	58.069	2	78.542
8	89	William ROBSON	Ford Focus RS	2500	B1	11	11:04.651	1 Lap	59.275	6	76.944
9	35	Andrew MACKIE	Mitsubishi Evo	2000	B1	11	11:05.606	1 Lap	59.368	7	76.823
10	23	Brian MELDRUM	Seat Leon Sport	2000	B1	11	11:31.662	1 Lap	1:00.667	11	75.178
11	92	Michael KELLY	Mazda MX5	1600	MX5	10	11:05.308	2 Laps	1:04.847	8	70.332
12	97	Oily ROSS	Mazda MX5	1600	MX5	10	11:05.390	2 Laps	1:04.961	4	70.209
13	68	John KENNEDY	Subaru	2000T	B1	10	11:05.649	2 Laps	1:03.649	4	71.656
14	34	Ian CREHAN	Mazda MX5	1600	MX5	10	11:46.424	2 Laps	1:07.718	4	67.350
15	93	David SMAIL	Mazda MX5	1600	MX5	9	10:49.757	3 Laps	1:10.639	7	64.565

Not classified

DNS	59	Gary WAIT	Ford Sierra Cosworth	2000	A2			DNS		0	-
DNS	44	Allister McMILLAN	Nissan Primera	2000	A1			DNS		0	-

Announcements

New Track Record (51.968) for SMRC Sports/Sal. (A3) by Roddie PATERSON.

New Track Record (1:04.847) for SMRC Mazda MX5 by Michael KELLY.

Margin of Victory	Avg. Speed	Best Lap Tm	Best Speed	Best Lap by
24.756	85.191	51.968	87.762	51 - Roddie PATERSON

Clerk of the Course :

Orbits

Sig : Time :

Chief Timekeeper : Ian Sharp (SMART Timing)

www.mylaps.com

Results available at www.mylaps.com and www.smart-timing.co.uk

Licensed to: SMART Timing

Printed: 04/10/2015 12:13:47

SMRC Season Finale

Scottish Saloons & Sportscars Championship

Knockhill 1.267 miles

Race 1 - 1st Race

04/10/2015 10:40

Race (12 Laps) started at 10:38:17

Lap	Time of Day	Lap Tm	S1	S2	S3	S3Spd	SFSpd	Lap	Time of Day	Lap Tm	S1	S2	S3	S3Spd	SFSpd	
(51) Roddie PATERSON																
1	10:39:20.569			21.731	16.025	123.815	111.290	3	10:41:08.998	56.399	17.888	21.310	17.201	110.739	88.767	
2	10:40:13.630	53.061	17.928	19.821	15.312	122.683	111.290	4	10:42:11.126	1:02.128	21.570	22.871	17.687	106.183	83.467	
3	10:41:06.076	52.446	17.601	19.720	15.125	124.273	112.408	5	10:43:11.508	1:00.382	21.041	22.398	16.943	106.859	92.181	
4	10:41:58.044	51.968	17.329	19.529	15.110	124.968	113.742	6	10:44:08.935	57.427	18.892	21.786	16.749	108.064	93.726	
5	10:42:50.664	52.620	17.237	19.671	15.712	123.815	108.238	7	10:45:05.782	56.847	18.303	21.745	16.799	108.064	93.465	
6	10:43:44.323	53.659	17.872	20.364	15.423	124.044	111.660	8	10:46:02.724	56.942			16.969	108.764	92.308	
7	10:44:37.253	52.930	17.242	20.513	15.175	122.683	112.786	9	10:47:01.004	58.280		21.597	16.735	108.064	93.857	
8	10:45:29.655	52.402	17.432	19.735	15.235	124.044	112.976	10	10:47:57.885	58.881	18.498	21.552	16.831	108.064	93.076	
9	10:46:21.642	51.987	17.167	19.697	15.123	123.587	113.549	11	10:48:56.697	58.812			16.843	107.372	92.562	
10	10:47:13.773	52.131	17.105	19.817	15.209	124.044	113.549	12	10:49:56.544	59.847		22.492	18.311	104.692	73.583	
11	10:48:07.037	53.264	17.551	20.341	15.372	120.265	111.290	(69) Thomson McINTYRE								
12	10:48:59.460	52.423	17.221	19.843	15.359	121.133	108.064	1	10:39:20.694				16.898	114.518	102.926	
(88) Ian DONALDSON																
1	10:39:15.061		20.911	15.861	122.908	110.374		2	10:40:18.763	58.069	19.219	21.981	16.869	113.549	104.043	
2	10:40:09.479	54.418	17.940	20.802	15.676	122.908	110.556	3	10:41:16.979	58.216			16.937	114.910	101.371	
3	10:41:03.708	54.229	17.752	20.444	16.033	122.908	111.846	4	10:42:15.505	58.526			16.880	114.714	103.084	
4	10:41:57.931	54.223	17.674	20.602	15.947	122.459	111.290	5	10:43:13.966	58.461			16.953	113.935	102.926	
5	10:42:53.331	55.400	18.252	20.732	16.416	117.733	110.012	6	10:44:12.163	58.197			16.831	115.107	102.298	
6	10:43:48.948	55.617	18.338	20.979	16.300	118.775	110.193	7	10:45:17.214	1:05.051			23.793	113.549	101.066	
7	10:44:44.475	55.527	18.305	20.864	16.358	122.014	109.474	8	10:46:17.935	1:00.721			17.571	104.529	100.611	
8	10:45:40.791	56.316	18.661	21.510	16.145	121.133	110.193	9	10:47:17.681	59.746			17.290	108.941	101.371	
9	10:46:37.519	56.728	18.797	21.348	16.583	118.775	109.296	10	10:48:16.740	59.059			17.219	108.238	103.561	
10	10:47:33.511	55.992	18.632	21.191	16.169	121.352	110.374	11	10:49:15.762	59.022			17.274	108.764	99.419	
11	10:48:27.981	54.470	17.819	20.914	15.737	122.014	111.105	(89) William ROBSON								
12	10:49:24.216	56.235	17.900	21.073	17.262	111.290	96.419	1	10:39:23.798			23.013	17.366	110.556	101.066	
(55) Fiona KINDNESS																
1	10:39:18.569		21.847	16.760	112.786	102.142		2	10:40:24.211	1:00.413	20.338	22.573	17.502	109.832	101.218	
2	10:40:14.661	56.092	18.807	20.837	16.448	118.565	102.768	3	10:41:24.095	59.884	19.771	22.702	17.411	110.922	100.914	
3	10:41:09.476	54.815	18.043	20.523	16.249	119.835	99.419	4	10:42:23.393	59.298	19.255	22.587	17.456	110.739	100.161	
4	10:42:05.077	55.601	18.529	20.652	16.420	118.775	101.524	5	10:43:23.315	59.922	19.538	22.557	17.827	111.660	99.419	
5	10:43:00.747	55.670	18.417	20.859	16.394	117.321	102.454	6	10:44:22.590	59.275	19.375	22.676	17.224	110.556	101.066	
6	10:43:56.257	55.510	18.463	20.771	16.276	119.409	102.768	7	10:45:22.171	59.581	19.566	22.618	17.397	110.556	100.460	
7	10:44:52.764	56.507	18.164	21.990	16.353	117.116	102.768	8	10:46:21.843	59.672	19.565	22.449	17.658	110.556	95.731	
8	10:45:47.729	54.965	18.081	20.593	16.291	118.356	102.298	9	10:47:21.367	59.524	19.652	22.390	17.482	109.474	100.011	
9	10:46:42.599	54.870	17.902	20.787	16.181	117.940	102.768	10	10:48:20.825	59.458	19.646	22.310	17.502	113.166	99.714	
10	10:47:37.416	54.817	18.006	20.590	16.221	118.356	102.454	11	10:49:21.668	1:00.843	19.582	22.796	18.465	101.524	98.833	
11	10:48:32.414	54.998	17.780	20.949	16.269	116.103	102.768	(95) Andrew MACKIE								
12	10:49:27.502	55.088	18.128	20.855	16.105	117.526	101.678	1	10:39:20.313			22.373	17.505	108.064	97.399	
(54) Andrew MORRISON																
1	10:39:20.148		22.321	16.958	113.549	100.011		2	10:40:21.479	1:01.166	20.259	22.764	18.143	100.310	93.595	
2	10:40:17.106	56.958	19.136	21.271	16.551	113.742	101.524	3	10:41:21.177	59.698	19.843	22.190	17.665	100.611	94.518	
3	10:41:13.076	55.970	18.218	21.445	16.307	113.549	102.142	4	10:42:21.247	1:00.070	19.543	22.603	17.924	98.833	88.767	
4	10:42:09.081	56.005	18.064	21.475	16.466	112.220	100.011	5	10:43:21.400	1:00.153	19.756	22.499	17.898	102.142	92.181	
5	10:43:04.307	55.226	17.914	21.008	16.304	114.323	101.371	6	10:44:21.434	1:00.034	19.799	22.579	17.656	98.979	92.181	
6	10:44:00.128	55.821	18.338	21.208	16.275	114.518	100.161	7	10:45:20.802	59.368	19.365	22.323	17.680	102.454	95.188	
7	10:44:55.819	55.691	18.034	21.061	16.596	100.611	101.987	8	10:46:20.540	59.738	19.523	22.523	17.692	102.142	90.077	
8	10:45:51.153	55.334	17.938	20.903	16.493	114.910	100.611	9	10:47:20.387	59.847	19.489	22.364	17.994	103.084	87.153	
9	10:46:46.233	55.080	17.746	20.923	16.411	113.742	101.066	10	10:48:20.418	1:00.031			17.609	98.688	90.198	
10	10:47:43.231	56.998	18.970	21.346	16.682	112.597	99.863	11	10:49:22.623	1:02.205		23.372	18.523	94.919	87.153	
11	10:48:39.668	56.437	18.341	21.344	16.752	112.220	99.419	(23) Brian MELDRUM								
12	10:49:36.556	56.888	18.465	21.455	16.968	111.846	100.161	1	10:39:22.929				17.386	112.786	102.454	
(4) Mark DAWSON																
1	10:39:20.573		22.243	17.037	115.903	100.611		2	10:40:31.740	1:08.811			17.687	110.922	102.298	
2	10:40:17.982	57.409	19.144	21.498	16.767	115.107	101.832	3	10:41:33.531	1:01.791	20.549	23.430	17.812	110.374	101.066	
3	10:41:14.675	56.693	18.316	21.589	16.788	115.504	99.863	4	10:42:36.279	1:02.748			17.863	110.374	100.460	
4	10:42:11.748	57.073	18.547	21.533	16.993	115.107	100.011	5	10:43:38.860	1:02.581			17.662	110.193	101.066	
5	10:43:08.897	57.149	18.403	21.891	16.855	114.910	101.524	6	10:44:41.306	1:02.446			17.656	111.290	100.460	
6	10:44:06.557	57.660	18.508	22.001	17.151	110.556	99.272	7	10:45:43.530	1:02.224			17.344	112.033	101.218	
7	10:45:03.944	57.387	18.661	21.853	16.873	114.323	100.310	8	10:46:45.111	1:01.581			17.691	110.012	100.310	
8	10:46:01.272	57.328	18.516	21.992	16.820	113.166	101.066	9	10:47:46.239	1:01.128	20.498	23.125	17.505	110.193	97.117	
9	10:46:58.965	57.693	19.029	21.755	16.909	114.323	100.161	10	10:48:48.012	1:01.773			17.758	111.105	99.125	
10	10:47:56.346	57.381	18.570	21.778	17.033	114.518	102.298	11	10:49:48.679	1:00.667			17.318	108.941	99.566	
11	10:48:53.927	57.581	18.619	21.939	17.023	113.357	100.460	(92) Michael KELLY								
12	10:49:52.677	58.750	18.714	22.519	17.517	111.846	81.540	1	10:39:30.149			25.205	19.938	89.120	75.572	
(56) Adam KINDNESS																
1	10:39:16.847		21.598	16.417	120.480	105.349		2	10:40:37.042	1:06.893	22.449	24.855	19.589	89.358	76.870	
2	10:40:12.599	55.752		16.579	116.103	104.529		3	10:41:42.355	1:05.313	21.144	24.226	19.943	90.077	75.914	
								4	10:42:47.499	1:05.144	21.246	24.263	19.635	89.358	76.345	
								5	10:43:53.098	1:05.599						

SMRC Season Finale

Scottish Saloons & Sportscars Championship

Knockhill 1.267 miles

Race 1 - 1st Race

04/10/2015 10:40

Race (12 Laps) started at 10:38:17

Lap	Time of Day	Lap Tm	S1	S2	S3	S3Spd	SFSpd	Lap	Time of Day	Lap Tm	S1	S2	S3	S3Spd	SFSpd
(97) Oilly ROSS															
1	10:39:29.845				19.990	88.416	74.897								
2	10:40:36.443	1:06.598	22.434	24.324	19.840	87.837	74.897								
3	10:41:41.782	1:05.339	21.272	24.329	19.738	87.608	74.897								
4	10:42:46.743	1:04.961	21.036	24.231	19.694	87.608	75.064								
5	10:43:51.942	1:05.199	21.287	24.182	19.730	87.722	74.730								
6	10:44:58.462	1:06.520	21.229	25.600	19.691	83.260	75.317								
7	10:46:04.928	1:06.466			20.269	86.368	75.148								
8	10:47:10.604	1:05.676		24.178	20.147	86.702	74.647								
9	10:48:16.291	1:05.687	21.531	24.228	19.928	87.722	74.316								
10	10:49:22.407	1:06.116			19.930	85.596	73.262								
(68) John KENNEDY															
1	10:39:28.103			24.899	19.133	96.281	89.716								
2	10:40:34.586	1:06.483	22.957	24.645	18.881	96.419	89.120								
3	10:41:39.440	1:04.854	21.415	24.367	19.072	95.459	84.946								
4	10:42:43.089	1:03.649	21.363	23.694	18.592	96.836	88.299								
5	10:43:47.455	1:04.366	21.199	24.482	18.685	96.697	87.837								
6	10:44:54.521	1:07.066	21.872	24.966	20.228	93.076	83.780								
7	10:45:59.851	1:05.330	21.324	24.250	19.756	95.323	85.379								
8	10:47:06.790	1:06.939	23.641	24.261	19.037	96.558	86.257								
9	10:48:14.129	1:07.339	21.552	25.577	20.210	92.562	83.054								
10	10:49:22.666	1:08.537	22.403	25.580	20.554	88.183	80.176								
(34) Ian CREHAN															
1	10:39:33.377				22.474	73.745	70.938								
2	10:40:41.445	1:08.068	22.080	25.228	20.760	84.625	68.477								
3	10:41:49.460	1:08.015	22.303	25.214	20.498	83.675	72.706								
4	10:42:57.178	1:07.718	21.824	25.116	20.778	82.039	72.943								
5	10:44:08.833	1:11.655	23.215	26.478	21.962	84.625	73.102								
6	10:45:17.865	1:09.032	23.415	25.006	20.611	83.885	72.627								
7	10:46:30.669	1:12.804			20.601	84.095	72.627								
8	10:47:38.867	1:08.198		25.403	20.789	81.441	72.943								
9	10:48:50.916	1:12.049	22.680	25.803	23.566	85.054	69.614								
10	10:50:03.441	1:12.525	23.528	26.572	22.425	79.700	67.785								
(93) David SMAIL															
1	10:39:33.990			26.328	21.216	83.675	74.152								
2	10:40:45.227	1:11.237	24.230	26.691	20.316	83.885	74.070								
3	10:41:55.870	1:10.643	23.193	27.006	20.444	83.885	72.392								
4	10:43:07.864	1:11.994	23.592	27.464	20.938	79.511	73.502								
5	10:44:21.133	1:13.269	26.516	26.382	20.371	83.571	74.070								
6	10:45:32.399	1:11.266	23.391	26.499	21.376	83.885	73.102								
7	10:46:43.038	1:10.639	22.769	27.118	20.752	81.441	70.938								
8	10:47:54.683	1:11.645	24.937	26.184	20.524	83.260	71.773								
9	10:49:06.774	1:12.091	24.873	26.758	20.460	82.240	74.152								

Clerk of the Course :

Orbits

Sig : Time :

Chief Timekeeper : Ian Sharp (SMART Timing)

Results available at www.mylaps.com and www.smart-timing.co.uk

www.mylaps.com

Licensed to: SMART Timing


Scottish Saloons & Sportscars Championship

Knockhill 1.267 miles

Race 1 - 1st Race

04/10/2015 10:40

Race (12 Laps) started at 10:38:17



Competitors	Laps												
	1	2	3	4	5	6	7	8	9	10	11	12	
Ian DONALDSON (88)	1	88	88	88	88	51	51	51	51	51	51	51	51
Adam KINDNESS (56)	2	56	56	51	51	88	88	88	88	88	88	88	88
Fiona KINDNESS (55)	3	55	51	56	55	55	55	55	55	55	55	55	55
Andrew MORRISON (54)	4	54	55	55	54	54	54	54	54	54	54	54	54
Andrew MACKIE (35)	5	35	54	54	56	4	4	4	4	4	4	4	4
Roddie PATERSON (51)	6	51	4	4	4	56	56	56	56	56	56	56	56
Mark DAWSON (4)	7	4	69	69	69	69	69	69	69	69	69	69	69
Thomson McINTYRE (69)	8	69	35	35	35	35	35	35	35	35	35	89	89
Brian MELDRUM (23)	9	23	89	89	89	89	89	89	89	89	89	35	35
William ROBSON (89)	10	89	23	23	23	23	23	23	23	23	23	23	23
John KENNEDY (68)	11	68	68	68	68	68	68	68	68	68	92	92	92
Olly ROSS (97)	12	97	97	97	97	97	97	97	97	97	97	97	97
Michael KELLY (92)	13	92	92	92	92	92	92	92	92	92	68	68	68
Ian CREHAN (34)	14	34	34	34	34	34	34	34	34	34	34	34	34
David SMAIL (93)	15	93	93	93	93	93	93	93	93	93	93	93	93
-	16												
-	17												

SMRC Season Finale

Scottish Saloons & Sportscars Championship

Knockhill 1.267 miles

Race 10 - 2nd Race

04/10/2015 15:00

Race (12 Laps)

POLE POSITION

2
88 Ian DONALDSON

4
54 Andrew MORRISON

6
56 Adam KINDNESS

8
89 William ROBSON

10
23 Brian MELDRUM

12
97 Olly ROSS

14
34 Ian CREHAN

16
59 Gary WAIT

1
51 Roddie PATERSON

3
55 Fiona KINDNESS

5
4 Mark DAWSON

7
69 Thomson McINTYRE

9
35 Andrew MACKIE

11
92 Michael KELLY

13
68 John KENNEDY

15
93 David SMAIL

17
44 Allister McMILLAN

1

2

3

4

5

6

7

8

9

Clerk of the Course :

Orbits

Sig : Time :

Chief Timekeeper : Ian Sharp (SMART Timing)

Results available at www.mylaps.com and www.smart-timing.co.uk

www.mylaps.com

Licensed to: SMART Timing

Printed: 04/10/2015 10:53:13

SMRC Season Finale

Sorted on Laps

Scottish Classics Championship

Knockhill 1.267 miles

Race 2 - 1st Race - AMENDED RESULT

04/10/2015 11:00

Race (14 Laps) started at 10:57:08

Pos	No.	Name	Make/Model	CC	Class Code	Laps	Total Tm	Diff	Best Tm	In Lap	Best Speed
1	77	Tommy GILMARTIN	Morgan +8	3900	CE	9	11:23.214		58.670	6	77.737
2	73	Andrew SMITH	Morgan +8	3900	Guest	9	11:23.383	0.169	58.206	8	78.357
3	39	Harry SIMPSON	Ginetta G4R	1851	CG	9	11:23.966	0.752	58.500	8	77.963
4	49	Raymond BOYD	Porsche 911	2998	CD	9	11:28.866	5.652	59.638	6	76.475
5	47	Keiron BAILLIE	Lotus 7	1558	CG	9	11:29.223	6.009	59.461	5	76.703
6	4	Stan BERNARD	Porsche 911	2994	CD	9	11:29.298	6.084	59.555	6	76.582
7	63	John KINMOND	Triumph TR8	3900	CE	9	11:40.502	17.288	1:00.681	8	75.161
8	51	Alex MONTGOMERY	MGB GT V8	3946	CE	9	11:41.854	18.640	1:00.820	8	74.989
9	21	Jimmy CROW	Ford Escort	2000	CC	9	11:43.862	20.648	1:01.747	8	73.863
10	42	Warren DUNBAR	Jaguar XJS	5300	Guest	9	11:52.760	29.546	1:02.696	5	72.745
11	41	Grant ALLAN	Porsche 911	2994	CD	9	11:54.438	31.224	1:02.774	9	72.655
12	17	Ian DALTRY	Alfasud TI	1490	CA	9	12:02.855	39.641	1:04.596	8	70.606
13	81	James BRAID	Alfa Romeo Junior GT	1982	CC	9	12:08.255	45.041	1:04.185	9	71.058
14	35	Ian BLACKLIN	Ford Capri	3000	CD	9	12:20.664	57.450	1:07.495	9	67.573
15	12	Ciprian NISTORICA	Alfa Romeo Guilia	1570	CB	9	12:22.006	58.792	1:07.271	8	67.798

Not classified

DNF	54	Howard GORDON	MG Midget	1380	CA	9	12:12.353	DNF	1:05.986	5	69.118
DNF	50	Matthew GORDON	TVR 3000M	3000	CD	5	7:31.113	DNF	1:00.655	5	75.193
DNF	85	John BENNETT	Alfa Romeo Sprint GT	2000	CC	3	6:13.802	DNF	2:10.573	2	34.929
DNF	32	Alasdair COATES	Ford Mustang	4802	CE			DNF		0	-

Announcements

Race distance increased to 14 Laps - 2 Laps completed behind the Safety Car.

RED FLAG after Leader completed 10 Laps - Result declared at 9 laps.

Car No.54 not classified - Not running at time of Red Flag.

08/10/15 AMENDED RESULT : Car No's 42 & 73 - Re-classified.

Margin of Victory	Avg. Speed	Best Lap Tm	Best Speed	Best Lap by
0.169	60.080	58.206	78.357	73 - Andrew SMITH

Clerk of the Course :

Orbits

Sig : Time :

Chief Timekeeper : Ian Sharp (SMART Timing)

Results available at www.mylaps.com and www.smart-timing.co.uk

Printed: 08/10/2015 18:21:25



SMRC Season Finale

Scottish Classics Championship

Knockhill 1.267 miles

Race 2 - 1st Race

04/10/2015 11:00

Race (14 Laps) started at 10:57:08

Lap	Time of Day	Lap Tm	S1	S2	S3	S3Spd	SFSpd	Lap	Time of Day	Lap Tm	S1	S2	S3	S3Spd	SFSpd
(77) Tommy GILMARTIN								7	11:06:47.859	1:02.070	19.642	24.414	18.014	105.515	91.928
1	10:58:10.493			22.310	17.237	113.935	99.863	8	11:07:48.540	1:00.631	19.701	23.464	17.516	107.030	93.205
2	10:59:45.611	1:35.118	25.534	37.946	31.638	54.206	42.074	9	11:08:49.250	1:00.710	19.163	23.529	18.018	106.859	95.053
3	11:01:59.750	2:14.139	47.328	51.345	35.466	36.671	47.797	(51) Alex MONTGOMERY							
4	11:03:35.772	1:36.022	38.782	35.044	22.196	66.840	101.066	1	10:58:18.140			24.184	18.562	101.218	88.649
5	11:04:35.788	1:00.016	20.010	22.815	17.191	111.846	103.402	2	10:59:54.868	1:36.728	27.312	36.448	32.968	53.091	38.282
6	11:05:34.458	58.670	19.372	22.414	16.884	110.739	103.561	3	11:02:10.591	2:15.723	48.815	51.415	35.493	33.807	52.264
7	11:06:33.574	59.116	19.497	22.716	16.903	110.374	99.863	4	11:03:42.325	1:31.734	35.908	33.826	22.000	72.081	91.055
8	11:07:32.336	58.762	19.305	22.407	17.050	111.105	101.832	5	11:04:44.520	1:02.195	20.164	23.266	18.765	103.561	90.809
9	11:08:31.962	59.626	19.734	22.806	17.086	111.474	102.611	6	11:05:46.719	1:02.199	20.686	23.110	18.403	103.721	91.427
(73) Andrew SMITH								7	11:06:48.816	1:02.097	20.120	23.550	18.427	104.529	91.677
1	10:58:11.918			22.456	17.341	112.786	100.914	8	11:07:49.636	1:00.820	19.892	22.713	18.215	104.366	91.427
2	10:59:47.107	1:35.189	25.132	38.064	31.993	54.294	42.259	9	11:08:50.602	1:00.966	19.637	23.041	18.288	103.882	91.179
3	11:02:01.236	2:14.129	47.449	51.334	35.346	37.914	49.235	(21) Jimmy CROW							
4	11:03:36.237	1:35.001	38.346	34.789	21.866	70.417	101.371	1	10:58:17.169			23.692	18.106	99.419	88.416
5	11:04:36.051	59.814	20.023	22.862	16.929	112.033	102.454	2	10:59:53.761	1:36.592	26.217	37.329	33.046	51.901	38.926
6	11:05:34.786	58.735	19.498	22.245	16.992	113.549	102.298	3	11:02:09.448	2:15.687	48.220	52.236	35.231	34.274	48.699
7	11:06:34.352	59.566	19.504	22.583	17.479	113.742	101.832	4	11:03:41.534	1:32.086	36.227	34.047	21.812	71.773	87.608
8	11:07:32.558	58.206	19.072	22.209	16.925	112.220	101.832	5	11:04:44.002	1:02.468	20.318	23.531	18.619	100.914	88.068
9	11:08:32.131	59.573	19.868	22.563	17.142	113.935	102.142	6	11:05:46.011	1:02.009	20.324	23.533	18.152	100.011	88.416
(39) Harry SIMPSON								7	11:06:49.067	1:03.056	20.139	24.172	18.745	99.125	88.068
1	10:58:12.230			22.746	17.070	108.413	96.143	8	11:07:50.814	1:01.747	20.226	23.542	17.979	99.419	87.837
2	10:59:48.095	1:35.865	25.266	38.119	32.480	50.724	40.160	9	11:08:52.610	1:01.796	19.944	23.631	18.221	99.863	87.494
3	11:02:02.000	2:13.905	47.400	51.697	34.808	37.469	48.279	(42) Warren DUNBAR							
4	11:03:37.333	1:35.333	38.326	35.027	21.980	63.790	95.459	1	10:58:19.320			24.050	19.179	100.161	82.849
5	11:04:36.419	59.086	19.187	22.860	17.039	106.859	97.967	2	10:59:55.865	1:36.545	26.968	36.399	33.178	53.091	36.812
6	11:05:35.080	58.661	19.371	22.389	16.901	111.105	97.399	3	11:02:12.557	2:16.692	48.902	51.944	35.846	32.357	51.266
7	11:06:34.515	59.435	19.723	22.597	17.115	110.556	96.419	4	11:03:42.799	1:30.242	34.497	33.685	22.060	74.981	89.477
8	11:07:33.015	58.500	19.326	22.150	17.024	109.474	96.419	5	11:04:45.495	1:02.696	20.439	23.569	18.688	101.524	88.649
9	11:08:32.714	59.699	19.561	22.886	17.252	110.374	94.919	6	11:05:48.327	1:02.832	20.593	23.804	18.435	100.460	88.183
(49) Raymond BOYD								7	11:06:52.723	1:04.396	20.376	24.510	19.510	99.566	84.625
1	10:58:13.513			23.190	17.638	106.520	94.518	8	11:07:57.573	1:04.850	21.184	24.248	19.418	98.979	86.702
2	10:59:48.607	1:35.094	25.374	37.475	32.245	52.102	40.305	9	11:09:01.508	1:03.935	20.649	24.014	19.272	98.833	85.379
3	11:02:02.531	2:13.924	47.964	51.294	34.666	36.353	49.308	(41) Grant ALLAN							
4	11:03:37.894	1:35.363	38.359	34.853	22.151	64.218	92.435	1	10:58:22.127			25.325	19.216	93.595	83.571
5	11:04:37.771	59.877	19.769	22.554	17.554	106.859	94.252	2	10:59:56.502	1:34.375	25.415	35.828	33.132	50.230	36.832
6	11:05:37.409	59.638	19.713	22.358	17.567	107.030	95.053	3	11:02:13.373	2:16.871	49.479	51.319	36.073	32.880	59.864
7	11:06:37.575	1:00.166	19.735	22.775	17.656	106.689	94.785	4	11:03:43.989	1:30.616	34.547	33.830	22.239	77.761	83.675
8	11:07:37.539	59.964	19.691	22.631	17.642	105.349	94.385	5	11:04:48.901	1:04.912	21.729	24.095	19.088	97.967	84.095
9	11:08:37.614	1:00.075	19.663	22.560	17.852	106.015	93.335	6	11:05:53.045	1:04.144	20.841	24.684	18.619	97.540	85.054
(47) Keiron BAILLIE								7	11:06:57.403	1:04.358	21.099	24.392	18.867	96.976	84.412
1	10:58:14.158			22.967	17.936	108.064	84.412	8	11:08:00.412	1:03.009	20.431	23.791	18.787	96.976	84.625
2	10:59:49.451	1:35.293	26.344	36.683	32.266	49.163	40.232	9	11:09:03.186	1:02.774	20.364	23.811	18.599	97.257	85.054
3	11:02:03.637	2:14.186	47.992	51.145	35.049	35.190	47.459	(17) Ian DALTRY							
4	11:03:38.324	1:34.687	37.989	34.679	22.019	66.377	92.690	1	10:58:23.385			25.399	19.935	89.002	79.890
5	11:04:37.785	59.461	19.874	22.371	17.216	109.832	91.928	2	10:59:57.454	1:34.069	26.915	34.334	32.820	52.102	37.303
6	11:05:37.751	59.966	20.049	22.416	17.501	107.372	92.308	3	11:02:14.559	2:17.105	49.792	51.522	35.791	33.504	57.653
7	11:06:37.946	1:00.195	19.783	23.130	17.282	106.015	91.802	4	11:03:45.214	1:30.655	34.377	34.157	22.121	88.532	79.606
8	11:07:37.750	59.804	19.645	22.618	17.541	107.372	91.928	5	11:04:50.454	1:05.240	21.392	24.054	19.794	89.596	80.561
9	11:08:37.971	1:00.221	19.846	22.603	17.772	106.183	92.308	6	11:05:56.838	1:06.384	20.765	26.015	19.604	89.120	80.176
(4) Stan BERNARD								7	11:07:02.149	1:05.311	21.113	24.299	19.899	89.002	79.890
1	10:58:13.885			23.020	17.321	107.717	97.399	8	11:08:06.745	1:04.596	21.086	23.856	19.654	89.477	79.890
2	10:59:50.399	1:36.514	26.091	38.293	32.130	49.894	42.581	9	11:09:11.603	1:04.858	21.116	24.097	19.645	89.002	79.985
3	11:02:05.257	2:14.858	48.239	51.342	35.277	35.715	46.602	(81) James BRAID							
4	11:03:38.627	1:33.370	37.738	34.137	21.495	67.041	94.120	1	10:58:24.571			20.235		65.663	
5	11:04:38.250	59.623	20.148	22.439	17.036	107.030	97.967	2	10:59:59.993	1:35.422				39.756	
6	11:05:37.805	59.555	20.020	22.209	17.326	108.941	98.111	3	11:02:17.579	2:17.586			35.661	38.303	57.259
7	11:06:38.663	1:00.858	20.227	23.183	17.448	107.372	97.257	4	11:03:47.491	1:29.912				81.048	
8	11:07:38.271	59.608	19.682	22.575	17.351	105.848	96.976	5	11:04:52.761	1:05.270				80.950	
9	11:08:38.046	59.775	19.817	22.273	17.685	108.588	94.651	6	11:06:01.692	1:08.931				80.853	
(63) John KINMOND								7	11:07:06.999	1:05.307			19.097	81.540	
1	10:58:16.618			24.209	18.174	106.183	83.675	8	11:08:12.818	1:05.819			19.328	79.606	
2	10:59:52.584	1:35.966	25.476	37.868	32.622	51.981	42.074	9	11:09:17.003	1:04.185				80.853	
3	11:02:08.298	2:15.714	48.302	51.861	35.551	34.134	48.984	(35) Ian BLACKLIN							
4	11:03:40.853	1:32.555	36.546	33.830	22.179	62.310	92.054	1	10:58:27.537			26.275	21.322	84.946	63.489
5	11:04:43.784	1:02.931	20.284	23.990	18.657	103.561	88.767	2	11:00:00.495	1:32.958	28.734	34.245	29.979	60.025	41.604
6	11:05:45.789	1:02.005	19.924	23.681	18.400	105.020	91.677	3	11:02:18.138	2:17.643	50.782	51.386	35.475	38.501	62.659

Clerk of the Course :

Orbits

Sig : Time :

Chief Timekeeper : Ian Sharp (SMART Timing)

www.mylaps.com

Results available at www.mylaps.com and www.smart-timing.co.uk

Licensed to: SMART Timing

Printed: 04/10/2015 11:27:10

Page 1/2

SMRC Season Finale

Scottish Classics Championship

Knockhill 1.267 miles

Race 2 - 1st Race

04/10/2015 11:00

Race (14 Laps) started at 10:57:08

Lap	Time of Day	Lap Tm	S1	S2	S3	S3Spd	SFSpd	Lap	Time of Day	Lap Tm	S1	S2	S3	S3Spd	SFSpd
4	11:03:48.804	1:30.666	34.017	35.474	21.175	83.363	73.826								
5	11:04:56.858	1:08.054	22.118	24.999	20.937	86.146	72.392								
6	11:06:05.118	1:08.260	22.029	26.116	20.115	86.146	73.745								
7	11:07:13.887	1:08.769	22.541	25.178	21.050	87.380	73.583								
8	11:08:21.917	1:08.030	22.265	25.457	20.308	85.925	74.070								
9	11:09:29.412	1:07.495	22.134	25.156	20.205	86.035	74.813								

(12) Ciprian NISTORICA

1	10:58:32.718			28.749	22.843	81.839	67.310
2	11:00:02.064	1:29.346	26.128	33.790	29.428	45.651	41.656
3	11:02:19.652	2:17.588	50.773	51.462	35.353	39.685	59.545
4	11:03:50.660	1:31.008			21.158	80.853	73.664
5	11:04:59.748	1:09.088			20.117	86.146	76.172
6	11:06:07.798	1:08.050			19.805	86.814	77.313
7	11:07:15.252	1:07.454			20.101	86.479	76.086
8	11:08:22.523	1:07.271			20.044	86.257	76.694
9	11:09:30.754	1:08.231			21.003	89.239	73.989

(54) Howard GORDON

1	10:58:23.783			26.466	20.058	87.266	79.417
2	10:59:58.704	1:34.921	28.187	34.353	32.381	51.861	36.893
3	11:02:16.532	2:17.828	50.391	51.431	36.006	35.791	53.430
4	11:03:46.368	1:29.836	34.019	34.994	20.823	82.951	80.755
5	11:04:52.354	1:05.986	21.768	25.031	19.187	91.802	78.214
6	11:05:59.923	1:07.569	21.503	26.622	19.444	89.477	77.671
7	11:07:06.504	1:06.581	21.989	25.395	19.197	90.932	78.397
8	11:08:13.254	1:06.750	21.532	25.299	19.919	90.809	79.511
9	11:09:21.101	1:07.847	21.721	26.213	19.913	87.837	76.694

(50) Matthew GORDON

1	10:58:15.800			24.087	17.994	102.454	86.368
2	10:59:51.515	1:35.715	25.503	37.885	32.327	50.609	41.019
3	11:02:06.416	2:14.901	47.829	51.996	35.076	34.239	50.080
4	11:03:39.206	1:32.790	37.463	34.341	20.986	66.974	92.818
5	11:04:39.861	1:00.655	20.250	22.850	17.555	104.043	92.054

(85) John BENNETT

1	10:58:27.088		28.082	25.813	21.984	82.341	62.776
2	11:00:37.661	2:10.573	28.414	36.357	1:05.802	40.573	24.956
3	11:03:22.550	2:44.889	1:46.167	28.693	30.029	76.782	25.125

Clerk of the Course :

Orbits

Sig : Time :

Chief Timekeeper : Ian Sharp (SMART Timing)

Results available at www.mylaps.com and www.smart-timing.co.uk

www.mylaps.com

Licensed to: SMART Timing


Scottish Classics Championship

Knockhill 1.267 miles

Race 2 - 1st Race

04/10/2015 11:00

Race (14 Laps) started at 10:57:08



Competitors	Laps								
	1	2	3	4	5	6	7	8	9
Tommy GILMARTIN (77)	1	77	77	77	77	77	77	77	77
Andrew SMITH (73)	2	73	73	73	73	73	73	73	73
Harry SIMPSON (39)	3	39	39	39	39	39	39	39	39
Raymond BOYD (49)	4	49	49	49	49	49	49	49	49
Stan BERNARD (4)	5	4	47	47	47	47	47	47	47
Keiron BAILLIE (47)	6	47	4	4	4	4	4	4	4
Matthew GORDON (50)	7	50	50	50	50	63	63	63	63
John KINMOND (63)	8	63	63	63	63	21	51	51	51
Jimmy CROW (21)	9	21	21	21	21	51	21	21	21
Alex MONTGOMERY (51)	10	51	51	51	51	42	42	42	42
Warren DUNBAR (42)	11	42	42	42	42	41	41	41	41
Grant ALLAN (41)	12	41	41	41	41	17	17	17	17
Ian DALTRY (17)	13	17	17	17	17	54	54	81	81
Howard GORDON (54)	14	54	54	54	54	81	81	54	54
James BRAID (81)	15	81	81	81	81	35	35	35	35
John BENNETT (85)	16	85	35	35	35	12	12	12	12
Ian BLACKLIN (35)	17	35	12	12	12				
Ciprian NISTORICA (12)	18	12	85	85					
-	19								

SMRC Season Finale

Scottish Classics Championship

Knockhill 1.267 miles

Race 11 - 2nd Race

04/10/2015 15:25

Race (12 Laps)

POLE POSITION

2
73 Andrew SMITH

4
49 Raymond BOYD

6
4 Stan BERNARD

8
51 Alex MONTGOMERY

10
42 Warren DUNBAR

12
17 Ian DALTRY

14
35 Ian BLACKLIN

16
54 Howard GORDON

18
85 John BENNETT

1
77 Tommy GILMARTIN

3
39 Harry SIMPSON

5
47 Keiron BAILLIE

7
63 John KINMOND

9
21 Jimmy CROW

11
41 Grant ALLAN

13
81 James BRAID

15
12 Ciprian NISTORICA

17
50 Matthew GORDON

19
32 Alasdair COATES

1

2

3

4

5

6

7

8

9

10

Clerk of the Course :

Orbits

Sig : Time :

Chief Timekeeper : Ian Sharp (SMART Timing)

Results available at www.mylaps.com and www.smart-timing.co.uk

www.mylaps.com

Licensed to: SMART Timing

Printed: 04/10/2015 11:27:55

SMRC Season Finale

Sorted on Laps

Scottish BMW Compact Cup

Knockhill 1.267 miles

Race 3 - 1st Race - AMENDED RESULT

04/10/2015 11:25

Race (12 Laps) started at 11:22:47

Pos	No.	Name	Make/Model	CC	Class Code	Laps	Total Tm	Diff	Best Tm	In Lap	Best Speed
1	2	Steven DAILLY	BMW Compact	1900	BMWCC	12	13:00.649		1:03.082	3	72.300
2	85	Gary CLARK	BMW Compact	1900	BMWCN	12	13:04.187	3.538	1:03.226	5	72.136
3	97	Greig SUTHERLAND	BMW Compact	1900	BMWCN	12	13:10.829	10.180	1:03.442	10	71.890
4	23	David McNAUGHTON	BMW Compact	1900	BMWCC	12	13:13.064	12.415	1:03.701	6	71.598
5	72	Cliff HARPER	BMW Compact	1900	BMWCC	12	13:17.627	16.978	1:03.586	7	71.727
6	45	Calum KING	BMW Compact	1900	BMWCN	12	13:18.067	17.418	1:03.944	4	71.326
7	7	Steven KING	BMW Compact	1900	BMWCN	12	13:18.304	17.655	1:04.169	3	71.075
8	14	Lee ELRICK	BMW Compact	1900	BMWCN	12	13:18.797	18.148	1:04.074	4	71.181
9	75	Michael COURTS	BMW Compact	1900	BMWCN	12	13:19.500	18.851	1:03.630	3	71.678
10	8	Derek KINGHORN	BMW Compact	1900	BMWCN	12	13:23.198	22.549	1:04.184	4	71.059
11	91	Neil MacINNES	BMW Compact	1900	BMWCN	12	13:25.575	24.926	1:04.214	5	71.026
12	6	Phil DRYBURGH	BMW Compact	1900	BMWCC	12	13:25.760	25.111	1:04.351	4	70.874
13	44	Ryan STIRLING	BMW Compact	1900	BMWCC	12	13:26.763	26.114	1:04.722	11	70.468
14	35	Martin BUCHAN	BMW Compact	1900	BMWCN	12	13:27.818	27.169	1:04.782	10	70.403
15	90	Richard SUTHERLAND	BMW Compact	1900	BMWCN	12	13:30.502	29.853	1:04.074	4	71.181
16	83	David NOBLE	BMW Compact	1900	BMWCC	12	13:33.623	32.974	1:04.808	12	70.375
17	21	Zack RUNCIE	BMW Compact	1900	BMWCC	12	13:34.931	34.282	1:04.556	10	70.649
18	77	Ashleigh MORRIS	BMW Compact	1900	BMWCC	12	13:36.471	35.822	1:04.682	10	70.512
19	68	Donald MacCOLL	BMW Compact	1900	BMWCN	12	13:37.149	36.500	1:04.851	4	70.328
20	81	Douglas SIMPSON	BMW Compact	1900	BMWCN	12	13:37.356	36.707	1:03.967	10	71.300
21	78	James LESLIE	BMW Compact	1900	BMWCN	12	13:37.579	36.930	1:04.712	10	70.479
22	40	Steven GOLDIE	BMW Compact	1900	BMWCN	12	13:37.920	37.271	1:04.410	11	70.810
23	5	Colin GILLIESPIE	BMW Compact	1900	BMWCN	12	13:42.921	42.272	1:04.884	5	70.292
24	71	Josh ORR	BMW Compact	1900	Guest	11	13:07.750	1 Lap	1:04.912	6	70.262
25	17	Duncan GRANT	BMW Compact	1900	BMWCN	11	13:09.210	1 Lap	1:08.505	7	66.577
26	99	Philip WEBSTER	BMW Compact	1900	Guest	11	13:18.670	1 Lap	1:06.914	7	68.160
27	18	Graham KELLY	BMW Compact	1900	BMWCN	11	13:22.600	1 Lap	1:04.773	9	70.413
28	76	Jonathan ATKINSON	BMW Compact	1900	BMWCN	11	13:31.980	1 Lap	1:05.099	9	70.060
29	16	Ivor MAIRS	BMW Compact	1900	BMWCC	11	14:02.671	1 Lap	1:11.650	10	63.654

Not classified

DNF 84 Robert MARSHALL BMW Compact 1900 BMWCN DNF 0 -

Announcements

12:37 AMENDED RESULT - Car No.6 - Racetime includes 2 second time penalty - Yellow Flag infringement

Margin of Victory	Avg. Speed	Best Lap Tm	Best Speed	Best Lap by
3.538	70.108	1:03.082	72.300	2 - Steven DAILLY

Clerk of the Course :

Orbits

Sig : Time :

Chief Timekeeper : Ian Sharp (SMART Timing)

www.mylaps.com

Results available at www.mylaps.com and www.smart-timing.co.uk

Licensed to: SMART Timing

Printed: 04/10/2015 12:40:29

SMRC Season Finale

Scottish BMW Compact Cup

Knockhill 1.267 miles

Race 3 - 1st Race - AMENDED RESULT

04/10/2015 11:25

Race (12 Laps) started at 11:22:47

Lap	Time of Day	Lap Tm	S1	S2	S3	S3Spd	SFSpd
(2) Steven DAILLY							
1	11:23:54.471			23.785	19.914	90.809	64.095
2	11:25:12.847	1:18.376	31.210	27.888	19.278	90.809	78.950
3	11:26:15.929	1:03.082	20.493	23.405	19.184	92.054	79.230
4	11:27:19.201	1:03.272	20.486	23.518	19.268	91.677	79.511
5	11:28:22.503	1:03.302	20.512	23.527	19.263	91.303	79.511
6	11:29:25.645	1:03.142	20.327	23.601	19.214	91.802	79.606
7	11:30:29.233	1:03.588	20.566	23.718	19.304	91.427	79.606
8	11:31:32.528	1:03.295	20.421	23.625	19.249	91.802	79.985
9	11:32:36.268	1:03.740	20.629	23.801	19.310	91.303	79.606
10	11:33:39.721	1:03.453	20.400	23.757	19.296	91.802	79.606
11	11:34:44.288	1:04.567	20.502	24.464	19.601	91.677	79.323
12	11:35:47.995	1:03.707	20.412	23.765	19.530	91.303	77.047

Lap	Time of Day	Lap Tm	S1	S2	S3	S3Spd	SFSpd
(85) Gary CLARK							
1	11:23:54.643			23.752	19.809	89.957	63.130
2	11:25:13.867	1:19.224	31.389	28.260	19.575	89.836	77.491
3	11:26:17.145	1:03.278	20.287	23.551	19.440	89.716	77.761
4	11:27:20.445	1:03.300	20.422	23.462	19.416	89.836	78.123
5	11:28:23.671	1:03.226	20.370	23.426	19.430	89.716	77.671
6	11:29:26.905	1:03.234	20.416	23.400	19.418	89.836	77.671
7	11:30:30.814	1:03.909	20.873	23.648	19.388	89.596	78.032
8	11:31:34.557	1:03.743	20.483	23.765	19.495	89.120	78.488
9	11:32:37.998	1:03.441	20.387	23.595	19.459	90.320	78.214
10	11:33:42.227	1:04.229	20.571	24.116	19.542	88.532	78.305
11	11:34:47.378	1:05.151	20.574	23.902	20.675	90.809	79.136
12	11:35:51.533	1:04.155	20.581	23.785	19.789	89.002	76.607

Lap	Time of Day	Lap Tm	S1	S2	S3	S3Spd	SFSpd
(97) Greig SUTHERLAND							
1	11:23:57.284			24.697	19.584	89.836	75.742
2	11:25:15.058	1:17.774	29.453	28.657	19.664	91.055	78.123
3	11:26:18.848	1:03.790	20.478	23.747	19.565	91.427	77.135
4	11:27:24.245	1:05.397	22.047	23.979	19.371	91.802	78.123
5	11:28:29.688	1:05.443	21.033	25.099	19.311	89.358	78.580
6	11:29:33.196	1:03.508	20.432	23.779	19.297	90.077	79.043
7	11:30:37.200	1:04.004	20.350	24.281	19.373	90.932	78.765
8	11:31:40.992	1:03.792	20.447	23.891	19.454	91.179	79.043
9	11:32:44.620	1:03.628	20.536	23.752	19.340	91.303	78.950
10	11:33:48.062	1:03.442	20.435	23.631	19.376	92.181	79.511
11	11:34:52.942	1:04.880	21.165	23.848	19.867	91.303	78.214
12	11:35:58.175	1:05.233	21.372	24.270	19.591	90.686	79.043

Lap	Time of Day	Lap Tm	S1	S2	S3	S3Spd	SFSpd
(23) David McNAUGHTON							
1	11:23:57.236			24.225	20.320	89.239	76.607
2	11:25:14.676	1:17.440	29.101	28.616	19.723	90.198	78.214
3	11:26:18.856	1:04.180	20.480	23.806	19.894	89.957	79.136
4	11:27:23.976	1:05.120	21.494	24.089	19.537	89.120	79.043
5	11:28:28.280	1:04.304	20.834	24.103	19.367	89.596	78.765
6	11:29:31.981	1:03.701	20.519	23.831	19.351	89.957	78.857
7	11:30:36.038	1:04.057	20.486	23.778	19.793	90.564	78.580
8	11:31:40.030	1:03.992	20.610	23.880	19.502	90.198	78.672
9	11:32:43.814	1:03.784	20.522	23.849	19.413	89.957	78.765
10	11:33:47.902	1:04.088	20.627	23.816	19.645	89.716	78.950
11	11:34:52.898	1:04.996	20.884	23.958	20.154	89.957	77.941
12	11:36:00.410	1:07.512	21.738	25.964	19.810	84.518	77.941

Lap	Time of Day	Lap Tm	S1	S2	S3	S3Spd	SFSpd
(72) Cliff HARPER							
1	11:23:58.656			24.682	20.655	90.077	65.856
2	11:25:16.555	1:17.899	29.618	28.863	19.418	90.809	78.580
3	11:26:20.317	1:03.762	20.629	23.695	19.438	91.303	78.950
4	11:27:24.679	1:04.362	20.924	23.991	19.447	91.055	79.985
5	11:28:30.096	1:05.417	21.211	24.764	19.442	89.596	79.043
6	11:29:33.977	1:03.881	20.558	24.003	19.320	90.686	78.950
7	11:30:37.563	1:03.586	20.324	23.840	19.422	91.055	79.230
8	11:31:41.333	1:03.770	20.566	23.682	19.522	91.802	79.043
9	11:32:44.988	1:03.655	20.550	23.734	19.371	91.303	79.230
10	11:33:49.149	1:04.161	20.570	23.993	19.598	90.320	79.043
11	11:34:53.281	1:04.132	20.527	23.874	19.731	91.427	79.417
12	11:36:04.973	1:11.692	21.764	28.953	20.975	80.561	78.305

Lap	Time of Day	Lap Tm	S1	S2	S3	S3Spd	SFSpd
(45) Calum KING							
1	11:23:58.820			24.951	19.869	90.320	70.417
2	11:25:19.424	1:20.604	29.328	30.241	21.035	89.002	76.694

Lap	Time of Day	Lap Tm	S1	S2	S3	S3Spd	SFSpd
3	11:26:26.620	1:07.196	21.546	25.994	19.656	88.416	78.305
4	11:27:30.564	1:03.944	20.619	24.093	19.232	89.596	79.417
5	11:28:34.786	1:04.222	20.624	23.883	19.715	90.809	79.043
6	11:29:39.606	1:04.820	21.108	23.974	19.738	90.564	78.305
7	11:30:43.981	1:04.375	21.248	23.783	19.344	90.442	79.136
8	11:31:48.590	1:04.609	20.743	24.164	19.702	89.002	78.488
9	11:32:52.640	1:04.050	20.704	23.755	19.591	89.957	79.606
10	11:33:57.106	1:04.466	20.905	23.931	19.630	89.596	78.488
11	11:35:01.381	1:04.275	20.773	24.097	19.405	89.836	78.672
12	11:36:05.413	1:04.032	20.731	23.794	19.507	90.686	78.214

Lap	Time of Day	Lap Tm	S1	S2	S3	S3Spd	SFSpd
(7) Steven KING							
1	11:23:58.485			24.796	20.131	90.564	79.511
2	11:25:17.928	1:19.443	29.316	29.933	20.194	89.957	77.941
3	11:26:22.097	1:04.169	20.729	24.164	19.276	90.932	78.580
4	11:27:26.686	1:04.589	20.725	24.309	19.555	89.957	78.123
5	11:28:31.450	1:04.764	20.977	24.199	19.588	90.686	78.397
6	11:29:35.723	1:04.273	20.709	24.154	19.410	90.564	79.230
7	11:30:39.996	1:04.273	20.690	24.106	19.477	90.932	78.765
8	11:31:46.856	1:06.860	21.717	24.566	20.577	90.077	79.417
9	11:32:51.258	1:04.402	20.923	23.956	19.523	90.320	78.397
10	11:33:55.844	1:04.586	20.820	24.075	19.691	90.564	78.765
11	11:35:00.284	1:04.440	20.726	24.247	19.467	89.957	79.230
12	11:36:05.650	1:05.366	20.982	24.333	20.051	90.198	79.511

Lap	Time of Day	Lap Tm	S1	S2	S3	S3Spd	SFSpd
(14) Lee ELRICK							
1	11:23:58.780			24.937	20.059	89.716	64.095
2	11:25:19.044	1:20.264	29.589	30.259	20.416	88.532	76.259
3	11:26:24.587	1:05.543	21.743	24.316	19.484	90.198	77.313
4	11:27:28.661	1:04.074	20.509	24.025	19.540	89.239	78.032
5	11:28:33.255	1:04.594	20.490	24.179	19.925	89.477	76.172
6	11:29:37.334	1:04.079	20.531	24.094	19.454	90.198	78.397
7	11:30:42.230	1:04.896	20.981	24.282	19.633	90.442	77.581
8	11:31:48.186	1:05.956	20.687	25.631	19.638	88.183	77.941
9	11:32:52.452	1:04.266	20.608	24.126	19.532	89.358	78.397
10	11:33:56.946	1:04.494	20.753	24.156	19.585	88.767	78.214
11	11:35:02.008	1:05.062	20.947	24.758	19.357	90.564	79.043
12	11:36:06.143	1:04.135	20.374	24.194	19.567	90.809	78.214

Lap	Time of Day	Lap Tm	S1	S2	S3	S3Spd	SFSpd
(75) Michael COURTS							
1	11:23:57.751			24.799			

SMRC Season Finale

Scottish BMW Compact Cup

Knockhill 1.267 miles

Race 3 - 1st Race - AMENDED RESULT

04/10/2015 11:25

Race (12 Laps) started at 11:22:47

Lap	Time of Day	Lap Tm	S1	S2	S3	S3Spd	SFSpd	Lap	Time of Day	Lap Tm	S1	S2	S3	S3Spd	SFSpd
7	11:30:48.280	1:07.874	21.834	26.088	19.952	88.416	77.402	11	11:35:16.161	1:05.116	21.107	24.261	19.748	90.320	78.214
8	11:31:53.733	1:05.453	20.968	24.775	19.710	89.596	78.765	12	11:36:20.969	1:04.808	20.861	24.171	19.776	90.077	78.580
9	11:32:58.619	1:04.886	21.150	24.165	19.571	89.477	77.671	(21) Zack RUNCIE							
10	11:34:03.741	1:05.122	21.095	24.408	19.619	89.239	77.851	1	11:24:04.486		28.402	26.310	19.977	88.416	76.519
11	11:35:08.370	1:04.629	20.950	23.927	19.752	89.836	77.491	2	11:25:29.358	1:24.872	29.445	35.324	20.103	87.040	76.870
12	11:36:12.921	1:04.551	20.691	24.001	19.859	89.716	77.313	3	11:26:35.174	1:05.816	21.575	24.516	19.725	88.649	77.671
(6) Phil DRYBURGH								4	11:27:39.952	1:04.778	21.334	23.858	19.586	89.358	77.313
1	11:24:00.313			25.635	20.047	88.068	78.950	5	11:28:45.572	1:05.620	21.417	24.261	19.942	88.649	76.870
2	11:25:19.106	1:18.793	28.650	29.948	20.195	90.442	78.672	6	11:29:51.770	1:06.198	21.689	24.009	20.500	89.239	71.543
3	11:26:25.752	1:06.646	21.664	25.237	19.745	89.358	78.580	7	11:30:57.600	1:05.830	21.590	24.266	19.974	87.608	76.958
4	11:27:30.103	1:04.351	20.896	23.865	19.590	89.596	79.323	8	11:32:02.505	1:04.905	21.241	24.009	19.655	89.836	77.761
5	11:28:34.699	1:04.596	20.689	24.009	19.898	89.358	78.672	9	11:33:07.720	1:05.215	21.202	24.305	19.708	87.952	77.135
6	11:29:39.636	1:04.937	20.929	24.102	19.906	88.884	77.313	10	11:34:12.276	1:04.556	20.916	23.915	19.725	90.077	77.941
7	11:30:45.393	1:05.757	22.018	24.078	19.661	89.716	79.417	11	11:35:17.071	1:04.795	21.190	24.049	19.556	90.077	76.870
8	11:31:52.021	1:06.628	21.160	25.275	20.193	87.153	78.580	12	11:36:22.277	1:05.206	21.092	24.109	20.005	89.477	77.402
9	11:32:56.671	1:04.650	21.021	24.080	19.549	89.957	79.700	(77) Ashleigh MORRIS							
10	11:34:01.349	1:04.678	21.038	23.952	19.688	90.686	79.323	1	11:24:03.817		27.078	26.015	19.897	89.957	74.316
11	11:35:06.592	1:05.243	20.843	24.713	19.687	90.077	79.136	2	11:25:29.022	1:25.205	29.654	35.520	20.031	88.068	77.491
12	11:36:11.106	1:04.514	20.811	23.935	19.768	90.442	78.672	3	11:26:35.104	1:06.082	21.458	24.760	19.864	89.358	76.870
(44) Ryan STIRLING								4	11:27:40.446	1:05.342	21.702	24.041	19.599	91.055	77.851
1	11:24:01.821			25.094	20.416	87.952	76.607	5	11:28:46.012	1:05.566	21.218	24.401	19.947	90.686	78.032
2	11:25:23.512	1:21.691	28.946	32.581	20.164	89.120	76.172	6	11:29:51.955	1:05.943	21.424	24.402	20.117	90.809	77.671
3	11:26:28.955	1:05.443	20.826	24.293	20.324	90.564	76.519	7	11:30:57.131	1:05.176	20.779	24.370	20.027	89.120	77.491
4	11:27:33.860	1:04.905	20.892	24.003	20.010	90.442	78.032	8	11:32:02.156	1:05.025	21.261	24.219	19.545	90.564	78.032
5	11:28:39.091	1:05.231	20.755	24.304	20.172	89.957	76.607	9	11:33:07.335	1:05.179	21.064	24.532	19.583	88.299	77.941
6	11:29:43.823	1:04.732	20.681	24.158	19.893	90.198	77.491	10	11:34:12.017	1:04.682	20.732	24.306	19.644	90.198	78.950
7	11:30:48.863	1:05.040	20.631	24.407	20.002	90.809	78.032	11	11:35:17.517	1:05.500	21.425	24.513	19.562	90.320	77.224
8	11:31:54.415	1:05.552	20.799	24.568	20.185	89.836	77.671	12	11:36:23.817	1:06.300	21.732	24.722	19.846	87.837	77.047
9	11:32:59.195	1:04.780	20.886	24.043	19.851	90.320	77.581	(68) Donald MacCOLL							
10	11:34:04.076	1:04.881	20.791	24.457	19.633	90.198	77.761	1	11:24:03.597		26.060	25.658	20.376	88.299	76.345
11	11:35:08.798	1:04.722	20.884	24.054	19.784	90.198	77.671	2	11:25:28.059	1:24.462	29.517	34.985	19.960	87.266	77.224
12	11:36:14.109	1:05.311	20.812	24.301	20.198	89.957	77.491	3	11:26:33.377	1:05.318	21.324	24.200	19.794	88.767	76.607
(35) Martin BUCHAN								4	11:27:38.228	1:04.851	20.730	24.317	19.804	87.608	76.870
1	11:24:01.184			25.440	20.336	88.884	75.742	5	11:28:43.403	1:05.175	20.952	24.499	19.724	87.040	77.047
2	11:25:22.315	1:21.131	29.187	32.041	19.903	87.952	77.224	6	11:29:48.499	1:05.096	20.947	24.429	19.720	88.183	76.519
3	11:26:27.904	1:05.589	20.938	24.747	19.904	89.596	78.123	7	11:30:53.986	1:05.487	20.918	24.530	20.039	88.649	77.224
4	11:27:33.121	1:05.217	21.021	24.057	20.139	89.596	77.671	8	11:31:59.275	1:05.289	21.170	24.246	19.873	88.532	76.958
5	11:28:38.039	1:04.918	21.078	24.064	19.776	88.884	77.224	9	11:33:06.810	1:05.535	20.907	26.795	19.833	86.368	77.402
6	11:29:42.893	1:04.854	20.832	24.204	19.818	87.952	76.694	10	11:34:11.721	1:04.911	20.845	24.014	20.052	89.477	76.782
7	11:30:48.912	1:06.019	20.873	24.905	20.241	90.077	76.172	11	11:35:17.563	1:05.842	21.217	24.372	20.253	89.120	78.123
8	11:31:54.955	1:06.043	21.225	24.431	20.387	89.836	77.491	12	11:36:24.495	1:06.932	22.058	24.947	19.927	88.299	78.032
9	11:33:00.532	1:05.577	21.180	24.498	19.899	88.767	76.958	(81) Douglas SIMPSON							
10	11:34:05.314	1:04.782	20.793	24.072	19.917	89.239	77.047	1	11:24:01.294				20.608	89.239	76.782
11	11:35:10.146	1:04.832	20.817	24.158	19.857	88.767	76.870	2	11:25:20.858	1:19.564	28.661	31.060	19.843	90.198	78.580
12	11:36:15.164	1:05.018	20.804	24.149	20.065	88.884	76.870	3	11:26:27.515	1:06.657	20.739	25.824	20.094	90.198	78.488
(90) Richard SUTHERLAND								4	11:27:32.425	1:04.910	21.017	24.064	19.829	89.957	77.851
1	11:24:02.247			25.191	20.119	88.767	77.135	5	11:28:36.585	1:04.160	20.603	23.852	19.705	89.941	77.941
2	11:25:24.186	1:21.939	28.870	33.340	19.729	89.957	77.941	6	11:29:40.997	1:04.412			19.951	90.320	77.761
3	11:26:28.847	1:04.661	20.658	24.133	19.870	91.055	78.672	7	11:30:58.417	1:17.420			19.871	86.368	78.488
4	11:27:32.921	1:04.074	20.441	23.935	19.698	90.320	78.123	8	11:32:03.936	1:05.519			19.884	90.809	78.397
5	11:28:37.120	1:04.199	20.741	23.784	19.674	89.957	78.305	9	11:33:09.685	1:05.749			19.806		77.313
6	11:29:41.506	1:04.386	20.640	23.732	20.014	91.179	77.491	10	11:34:13.652	1:03.967			19.595	90.932	78.950
7	11:30:47.831	1:06.325	21.084	25.544	19.697	89.120	77.851	11	11:35:18.938	1:05.286			19.734	91.055	78.214
8	11:31:53.544	1:05.713	21.167	24.787	19.759	89.239	78.032	12	11:36:24.702	1:05.764			20.319	88.532	73.102
9	11:33:03.157	1:09.613			19.631	90.564	77.671	(78) James LESLIE							
10	11:34:08.034	1:04.877		24.067	19.932	89.002	77.671	1	11:24:02.296			25.075	20.421	89.120	76.607
11	11:35:12.766	1:04.732	20.910	24.085	19.737	89.477	77.581	2	11:25:27.987	1:25.691	29.478	35.538	20.675	87.952	75.402
12	11:36:17.848	1:05.082	20.927	24.225	19.930	89.358	76.958	3	11:26:33.924	1:05.937	21.768	24.284	19.885	89.120	76.958
(83) David NOBLE								4	11:27:38.795	1:04.871	20.957	24.009	19.905	89.477	77.135
1	11:24:05.173			26.723	20.003	88.767	77.761	5	11:28:45.261	1:06.466	21.247	24.357	20.862	89.358	76.086
2	11:25:28.555	1:23.382	29.191	34.270	19.921	88.183	77.671	6	11:29:51.426	1:06.165	21.358	24.393	20.414	89.239	76.345
3	11:26:34.459	1:05.904	21.650	24.372	19.882	89.957	77.941	7	11:30:57.120	1:05.694	20.926	24.550	20.218	88.416	77.047
4	11:27:39.388	1:04.929	20.988	24.335	19.606	89.358	78.123	8	11:32:02.453	1:05.333	20.937	24.020	20.376	90.077	75.487
5	11:28:44.670	1:05.282	21.070	24.236											

SMRC Season Finale

Scottish BMW Compact Cup

Knockhill 1.267 miles

Race 3 - 1st Race - AMENDED RESULT

04/10/2015 11:25

Race (12 Laps) started at 11:22:47

Lap	Time of Day	Lap Tm	S1	S2	S3	S3Spd	SFSpd
1	11:24:04.649		25.668	26.327	19.881	90.564	76.432
2	11:25:29.423	1:24.774	30.014	34.645	20.115	90.198	78.765
3	11:26:35.856	1:06.433	22.294	24.200	19.939	91.552	78.488
4	11:27:41.308	1:05.452	21.220	24.120	20.112	91.677	78.950
5	11:28:46.216	1:04.908	20.884	24.027	19.997	91.179	78.765
6	11:29:52.211	1:05.995	21.447	24.475	20.073	91.928	78.580
7	11:30:57.928	1:05.717	21.379	24.539	19.799	89.836	79.323
8	11:32:03.714	1:05.786	21.594	24.165	20.027	91.552	78.672
9	11:33:10.278	1:06.564	21.243	25.392	19.929	88.299	79.043
10	11:34:15.097	1:04.819	20.767	24.203	19.849	91.303	78.765
11	11:35:19.507	1:04.410	20.677	23.936	19.797	91.928	79.230
12	11:36:25.266	1:05.759	20.976	24.385	20.398	90.686	78.950

Lap	Time of Day	Lap Tm	S1	S2	S3	S3Spd	SFSpd
8	11:32:53.841	1:04.880	20.934	23.921	20.025	90.932	78.488
9	11:33:58.614	1:04.773	20.939	23.938	19.896	90.077	78.950
10	11:35:03.598	1:04.984	20.767	24.176	20.041	90.198	79.230
11	11:36:09.946	1:06.348	21.416	24.929	20.003	89.358	77.402

(76) Jonathan ATKINSON

1	11:24:02.657		26.802	25.067	20.276	88.068	76.958
2	11:25:27.783	1:25.126	29.631	35.475	20.020	86.814	76.782
3	11:26:32.918	1:05.135	21.144	24.197	19.794	88.183	76.607
4	11:27:39.232	1:06.314	20.761	24.554	20.999	87.040	74.481
5	11:28:45.142	1:05.910	21.670	24.083	20.157	88.884	76.259
6	11:30:08.745	1:23.603	21.132	25.007	37.464	87.494	33.123
7	11:31:57.547	1:48.802	1:04.677	24.283	19.842	88.068	77.135
8	11:33:03.444	1:05.897	20.901	24.854	20.142	88.532	77.581
9	11:34:08.543	1:05.099	21.030	24.172	19.897	88.884	77.581
10	11:35:14.065	1:05.522	20.972	24.563	19.987	87.722	77.313
11	11:36:19.326	1:05.261	20.884	24.312	20.065	88.068	76.519

(16) Ivor MAIRS

1	11:24:15.957				21.325	82.543	71.315
2	11:25:43.966	1:28.009	23.996	42.785	21.228	75.742	73.342
3	11:26:56.639	1:12.673	23.317	27.442	21.914	81.343	73.583
4	11:28:09.678	1:13.039	24.157	27.349	21.533	83.157	72.236
5	11:29:22.357	1:12.679	23.748	27.218	21.713	84.412	71.773
6	11:30:37.906	1:15.549	25.603	27.436	22.510	78.765	70.196
7	11:31:53.968	1:16.062	24.738	28.199	23.125	80.658	69.398
8	11:33:09.866	1:15.898	25.600	28.335	21.963	83.989	70.196
9	11:34:23.114	1:13.248	24.140	27.212	21.896	83.989	71.013
10	11:35:34.764	1:11.650	23.058	26.882	21.710	83.157	69.041
11	11:36:50.017	1:15.253	24.438	27.943	22.872	77.851	67.108

(71) Josh ORR

1	11:24:05.848		26.360	26.193	20.383	86.702	75.317
2	11:25:30.258	1:24.410	29.566	34.732	20.112	86.479	76.172
3	11:26:37.636	1:07.378	22.388	24.912	20.078	86.702	76.086
4	11:27:43.118	1:05.482	21.275	24.207	20.000	87.380	76.345
5	11:28:48.193	1:05.075	21.267	24.125	19.683	87.494	76.432
6	11:29:53.105	1:04.912	20.867	24.074	19.971	87.380	75.402
7	11:30:59.499	1:06.394	21.446	24.900	20.048	86.368	76.432
8	11:32:06.076	1:06.577	21.020	24.727	20.830	85.706	74.316
9	11:33:41.047	1:34.971	33.156	41.906	19.909	86.590	76.172
10	11:34:48.291	1:07.244	21.902	24.488	20.854	87.494	76.172
11	11:35:55.096	1:06.805	21.584	24.518	20.703	85.815	75.317

(17) Duncan GRANT

1	11:24:08.171		26.652	26.263	21.210	86.035	74.981
2	11:25:34.133	1:25.962	27.973	36.353	21.636	83.885	67.175
3	11:26:44.089	1:09.956	23.151	26.307	20.498	85.815	75.742
4	11:27:53.689	1:09.600	22.827	26.072	20.701	86.479	76.607
5	11:29:02.215	1:08.526	22.253	25.695	20.578	87.040	76.000
6	11:30:10.836	1:08.621	22.486	25.919	20.216	86.927	76.432
7	11:31:19.341	1:08.505	22.805	25.442	20.258	87.266	77.047
8	11:32:27.904	1:08.563	22.317	25.976	20.270	86.702	76.782
9	11:33:37.127	1:09.223	22.692	26.079	20.452	87.153	76.694
10	11:34:46.798	1:09.671	22.636	26.008	21.027	87.266	76.870
11	11:35:56.556	1:09.758	23.449	26.155	20.154	87.608	77.224

(99) Philip WEBSTER

1	11:24:08.717				20.896	87.153	72.864
2	11:25:33.946	1:25.229			20.863		78.857
3	11:26:41.702	1:07.756			20.224	87.494	79.230
4	11:27:49.266	1:07.564			20.022	87.494	79.043
5	11:28:57.190	1:07.924			19.933	87.837	79.606
6	11:30:04.604	1:07.414			20.294		76.172
7	11:31:11.518	1:06.914			19.726	87.608	79.606
8	11:32:18.654	1:07.136			20.139		79.511
9	11:33:29.500	1:10.846	24.630	26.306	19.910	87.266	79.795
10	11:34:52.303	1:22.803			35.543		79.511
11	11:36:06.016	1:13.713			22.163	80.853	72.549

(18) Graham KELLY

1	11:25:08.898		27.567	1:26.253	25.383	61.398	70.196
2	11:26:16.748	1:07.850	22.111	24.442	21.297	88.884	74.647
3	11:27:23.150	1:06.402	22.160	24.130	20.112	89.358	78.950
4	11:28:31.883	1:08.733	21.496	26.796	20.441	89.002	78.305
5	11:29:36.792	1:04.909	20.960	24.034	19.915	90.320	78.672
6	11:30:42.539	1:05.747	20.986	24.429	20.332	89.002	79.043
7	11:31:48.961	1:06.422	20.954	25.281	20.187	87.608	78.950

Clerk of the Course :

Orbits

Sig : Time :

Chief Timekeeper : Ian Sharp (SMART Timing)

www.mylaps.com

Results available at www.mylaps.com and www.smart-timing.co.uk

Licensed to: SMART Timing

Scottish BMW Compact Cup

Knockhill 1.267 miles

Race 3 - 1st Race - AMENDED RESULT

04/10/2015 11:25

Race (12 Laps) started at 11:22:47

Competitors	Laps											
	1	2	3	4	5	6	7	8	9	10	11	12
Steven DAILLY (2)	1	2	2	2	2	2	2	2	2	2	2	2
Gary CLARK (85)	2	85	85	85	85	85	85	85	85	85	85	85
David McNAUGHTON (23)	3	23	23	97	23	23	23	23	23	23	23	97
Greig SUTHERLAND (97)	4	97	97	23	97	97	97	97	97	97	97	23
Michael COURTS (75)	5	75	75	75	75	72	72	72	72	72	72	72
Steven KING (7)	6	7	72	72	72	75	75	75	75	75	75	45
Cliff HARPER (72)	7	72	7	7	7	7	7	7	7	7	7	7
Lee ELRICK (14)	8	14	14	14	14	14	14	14	14	14	45	14
Calum KING (45)	9	45	6	6	6	6	45	45	45	45	14	75
Neil MacINNES (91)	10	91	45	45	45	45	6	6	8	8	8	8
Phil DRYBURGH (6)	11	6	91	91	8	8	8	8	6	6	6	6
Derek KINGHORN (8)	12	8	8	8	91	91	91	90	90	91	91	91
Martin BUCHAN (35)	13	35	81	81	81	81	81	91	91	44	44	44
Douglas SIMPSON (81)	14	81	35	35	90	90	90	44	44	35	35	35
Ryan STIRLING (44)	15	44	44	90	35	35	35	35	35	90	90	90
Richard SUTHERLAND (90)	16	90	90	44	44	44	44	68	68	83	83	83
James LESLIE (78)	17	78	76	76	68	68	68	83	83	68	68	21
Jonathan ATKINSON (76)	18	76	78	68	78	83	83	78	77	77	77	77
Donald MacCOLL (68)	19	68	68	78	76	76	78	77	78	21	21	68
Ashleigh MORRIS (77)	20	77	83	83	83	78	21	21	21	78	78	81
Zack RUNCIE (21)	21	21	77	77	21	21	77	40	40	81	81	78
Steven GOLDIE (40)	22	40	21	21	77	77	40	81	81	40	40	40
David NOBLE (83)	23	83	40	40	40	40	5	5	5	5	5	5
Josh ORR (71)	24	71	5	5	5	5	71	71	71	99	17	71
Colin GILLIESPIE (5)	25	5	71	71	71	71	99	99	99	17	71	17
Duncan GRANT (17)	26	17	99	99	99	99	76	17	17	71	99	99
Philip WEBSTER (99)	27	99	17	17	17	17	17	18	18	18	18	18
Ivor MAIRS (16)	28	16	16	16	16	16	16	16	76	76	76	76
Graham KELLY (18)	29	18	18	18	18	18	18	76	16	16	16	16
-	30											

Clerk of the Course :

Orbits

Sig : Time :

Chief Timekeeper : Ian Sharp (SMART Timing)

Results available at www.mylaps.com and www.smart-timing.co.ukwww.mylaps.com

Licensed to: SMART Timing

Printed: 04/10/2015 12:41:02

SMRC Season Finale


Scottish BMW Compact Cup

Knockhill 1.267 miles

Race 12 - 2nd Race - AMENDED GRID

04/10/2015 15:50

Race (12 Laps)



POLE POSITION

2
85 Gary CLARK

4
23 David McNAUGHTON

6
45 Calum KING

8
14 Lee ELRICK

10
8 Derek KINGHORN

12
6 Phil DRYBURGH

14
35 Martin BUCHAN

16
83 David NOBLE

18
77 Ashleigh MORRIS

20
81 Douglas SIMPSON

1
2 Steven DAILLY

3
97 Greig SUTHERLAND

5
72 Cliff HARPER

7
7 Steven KING

9
75 Michael COURTS

11
91 Neil MacINNES

13
44 Ryan STIRLING

15
90 Richard SUTHERLAND

17
21 Zack RUNCIE

19
68 Donald MacCOLL

1

2

3

4

5

6

7

8

9

10

Clerk of the Course :

Orbits

Sig : Time :

Chief Timekeeper : Ian Sharp (SMART Timing)

Results available at www.mylaps.com and www.smart-timing.co.uk

www.mylaps.com

Licensed to: SMART Timing

SMRC Season Finale


Scottish BMW Compact Cup

Knockhill 1.267 miles

Race 12 - 2nd Race - AMENDED GRID

04/10/2015 15:50

Race (12 Laps)



22 40 Steven GOLDIE	21 78 James LESLIE	11
24 71 Josh ORR	23 5 Colin GILLIESPIE	12
26 99 Philip WEBSTER	25 17 Duncan GRANT	13
28 76 Jonathan ATKINSON	27 18 Graham KELLY	14
30 84 Robert MARSHALL	29 16 Ivor MAIRS	15

Clerk of the Course :

Orbits

Sig : Time :

Chief Timekeeper : Ian Sharp (SMART Timing)

Results available at www.mylaps.com and www.smart-timing.co.uk

www.mylaps.com

Licensed to: SMART Timing

Printed: 04/10/2015 12:40:08

Page 2/2

SMRC Season Finale

Sorted on Laps

Scottish Fiesta Championship

Knockhill 1.267 miles

Race 4 - 1st Race

04/10/2015 11:50

Race (12 Laps) started at 11:53:13

Pos	No.	Name	Make/Model	CC	Class Code	Laps	Total Tm	Diff	Best Tm	In Lap	Best Speed
1	1	Wayne MacAULEY	Ford Fiesta ST	2000	ST	12	12:38.136		1:02.254	2	73.262
2	7	Kevin WHYTE	Ford Fiesta ST	2000	ST	12	12:38.589	0.453	1:01.777	2	73.827
3	31	George ORR	Ford Fiesta ST	2000	ST	12	12:43.341	5.205	1:02.417	2	73.070
4	51	Chris MILFORD	Ford Fiesta ST	2000	ST	12	12:45.220	7.084	1:02.500	3	72.973
5	14	John BALFOUR	Ford Fiesta ST	2000	ST	12	12:51.637	13.501	1:03.341	4	72.005
6	55	Stephen WARD	Ford Fiesta ST	2000	ST	12	12:54.703	16.567	1:03.303	9	72.048
7	61	Peter CRUICKSHANK	Ford Fiesta ST	2000	ST	12	12:56.842	18.706	1:03.187	9	72.180
8	37	Russell MORGAN	Ford Fiesta ST	2000	ST	12	12:57.031	18.895	1:03.394	6	71.944
9	24	Steven GRAY	Ford Fiesta XR2	1600	XR	12	13:05.503	27.367	1:03.909	10	71.365
10	50	Jim DEANS	Ford Fiesta XR2	1600	XR	12	13:06.737	28.601	1:04.053	9	71.204
11	19	Josh ORR	Ford Fiesta XR2	1600	XRN	12	13:20.001	41.865	1:05.389	3	69.749
12	17	Gary WEBSTER	Ford Fiesta XR2	1600	XRN	12	13:23.861	45.725	1:05.289	11	69.856
13	18	Barry FARQUHARSON	Ford Fiesta XR2	1600	XRN	12	13:36.205	58.069	1:06.202	2	68.893
14	69	Jade MAXWELL	Ford Fiesta XR2	1600	Guest	12	13:44.725	1:06.58'	1:07.540	6	67.528
15	88	Cameron DALZIEL	Ford Fiesta ST	2000	Guest	11	12:47.159	1 Lap	1:06.855	9	68.220
16	81	Graeme CUTHBERT	Ford Fiesta XR2	1600	XRN	11	12:52.998	1 Lap	1:08.225	11	66.850
17	20	Chris McNEILL	Ford Fiesta XR2	1600	XRN	11	13:07.531	1 Lap	1:09.128	7	65.977
18	28	David TAYLOR	Ford Fiesta XR2	1600	XRN	11	13:21.658	1 Lap	1:08.499	6	66.583

Not classified

DNF 21 Annie BUTTERWORTH Ford Fiesta XR2 1600 XRN 8 9:11.998 DNF 1:05.896 3 69.213

Announcements

New Track Record (1:01.777) for SMRC Ford Fiesta ST by Kevin WHYTE.

Margin of Victory	Avg. Speed	Best Lap Tm	Best Speed	Best Lap by
0.453	72.190	1:01.777	73.827	7 - Kevin WHYTE

Clerk of the Course :

Orbits

Sig : Time :

Chief Timekeeper : Ian Sharp (SMART Timing)

Results available at www.mylaps.com and www.smart-timing.co.uk

Printed: 08/10/2015 18:41:13



SMRC Season Finale

Scottish Fiesta Championship

Knockhill 1.267 miles

Race 4 - 1st Race

04/10/2015 11:50

Race (12 Laps) started at 11:53:13

Lap	Time of Day	Lap Tm	S1	S2	S3	S3Spd	SFSpd
(1) Wayne MacAULEY							
1	11:54:18.474			23.337	19.069	91.427	79.511
2	11:55:20.728	1:02.254	20.136	23.166	18.952	91.427	79.890
3	11:56:23.457	1:02.729	20.076	23.509	19.144	91.427	79.700
4	11:57:26.386	1:02.929	20.328	23.320	19.281	91.055	79.136
5	11:58:29.950	1:03.564	20.565	23.793	19.206	91.427	79.417
6	11:59:32.735	1:02.785	20.213	23.595	18.977	91.427	79.606
7	12:00:35.813	1:03.078	20.321	23.468	19.289	91.802	78.397
8	12:01:38.861	1:03.048	20.154	23.822	19.072	91.928	79.417
9	12:02:41.786	1:02.925	20.178	23.668	19.079	91.552	79.511
10	12:03:44.854	1:03.068	20.177	23.763	19.128	91.427	78.672
11	12:04:48.207	1:03.353	20.225	23.916	19.212	90.686	79.323
12	12:05:51.198	1:02.991	20.095	23.640	19.256	91.055	79.230

Lap	Time of Day	Lap Tm	S1	S2	S3	S3Spd	SFSpd
(7) Kevin WHYTE							
1	11:54:19.701			23.200	19.950	93.076	80.176
2	11:55:21.478	1:01.777	19.902	23.156	18.719	92.562	80.368
3	11:56:23.628	1:02.150	19.914	23.384	18.852	92.562	80.272
4	11:57:26.521	1:02.893	20.403	23.355	19.135	92.690	79.230
5	11:58:30.230	1:03.709	20.617	23.866	19.226	92.054	80.465
6	11:59:33.009	1:02.779	20.452	23.502	18.825	91.928	80.368
7	12:00:36.566	1:03.557	20.387	23.486	19.684	92.054	78.123
8	12:01:39.382	1:02.816	20.232	23.669	18.915	92.181	79.890
9	12:02:42.115	1:02.733	20.202	23.664	18.867	91.802	80.081
10	12:03:45.743	1:03.628	20.259	23.873	19.496	90.932	79.043
11	12:04:48.933	1:03.190	20.163	24.076	18.951	89.957	79.511
12	12:05:51.651	1:02.718	19.950	23.653	19.115	91.677	79.417

Lap	Time of Day	Lap Tm	S1	S2	S3	S3Spd	SFSpd
(31) George ORR							
1	11:54:20.133			23.483	19.771	91.055	78.214
2	11:55:22.550	1:02.417	20.131	23.276	19.010	91.427	79.136
3	11:56:25.813	1:03.263	20.038	24.099	19.126	90.198	79.043
4	11:57:28.945	1:03.132	20.221	23.783	19.128	90.442	79.043
5	11:58:32.147	1:03.202	20.272	23.689	19.241	91.055	78.672
6	11:59:35.346	1:03.199	20.189	23.776	19.234	90.320	78.580
7	12:00:38.655	1:03.309	20.314	23.730	19.265	90.320	78.765
8	12:01:42.016	1:03.361	20.332	23.855	19.174	91.427	78.580
9	12:02:45.924	1:03.908	20.252	23.910	19.746	91.055	77.941
10	12:03:49.255	1:03.331	20.456	23.764	19.111	90.932	79.795
11	12:04:52.480	1:03.225	20.220	23.826	19.179	90.686	79.511
12	12:05:56.403	1:03.923	20.389	23.946	19.588	90.564	73.583

Lap	Time of Day	Lap Tm	S1	S2	S3	S3Spd	SFSpd
(51) Chris MILFORD							
1	11:54:20.357			23.388	19.254	92.818	77.402
2	11:55:23.987	1:03.630	21.150	23.384	19.096	92.435	81.343
3	11:56:26.487	1:02.500	20.170	23.617	18.713	92.690	80.755
4	11:57:29.289	1:02.802	20.412	23.615	18.775	92.435	81.343
5	11:58:32.473	1:03.184	20.480	23.650	19.054	92.562	80.853
6	11:59:36.127	1:03.654	20.338	23.515	19.801	90.809	81.441
7	12:00:39.039	1:02.912	20.169	23.650	19.093	92.054	80.755
8	12:01:42.547	1:03.508	20.353	23.786	19.369	91.303	80.272
9	12:02:45.526	1:02.979	20.262	23.645	19.072	91.802	69.041
10	12:03:50.530	1:05.004	22.288	23.676	19.040	91.677	80.755
11	12:04:55.645	1:05.115	21.370	24.722	19.023	87.952	80.950
12	12:05:58.282	1:02.637	20.237	23.513	18.887	92.308	80.272

Lap	Time of Day	Lap Tm	S1	S2	S3	S3Spd	SFSpd
(14) John BALFOUR							
1	11:54:22.375			24.113	19.366	91.303	79.417
2	11:55:26.709	1:04.334	20.263	24.788	19.283	87.494	79.985
3	11:56:30.489	1:03.780	20.197	24.290	19.293	90.809	79.230
4	11:57:33.830	1:03.341	20.252	24.048	19.041	90.198	79.043
5	11:58:37.294	1:03.464	20.381	24.039	19.044	90.198	79.136
6	11:59:41.263	1:03.969	20.205	24.303	19.461	89.002	78.488
7	12:00:44.754	1:03.491	20.252	24.089	19.150	89.957	78.672
8	12:01:48.296	1:03.542	20.324	24.065	19.153	91.179	79.043
9	12:02:51.886	1:03.590	20.141	24.052	19.397	90.198	78.397
10	12:03:55.790	1:03.904	20.435	24.217	19.252	90.077	79.043
11	12:05:00.071	1:04.281	20.595	24.451	19.235	89.120	79.230
12	12:06:04.699	1:04.628	20.242	24.879	19.507	86.257	76.958

Lap	Time of Day	Lap Tm	S1	S2	S3	S3Spd	SFSpd
(55) Stephen WARD							
1	11:54:24.117				19.339		80.755
2	11:55:29.115	1:04.998	21.776	24.231	18.991		79.606

Lap	Time of Day	Lap Tm	S1	S2	S3	S3Spd	SFSpd
3	11:56:33.589	1:04.474				19.157	79.417
4	11:57:37.260	1:03.671		24.037	18.899	90.077	78.857
5	11:58:40.618	1:03.358	20.529	23.788		19.041	78.950
6	11:59:44.845	1:04.227				19.438	78.580
7	12:00:48.413	1:03.568		23.729		18.974	79.323
8	12:01:51.870	1:03.457				19.052	90.809
9	12:02:55.173	1:03.303	20.611	23.651		19.041	91.179
10	12:03:58.576	1:03.403	20.404	23.851		19.148	90.320
11	12:05:03.841	1:05.265	21.166	24.954		19.145	90.442
12	12:06:07.765	1:03.924				19.128	89.239

Lap	Time of Day	Lap Tm	S1	S2	S3	S3Spd	SFSpd
(61) Peter CRUICKSHANK							
1	11:54:22.408				24.077	19.043	91.552
2	11:55:26.790	1:04.382	20.957	24.059		19.366	89.358
3	11:56:30.946	1:04.156	20.612	23.961		19.583	90.564
4	11:57:34.361	1:03.415	20.484	23.777		19.154	91.179
5	11:58:37.755	1:03.394	20.455	23.834		19.105	92.054
6	11:59:41.292	1:03.537	20.440	23.751		19.346	89.957
7	12:00:46.368	1:05.076	20.703	24.985		19.388	90.077
8	12:01:49.872	1:03.504	20.502	23.822		19.180	90.809
9	12:02:53.059	1:03.187	20.360	23.709		19.118	91.055
10	12:03:56.997	1:03.938	20.426	24.262		19.250	89.836
11	12:05:00.854	1:03.857	20.538	24.035		19.284	90.564
12	12:06:09.904	1:09.050	20.153	24.202		24.695	89.836

Lap	Time of Day	Lap Tm	S1	S2	S3	S3Spd	SFSpd
(37) Russell MORGAN							
1	11:54:24.495				25.183	19.406	89.358
2	11:55:30.767	1:06.272	22.337	24.487		19.448	89.358
3	11:56:34.787	1:04.020				19.292	89.957
4	11:57:38.828	1:04.041		23.975		19.174	89.716
5	11:58:42.333	1:03.505	20.523	23.649		19.333	90.077
6	11:59:45.727	1:03.394	20.547	23.716		19.131	90.077
7	12:00:49.327	1:03.600	20.607	23.701		19.292	89.477
8	12:01:53.400	1:04.073	20.693	23.949		19.431	90.077
9	12:02:57.650	1:04.250	20.484	24.347		19.419	87.952
10	12:04:02.062	1:04.412	20.895	24.197		19.320	88.649
11	12:05:06.019	1:03.957	20.521	24.185		19.251	88.416
12	12:06:10.093	1:04.074	20.603	23.979		19.492	90.320

Lap	Time of Day	Lap Tm	S1	S2	S3	S3Spd	SFSpd
(24) Steven GRAY							
1	11:54:26.048				25.907	19.815	84.412
2	11:55:31.404	1:05.356	21.176	24.513		19.667	87.266
3	11:56:35.989	1:04.585	20.997	23.986		19.602	87.494
4	11:57:40.414	1:04.425	20.922	23.761		19.742	87.266
5	11:58:45.307	<					

SMRC Season Finale

Scottish Fiesta Championship

Knockhill 1.267 miles

Race 4 - 1st Race

04/10/2015 11:50

Race (12 Laps) started at 11:53:13

Lap	Time of Day	Lap Tm	S1	S2	S3	S3Spd	SFSpd
7	12:01:01.185	1:06.073	21.504	24.411	20.158	84.518	72.081
8	12:02:07.617	1:06.432	21.598	24.724	20.110	84.095	72.549
9	12:03:13.596	1:05.979	21.459	24.383	20.137	84.412	72.706
10	12:04:19.859	1:06.263	21.548	24.571	20.144	83.989	71.927
11	12:05:26.127	1:06.268	21.454	24.642	20.172	83.467	72.314
12	12:06:33.063	1:06.936	21.695	24.754	20.487	83.571	72.004

(17) Gary WEBSTER

1	11:54:27.796			24.653	20.756	85.815	75.064
2	11:55:35.886	1:08.090	22.928	24.301	20.861	79.323	74.730
3	11:56:41.544	1:05.658	21.268	24.439	19.951	84.946	74.481
4	11:57:47.268	1:05.724	21.101	24.416	20.207	85.815	73.989
5	11:58:54.411	1:07.143	21.844	24.697	20.602	84.200	72.864
6	12:00:00.757	1:06.346	21.214	24.802	20.330	84.306	74.234
7	12:01:08.959	1:08.202	22.176	25.553	20.473	84.946	73.102
8	12:02:14.601	1:05.642	21.048	24.539	20.055	85.379	73.502
9	12:03:20.015	1:05.414	21.157	24.281	19.976	85.815	73.989
10	12:04:25.682	1:05.667	21.128	24.522	20.017	85.379	74.234
11	12:05:30.971	1:05.289	21.069	24.144	20.076	85.706	73.182
12	12:06:36.923	1:05.952	21.265	24.397	20.290	85.054	73.182

(18) Barry FARQUHARSON

1	11:54:27.274			25.570	20.632	83.885	75.487
2	11:55:33.476	1:06.202	21.719	24.410	20.073	87.266	72.627
3	11:56:40.086	1:06.610	21.260	24.921	20.429	82.951	72.864
4	11:57:46.915	1:06.829	21.435	24.999	20.395	84.306	73.262
5	11:58:55.467	1:08.552	21.331	26.041	21.180	83.571	71.696
6	12:00:02.293	1:06.826	21.388	25.042	20.396	84.306	72.706
7	12:01:10.547	1:08.254	21.159	25.698	21.397	84.839	71.467
8	12:02:18.515	1:07.968	21.551	25.456	20.961	83.260	72.159
9	12:03:26.119	1:07.604	21.368	25.472	20.764	82.849	72.314
10	12:04:33.888	1:07.769	21.695	25.441	20.633	83.260	72.864
11	12:05:41.435	1:07.547	21.508	25.284	20.755	83.157	71.927
12	12:06:49.267	1:07.832	21.708	25.169	20.955	82.951	71.850

(69) Jade MAXWELL

1	11:54:30.321			26.176	20.814	83.054	71.927
2	11:55:39.318	1:08.997	23.058	25.362	20.577	82.849	71.927
3	11:56:47.482	1:08.164	22.472	25.109	20.583	83.467	71.696
4	11:57:55.242	1:07.760	22.370	24.959	20.431	83.467	72.236
5	11:59:03.156	1:07.914	22.364	24.969	20.581	83.363	72.314
6	12:00:10.696	1:07.540	22.186	24.880	20.474	84.200	72.236
7	12:01:18.276	1:07.580	22.036	25.082	20.462	83.571	72.159
8	12:02:26.022	1:07.746	22.288	24.993	20.465	84.095	72.004
9	12:03:33.744	1:07.722	22.270	24.927	20.525	83.989	72.627
10	12:04:41.926	1:08.182	22.996	24.733	20.453	83.363	72.627
11	12:05:49.559	1:07.633	22.019	25.016	20.598	83.885	72.004
12	12:06:57.787	1:08.228	22.236	25.308	20.684	83.675	68.970

(88) Cameron DALZIEL

1	11:54:33.346			27.179	20.227	85.054	78.765
2	11:55:43.365	1:10.019	23.153	26.348	20.518	79.417	73.989
3	11:56:53.603	1:10.238	23.789	25.655	20.794	86.146	75.572
4	11:58:01.074	1:07.471	22.340	25.204	19.927	89.358	78.488
5	11:59:10.291	1:09.217	23.414	25.862	19.941	87.266	78.857
6	12:00:18.555	1:08.264	23.125	24.973	20.166	87.837	77.313
7	12:01:25.899	1:07.344	22.268	25.341	19.735	90.198	78.305
8	12:02:32.963	1:07.064	22.173	24.965	19.926	89.716	78.123
9	12:03:39.818	1:06.855	22.046	25.041	19.768	89.957	77.761
10	12:04:50.434	1:10.616	23.168	27.687	19.761	89.477	77.671
11	12:06:00.221	1:09.787	22.367	26.722	20.698	81.244	76.870

(81) Graeme CUTHBERT

1	11:54:30.930			20.508	82.442	72.864	
2	11:55:43.063	1:12.133	24.221	26.887	21.025	82.240	72.236
3	11:56:51.315	1:08.252	22.495	25.476	20.281	83.675	73.182
4	11:58:00.478	1:09.163	22.582	26.083	20.498	82.442	72.081
5	11:59:09.683	1:09.205	23.074	25.751	20.380	83.157	72.785
6	12:00:18.598	1:08.915	22.749	25.520	20.646	83.675	72.392
7	12:01:27.990	1:09.392	23.104	25.791	20.497	83.054	71.696
8	12:02:37.100	1:09.110	22.854	25.397	20.859	83.780	72.004
9	12:03:48.924	1:11.824	23.160	26.693	21.971	85.270	73.342
10	12:04:57.835	1:08.911	23.301	25.340	20.270	82.849	73.422
11	12:06:06.060	1:08.225	22.085	25.911	20.229	84.200	72.236

Lap	Time of Day	Lap Tm	S1	S2	S3	S3Spd	SFSpd
(20) Chris McNEILL							
1	11:54:31.884			29.009	26.437	20.524	84.095
2	11:55:43.089	1:11.205	23.611	26.978	20.616	83.054	73.502
3	11:56:53.999	1:10.910	23.546	25.871	21.493	84.306	66.443
4	11:58:03.708	1:09.709	23.197	26.045	20.467	83.780	73.422
5	11:59:13.281	1:09.573	23.180	26.032	20.361	84.200	72.236
6	12:00:22.442	1:09.161	23.125	25.705	20.331	84.946	73.502
7	12:01:31.570	1:09.128	22.878	26.002	20.248	84.412	74.152
8	12:02:41.604	1:10.034	22.678	26.304	21.052	83.467	72.236
9	12:03:53.119	1:11.515	23.243	27.532	20.740	81.639	73.422
10	12:05:07.998	1:14.879	25.563	28.375	20.941	79.323	73.745
11	12:06:20.593	1:12.595	22.651	26.021	23.923	83.989	63.973

(28) David TAYLOR

1	11:54:31.299			26.571	20.423	83.780	74.481
2	11:55:41.959	1:10.660	23.751	26.229	20.680	84.518	73.182
3	11:56:50.735	1:08.776	22.411	25.802	20.563	84.839	72.706
4	11:58:00.350	1:09.615	22.509	26.152	20.954	84.306	72.081
5	11:59:09.892	1:09.542	23.665	25.602	20.275	85.379	73.907
6	12:00:18.391	1:08.499	22.878	25.284	20.337	85.270	72.392
7	12:01:28.015	1:09.624	23.496	25.564	20.564	84.946	74.234
8	12:02:36.902	1:08.887	23.174	25.348	20.365	85.270	71.927
9	12:03:46.628	1:09.726	22.573	25.805	21.348	84.625	72.392
10	12:04:56.912	1:10.284	23.965	26.234	20.085	83.675	74.647
11	12:06:04.720	1:37.808	21.701	25.791	50.316	83.467	44.828

(21) Annie BUTTERWORTH

1	11:54:27.942			25.078	20.281	85.706	72.549
2	11:55:34.429	1:06.487	22.317	24.087	20.083	87.040	73.826
3	11:56:40.325	1:05.896	21.116	24.533	20.247	84.946	72.314
4	11:57:47.344	1:07.019	21.647	24.812	20.560	84.518	72.627
5	11:58:54.565	1:07.221			20.630	82.543	71.315
6	12:00:00.650	1:06.085		24.730	20.074	85.596	71.927
7	12:01:10.517	1:09.867	21.927	26.186	21.754	85.487	67.108
8	12:02:25.060	1:14.543	21.887	25.066	27.590	84.839	25.468

Clerk of the Course :

Orbits

Sig : Time :

Chief Timekeeper : Ian Sharp (SMART Timing)

www.mylaps.com

Results available at www.mylaps.com and www.smart-timing.co.uk

Licensed to: SMART Timing

Printed: 04/10/2015 12:09:22

Page 2/2

SMRC Season Finale

Lapchart


Scottish Fiesta Championship

Knockhill 1.267 miles

Race 4 - 1st Race

04/10/2015 11:50

Race (12 Laps) started at 11:53:13



Competitors	Laps											
	1	2	3	4	5	6	7	8	9	10	11	12
Wayne MacAULEY (1)	1	1	1	1	1	1	1	1	1	1	1	1
Kevin WHYTE (7)	2	7	7	7	7	7	7	7	7	7	7	7
George ORR (31)	3	31	31	31	31	31	31	31	31	51	31	31
Chris MILFORD (51)	4	51	51	51	51	51	51	51	51	31	51	51
John BALFOUR (14)	5	14	14	14	14	14	14	14	14	14	14	14
Peter CRUICKSHANK (61)	6	61	61	61	61	61	61	61	61	61	61	55
Stephen WARD (55)	7	55	55	55	55	55	55	55	55	55	55	61
Russell MORGAN (37)	8	37	37	37	37	37	37	37	37	37	37	37
Jim DEANS (50)	9	50	50	50	50	50	24	24	24	24	24	24
Steven GRAY (24)	10	24	24	24	24	24	50	50	50	50	50	50
Josh ORR (19)	11	19	19	19	19	19	19	19	19	19	19	19
Barry FARQUHARSON (18)	12	18	18	18	18	17	21	17	17	17	17	17
Gary WEBSTER (17)	13	17	21	21	17	21	17	21	18	18	18	18
Annie BUTTERWORTH (21)	14	21	17	17	21	18	18	18	21	69	69	69
Jade MAXWELL (69)	15	69	69	69	69	69	69	69	69	88	88	88
Graeme CUTHBERT (81)	16	81	28	28	28	81	28	88	88	28	28	81
David TAYLOR (28)	17	28	81	81	81	28	88	81	28	81	81	20
Chris McNEILL (20)	18	20	20	88	88	88	81	28	81	20	20	28
Cameron DALZIEL (88)	19	88	88	20	20	20	20	20	20			

Clerk of the Course :

Orbits

Sig :

Time :

Chief Timekeeper : Ian Sharp (SMART Timing)

Results available at www.mylaps.com and www.smart-timing.co.uk

www.mylaps.com

Licensed to: SMART Timing

SMRC Season Finale

Scottish Fiesta Championship

Knockhill 1.267 miles

Race 15 - 2nd Race

04/10/2015 17:00

Race (12 Laps)

POLE POSITION

2
7 Kevin WHYTE

4
51 Chris MILFORD

6
55 Stephen WARD

8
37 Russell MORGAN

10
50 Jim DEANS

12
17 Gary WEBSTER

14
69 Jade MAXWELL

16
81 Graeme CUTHBERT

18
28 David TAYLOR

1
1 Wayne MacAULEY

3
31 George ORR

5
14 John BALFOUR

7
61 Peter CRUICKSHANK

9
24 Steven GRAY

11
19 Josh ORR

13
18 Barry FARQUHARSON

15
88 Cameron DALZIEL

17
20 Chris McNEILL

19
21 Annie BUTTERWORTH

1
2
3
4
5
6
7
8
9
10

Clerk of the Course :

Orbits

Sig : Time :

Chief Timekeeper : Ian Sharp (SMART Timing)

Results available at www.mylaps.com and www.smart-timing.co.uk

www.mylaps.com

Licensed to: SMART Timing

Printed: 04/10/2015 12:10:02

SMRC Season Finale

Sorted on Laps

Scottish FF1600 Championship

Knockhill 1.267 miles

Race 5 - 1st Race

04/10/2015 12:10

Race (12 Laps) started at 12:14:45

Pos	No.	Name	Make/Model	CC	Class Code	Laps	Total Tm	Diff	Best Tm	In Lap	Best Speed
1	78	Adam MacKAY	Ray GR14	1600	FF16A	12	11:13.506		54.937	8	83.019
2	25	Neil MacLENNAN	Ray GR09	1600	FF16A-N	12	11:14.072	0.566	55.178	10	82.657
3	50	Jamie THORBURN	Ray GR15	1600	FF16A-N	12	11:18.039	4.533	55.684	7	81.906
4	92	Matthew CHISHOLM	Van Diemen RF92	1600	FF16B	12	11:21.670	8.164	56.020	9	81.414
5	55	Sam McKENZIE	Ray GR08	1600	Guest	12	11:27.762	14.256	56.659	11	80.496
6	6	Sebastian MELROSE	Ray GR14	1600	FF16A-N	12	11:29.724	16.218	56.355	12	80.931
7	3	Neil BROOME	Swift SC93C	1600	FF16B	12	11:37.648	24.142	56.739	8	80.383
8	70	David THORBURN	Ray GR15	1600	FF16A	12	11:38.432	24.926	56.604	12	80.575
9	79	Phil HOOKER	Ray GR14	1600	FF16A-N	12	11:42.984	29.478	57.423	10	79.425
10	41	Colin TURNER	Van Diemen RF93	1600	FF16B	12	11:44.707	31.201	57.367	12	79.503
11	77	Fraser GRAY	Ray GR14	1600	FF16A-N	12	11:45.366	31.860	57.346	12	79.532
12	16	Ivor MAIRS	Mondiale	1600	FF16B	11	11:50.850	1 Lap	58.655	11	77.757

Margin of Victory	Avg. Speed	Best Lap Tm	Best Speed	Best Lap by
0.566	81.261	54.937	83.019	78 - Adam MacKAY

Clerk of the Course :

Orbits

Sig : Time :

Chief Timekeeper : Ian Sharp (SMART Timing)

www.mylaps.com

Results available at www.mylaps.com and www.smart-timing.co.uk

Licensed to: SMART Timing

Printed: 04/10/2015 12:29:48

SMRC Season Finale

Scottish FF1600 Championship

Knockhill 1.267 miles

Race 5 - 1st Race

04/10/2015 12:10

Race (12 Laps) started at 12:14:45

Lap	Time of Day	Lap Tm	S1	S2	S3	S3Spd	SFSpd	Lap	Time of Day	Lap Tm	S1	S2	S3	S3Spd	SFSpd
(78) Adam MacKAY															
1	12:15:45.304			21.066	17.283	104.366	90.320	3	12:17:44.410	57.146	18.780	21.309	17.057	104.529	91.179
2	12:16:42.200	56.896	19.106	21.031	16.759	104.366	92.690	4	12:18:41.656	57.246	18.796	21.428	17.022	104.204	91.303
3	12:17:38.037	55.837	18.183	20.861	16.793	105.020	91.179	5	12:19:38.605	56.949	18.665	21.301	16.983	104.692	91.552
4	12:18:34.180	56.143	18.208	20.897	17.038	104.529	92.562	6	12:20:35.528	56.923	18.752	21.314	16.857	104.856	91.552
5	12:19:31.468	57.288	18.102	22.328	16.858	101.987	92.562	7	12:21:32.557	57.029	18.699	21.471	16.859	104.692	91.677
6	12:20:26.925	55.457	17.953	20.877	16.627	105.681	92.690	8	12:22:29.221	56.664	18.590	21.263	16.811	103.882	91.427
7	12:21:22.306	55.381	17.924	20.855	16.602	106.351	92.947	9	12:23:25.950	56.729	18.527	21.335	16.867	104.692	91.802
8	12:22:17.243	54.937	17.834	20.648	16.455	106.520	93.465	10	12:24:22.487	56.537	18.463	21.328	16.746	104.856	91.802
9	12:23:12.398	55.155	17.743	20.698	16.714	106.859	93.205	11	12:25:19.110	56.623	18.512	21.385	16.726	104.856	92.054
10	12:24:07.500	55.102	17.867	20.730	16.505	106.859	93.988	12	12:26:15.465	56.355	18.511	21.144	16.700	105.349	92.308
11	12:25:03.633	56.133	18.237	20.899	16.997	105.349	91.928	(3) Neil BROOME							
12	12:25:59.247	55.614	18.109	20.690	16.815	105.515	91.928	1	12:15:50.135			21.874	17.164	104.204	89.596
(25) Neil MacLENNAN															
1	12:15:45.239			21.059	17.002	105.184	89.836	2	12:16:48.630	58.495	18.894	22.175	17.426	103.242	90.198
2	12:16:41.959	56.720	19.026	21.072	16.622	103.721	90.686	3	12:17:46.635	58.005	19.254	21.528	17.223	103.561	90.442
3	12:17:38.164	56.205	18.657	20.820	16.728	106.351	92.562	4	12:18:44.745	58.110	19.202	21.492	17.416	103.882	89.120
4	12:18:34.098	56.934	18.287	20.967	16.680	106.183	90.198	5	12:19:43.130	58.385	19.412	21.258	17.715	104.692	91.677
5	12:19:30.117	56.019	18.406	20.901	16.712	104.529	91.055	6	12:20:41.015	57.885	18.892	21.736	17.257	100.011	90.198
6	12:20:25.714	55.597	18.074	20.965	16.558	104.692	91.303	7	12:21:38.221	57.206	18.902	21.449	16.855	103.402	90.932
7	12:21:21.254	55.540	18.150	20.826	16.564	104.366	91.427	8	12:22:34.960	56.739	18.518	21.214	17.007	104.366	91.928
8	12:22:16.602	55.348	18.089	20.687	16.572	104.692	91.303	9	12:23:32.375	57.415	19.380	21.130	16.905	102.926	90.320
9	12:23:12.063	55.461	18.076	20.863	16.522	104.529	91.677	10	12:24:29.269	56.894	18.544	21.289	17.061	103.242	90.564
10	12:24:07.241	55.178	17.996	20.693	16.489	104.204	91.677	11	12:25:26.155	56.886	18.536	21.377	16.973	102.768	90.809
11	12:25:03.914	56.673	18.696	20.824	17.153	106.859	90.320	12	12:26:23.389	57.234	18.610	21.551	17.073	103.402	90.809
12	12:25:59.813	55.899	18.097	20.636	17.166	106.859	85.270	(70) David THORBURN							
(50) Jamie THORBURN															
1	12:15:45.856			21.249	16.821	105.184	91.552	1	12:15:49.544			21.749	17.435	102.926	89.716
2	12:16:42.798	56.942	18.919	21.147	16.876	106.015	92.181	2	12:16:48.596	59.052	19.285	22.279	17.488	100.914	88.532
3	12:17:39.275	56.477	18.463	21.148	16.866	105.349	91.677	3	12:17:46.579	57.983	19.007	21.608	17.368	101.524	89.358
4	12:18:35.677	56.402	18.450	21.094	16.858	104.529	91.552	4	12:18:44.545	57.966	18.952	21.681	17.333	101.218	89.358
5	12:19:32.016	56.339	18.402	20.928	17.009	106.351	92.690	5	12:19:42.795	58.250	18.979	21.562	17.709	103.084	89.596
6	12:20:27.891	55.875	18.072	21.103	16.700	105.020	92.690	6	12:20:41.471	58.676	18.691	22.192	17.793	99.272	91.055
7	12:21:23.575	55.684	18.106	20.811	16.767	106.183	92.435	7	12:21:39.111	57.640	18.860	21.699	17.081	103.721	91.055
8	12:22:19.463	55.888	18.106	20.927	16.855	105.349	92.054	8	12:22:36.109	56.998	18.519	21.389	17.090	104.204	90.809
9	12:23:15.347	55.884	18.082	20.981	16.821	105.184	92.054	9	12:23:33.728	57.619	19.038	21.393	17.188	104.043	90.198
10	12:24:11.379	56.032	18.200	21.052	16.780	105.020	92.054	10	12:24:30.691	56.963	18.427	21.506	17.030	104.043	90.320
11	12:25:07.573	56.194	18.325	21.121	16.748	104.856	91.552	11	12:25:27.569	56.878	18.332	21.372	17.174	104.204	90.564
12	12:26:03.780	56.207	18.288	21.148	16.771	104.856	91.802	12	12:26:24.173	56.604	18.346	21.431	16.827	103.882	90.686
(92) Matthew CHISHOLM															
1	12:15:46.904			21.425	16.978	101.987	90.198	(79) Phil HOOKER							
2	12:16:43.578	56.674	18.613	21.167	16.894	103.882	90.564	1	12:15:51.454			22.401	17.427	103.882	90.564
3	12:17:39.805	56.227	18.405	20.996	16.826	104.366	90.932	2	12:16:49.708	58.254	19.070	21.900	17.284	103.882	90.809
4	12:18:36.115	56.310	18.394	20.945	16.971	103.721	91.552	3	12:17:47.303	57.595	18.810	21.528	17.257	103.882	91.179
5	12:19:32.886	56.771	18.427	21.403	16.941	103.084	91.802	4	12:18:45.056	57.753	18.847	21.656	17.250	104.366	91.303
6	12:20:30.229	57.343	18.509	21.744	17.090	102.142	90.198	5	12:19:43.297	58.241	19.305	21.678	17.258	104.856	92.947
7	12:21:26.619	56.390	18.377	21.226	16.787	103.242	91.055	6	12:20:41.605	58.308	19.104	21.752	17.452	104.692	91.303
8	12:22:22.940	56.321	18.236	21.237	16.848	102.926	90.809	7	12:21:39.437	57.832	19.121	21.591	17.120	105.515	92.947
9	12:23:18.960	56.020	18.130	21.113	16.777	103.402	90.809	8	12:22:37.091	57.654	18.695	21.707	17.252	103.561	91.677
10	12:24:15.174	56.214	18.178	21.283	16.753	103.721	90.686	9	12:23:35.778	58.687	19.089	22.120	17.478	102.454	91.055
11	12:25:11.203	56.029	18.132	21.070	16.827	103.242	90.686	10	12:24:33.201	57.423	18.400	21.881	17.142	104.366	91.303
12	12:26:07.411	56.208	18.146	21.137	16.925	103.721	88.884	11	12:25:31.084	57.883	18.644	22.062	17.177	104.204	92.054
(55) Sam McKENZIE															
1	12:15:47.543			21.400	17.158	102.926	89.120	12	12:26:28.725	56.604	18.346	21.431	16.827	103.882	90.686
2	12:16:44.383	56.840	18.436	21.284	17.120	103.402	89.239	(41) Colin TURNER							
3	12:17:41.365	56.982	18.343	21.279	17.360	103.242	88.649	1	12:15:53.017				17.758	102.454	88.649
4	12:18:38.308	56.943	18.364	21.289	17.290	102.298	89.002	2	12:16:51.279	58.262	19.070	21.900	17.284	103.882	90.809
5	12:19:35.218	56.910	18.375	21.258	17.277	102.611	88.884	3	12:17:49.814	58.535	18.810	21.528	17.257	103.882	89.477
6	12:20:31.967	56.749	18.215	21.271	17.263	102.926	89.358	4	12:18:48.088	58.274	19.100	21.799	17.375	103.721	89.358
7	12:21:29.347	57.380	18.786	21.371	17.223	102.298	89.239	5	12:19:46.003	57.915			17.446		89.477
8	12:22:26.155	56.808	18.343	21.260	17.205	102.298	88.884	6	12:20:43.498	57.495			17.224		90.320
9	12:23:22.925	56.770	18.294	21.306	17.170	102.454	89.002	7	12:21:40.946	57.448			17.070	105.184	91.427
10	12:24:19.865	56.													

SMRC Season Finale

Scottish FF1600 Championship

Knockhill 1.267 miles

Race 5 - 1st Race

04/10/2015 12:10

Race (12 Laps) started at 12:14:45

Lap	Time of Day	Lap Tm	S1	S2	S3	S3Spd	SFSpd	Lap	Time of Day	Lap Tm	S1	S2	S3	S3Spd	SFSpd
7	12:21:40.500	57.468	18.760	21.745	16.963	104.529	92.435								
8	12:22:38.654	58.154	18.831	22.095	17.228	104.204	91.928								
9	12:23:38.070	59.416	18.840	22.855	17.721	102.926	91.677								
10	12:24:35.915	57.845	19.232	21.717	16.896	105.020	92.308								
11	12:25:33.761	57.846	19.123	21.721	17.002	104.692	92.308								
12	12:26:31.107	57.346	18.409	21.920	17.017	103.721	92.054								

(16) Ivor MAIRS

1	12:16:04.845			25.431	19.664	94.252	74.647
2	12:17:11.706	1:06.861	22.291	25.190	19.380	90.686	78.032
3	12:18:16.568	1:04.862	21.157	24.177	19.528	93.726	78.397
4	12:19:22.982	1:06.414	21.884	24.505	20.025	93.726	74.481
5	12:20:30.898	1:07.916	22.486	25.430	20.000	93.335	88.068
6	12:21:33.770	1:02.872	20.494	23.365	19.013	98.833	87.266
7	12:22:34.575	1:00.805	20.255	22.642	17.908	100.914	87.837
8	12:23:36.554	1:01.979	20.930	23.163	17.886	101.832	88.183
9	12:24:38.908	1:02.354	21.254	23.425	17.675	99.125	88.767
10	12:25:37.936	59.028	19.466	22.159	17.403	101.832	88.416
11	12:26:36.591	58.655	19.079	22.164	17.412	101.678	88.416

Clerk of the Course :

Orbits

Sig : Time :

Chief Timekeeper : Ian Sharp (SMART Timing)

Results available at www.mylaps.com and www.smart-timing.co.uk

www.mylaps.com

Licensed to: SMART Timing

Printed: 04/10/2015 12:30:27

Page 2/2

SMRC Season Finale

Lapchart


Scottish FF1600 Championship

Knockhill 1.267 miles

Race 5 - 1st Race

04/10/2015 12:10

Race (12 Laps) started at 12:14:45



Competitors	Laps											
	1	2	3	4	5	6	7	8	9	10	11	12
Neil MacLENNAN (25)	1	25	25	78	25	25	25	25	25	25	78	78
Adam MacKAY (78)	2	78	78	25	78	78	78	78	78	78	25	25
Jamie THORBURN (50)	3	50	50	50	50	50	50	50	50	50	50	50
Matthew CHISHOLM (92)	4	92	92	92	92	92	92	92	92	92	92	92
Sam McKENZIE (55)	5	55	55	55	55	55	55	55	55	55	55	55
Sebastian MELROSE (6)	6	6	6	6	6	6	6	6	6	6	6	6
David THORBURN (70)	7	70	70	70	70	3	3	3	3	3	3	3
Neil BROOME (3)	8	3	3	3	3	3	70	70	70	70	70	70
Phil HOOKER (79)	9	79	79	79	79	79	79	79	79	79	79	79
Fraser GRAY (77)	10	77	77	77	77	77	77	77	41	41	41	41
Colin TURNER (41)	11	41	41	41	41	41	41	41	41	77	77	77
Ivor MAIRS (16)	12	16	16	16	16	16	16	16	16	16	16	16

Clerk of the Course :

Orbits

Sig : Time :

Chief Timekeeper : Ian Sharp (SMART Timing)

Results available at www.mylaps.com and www.smart-timing.co.uk

www.mylaps.com

Licensed to: SMART Timing

Printed: 04/10/2015 12:30:45

SMRC Season Finale

Scottish FF1600 Championship

Knockhill 1.267 miles

Race 16 - 2nd Race

04/10/2015 17:20

Race (12 Laps)

POLE POSITION

2	25 Neil MacLENNAN
4	92 Matthew CHISHOLM
6	6 Sebastian MELROSE
8	70 David THORBURN
10	41 Colin TURNER
12	16 Ivor MAIRS

1	78 Adam MacKAY
3	50 Jamie THORBURN
5	55 Sam McKENZIE
7	3 Neil BROOME
9	79 Phil HOOKER
11	77 Fraser GRAY

1
2
3
4
5
6

Clerk of the Course :

Orbits

Sig : Time :

Chief Timekeeper : Ian Sharp (SMART Timing)

Results available at www.mylaps.com and www.smart-timing.co.uk

www.mylaps.com

Licensed to: SMART Timing

Printed: 04/10/2015 12:28:14

SMRC Season Finale**Sorted on Laps**

Celtic Speed Mini Cooper Cup

Knockhill 1.267 miles

Race 6 - 1st Race - AMENDED RESULT

04/10/2015 12:35

Race (9 Laps) started at 12:32:35

Pos	No.	Name	Make/Model	CC	Class Code	Laps	Total Tm	Diff	Best Tm	In Lap	Best Speed
1	70	Oliver MORTIMER	Mini Cooper	1600	SM	9	9:32.185		1:02.983	4	72.414
2	8	Hannah CHAPMAN	Mini Cooper	1600	SM L	9	9:34.648	2.463	1:03.136	2	72.238
3	27	Lewis CARTER	Mini Cooper	1600	SM	9	9:37.860	5.675	1:03.272	2	72.083
4	26	William BLAKE	Mini Cooper	1600	SMN	9	9:43.427	11.242	1:03.840	8	71.442
5	11	Morgan MURRAY	Mini Cooper	1600	SMN	9	9:46.103	13.918	1:03.636	6	71.671
6	23	Ian MUNRO	Mini Cooper	1600	SM	9	9:48.048	15.863	1:03.992	2	71.272
7	5	Des WHEATLEY	Mini Cooper	1600	SM	9	9:48.340	16.155	1:04.331	2	70.896
8	6	Daniel DREELAN	Mini Cooper	1600	SM	9	9:49.709	17.524	1:03.943	8	71.327
9	47	Reis ROBERTSON	Mini Cooper	1600	SMN	9	9:50.918	18.733	1:03.736	2	71.558
10	7	Jonny DREELAN	Mini Cooper	1600	SMN	9	9:51.932	19.747	1:04.197	4	71.044
11	30	Callum DRYBURGH	Mini Cooper	1600	SM	9	9:52.384	20.199	1:04.145	3	71.102
12	36	Marco HAIG	Mini Cooper	1600	SM	9	9:53.286	21.101	1:04.213	4	71.027
13	91	Robbie DALGLEISH	Mini Cooper	1600	SMN	9	9:54.933	22.748	1:03.494	2	71.831
14	9	Martin McGEOUGH	Mini Cooper	1600	SMN	9	9:55.041	22.856	1:04.493	6	70.718
15	96	Taeler SHAND	Mini Cooper	1600	SMN L	9	10:16.065	43.880	1:06.710	4	68.368
16	12	Dominic WHEATLEY	Mini Cooper	1600	Guest	8	9:55.029	1 Lap	1:04.047	7	71.211

Announcements

13:45 AMENDED RESULT - Car No.36 Racetime inclues 2 second time penalty - C.2.2 unfair advantage.

08/10/15 AMENDED RESULT : Car No.12 - Re-classified.

Margin of Victory	Avg. Speed	Best Lap Tm	Best Speed	Best Lap by
2.463	71.738	1:02.983	72.414	70 - Oliver MORTIMER

Clerk of the Course :

Orbits

Sig : Time :

Chief Timekeeper : Ian Sharp (SMART Timing)

Results available at www.mylaps.com and www.smart-timing.co.uk

Printed: 08/10/2015 18:18:47



SMRC Season Finale

Celtic Speed Mini Cooper Cup

Knockhill 1.267 miles

Race 6 - 1st Race - AMENDED RESULT

04/10/2015 12:35

Race (9 Laps) started at 12:32:35

Lap	Time of Day	Lap Tm	S1	S2	S3	S3Spd	SFSpd	Lap	Time of Day	Lap Tm	S1	S2	S3	S3Spd	SFSpd
(70) Oliver MORTIMER								7	12:40:14.050	1:05.300	20.696	24.394	20.210	87.040	74.897
1	12:33:41.814				19.324		75.657	8	12:41:18.404	1:04.354	20.862	24.116	19.376	87.608	76.694
2	12:34:44.991	1:03.177			19.216		76.345	9	12:42:23.825	1:05.421	21.970	24.212	19.239	88.299	76.870
3	12:35:48.051	1:03.060			19.135		76.086	(6) Daniel DREELAN							
4	12:36:51.034	1:02.983			19.225		75.828	1	12:33:46.847			24.310	19.661	86.479	75.487
5	12:37:54.196	1:03.162			19.290		75.572	2	12:34:50.844	1:03.997	20.762	23.785	19.450	86.702	75.064
6	12:38:57.471	1:03.275			19.248		76.000	3	12:35:55.037	1:04.193	20.620	23.775	19.798	86.035	75.064
7	12:40:00.562	1:03.091			19.250		75.828	4	12:36:59.797	1:04.760	20.921	24.132	19.707	85.925	74.070
8	12:41:03.866	1:03.304			19.330		75.657	5	12:38:04.517	1:04.720	20.754	24.138	19.828	87.608	74.481
9	12:42:07.670	1:03.804			19.325		75.657	6	12:39:10.228	1:05.711	21.056	24.578	20.077	85.925	72.627
(8) Hannah CHAPMAN								7	12:40:15.207	1:04.979	20.948	24.304	19.727	86.146	74.399
1	12:33:42.327			23.610	19.131	88.299	76.958	8	12:41:19.150	1:03.943	20.633	23.724	19.586	87.608	75.402
2	12:34:45.463	1:03.136	20.418	23.486	19.232	88.299	76.694	9	12:42:25.194	1:06.044	22.125	24.384	19.535	86.479	74.730
3	12:35:48.647	1:03.184	20.407	23.616	19.161	88.183	76.607	(47) Reis ROBERTSON							
4	12:36:52.229	1:03.582	20.538	23.733	19.311	88.299	76.172	1	12:33:46.214			23.965	19.839	86.927	76.345
5	12:37:55.593	1:03.364	20.591	23.507	19.266	88.532	76.519	2	12:34:49.950	1:03.736	20.444	23.816	19.476	87.494	76.519
6	12:38:59.087	1:03.494	20.656	23.636	19.202	88.416	76.172	3	12:35:54.933	1:04.983	20.674	24.496	19.813	85.815	75.064
7	12:40:02.803	1:03.716	20.488	23.883	19.345	87.153	76.519	4	12:37:00.254	1:05.321	21.333	23.902	20.086	87.608	72.081
8	12:41:06.475	1:03.672	20.672	23.717	19.283	87.837	76.172	5	12:38:04.967	1:04.713	21.007	24.211	19.495	86.814	75.233
9	12:42:10.133	1:03.658	20.570	23.784	19.304	87.494	76.345	6	12:39:10.152	1:05.185	21.041	24.399	19.745	88.299	74.897
(27) Lewis CARTER								7	12:40:14.842	1:04.690	20.636	24.416	19.638	86.257	75.487
1	12:33:42.816			23.599	19.396	87.837	76.086	8	12:41:18.834	1:03.992	20.460	23.991	19.541	88.649	76.000
2	12:34:46.088	1:03.272	20.463	23.532	19.277	87.722	76.172	9	12:42:26.403	1:07.569			19.630	86.814	75.828
3	12:35:49.454	1:03.366	20.472	23.646	19.248	87.952	75.742	(7) Jonny DREELAN							
4	12:36:53.211	1:03.757	20.357	23.956	19.444	86.702	75.233	1	12:33:47.453			24.438	19.688	87.837	76.259
5	12:37:57.013	1:03.802	20.587	23.820	19.395	87.494	76.086	2	12:34:51.991	1:04.538	21.139	23.901	19.498	88.299	75.914
6	12:39:01.043	1:04.030	20.560	23.963	19.507	86.927	75.402	3	12:35:56.664	1:04.673	20.870	24.218	19.585	87.608	76.000
7	12:40:05.159	1:04.116	20.577	23.792	19.747	87.040	75.828	4	12:37:00.861	1:04.197	20.634	24.122	19.441	88.299	75.914
8	12:41:09.232	1:04.073	20.545	23.996	19.532	86.702	75.572	5	12:38:06.064	1:05.203	21.275	24.403	19.525	86.927	76.000
9	12:42:13.345	1:04.113	20.686	23.901	19.526	86.590	75.572	6	12:39:10.994	1:04.930	21.171	24.300	19.459	87.380	75.914
(26) William BLAKE								7	12:40:15.799	1:04.805	21.198	23.977	19.630	87.837	74.813
1	12:33:45.180			23.892	19.706	87.837	75.487	8	12:41:20.908	1:05.109	21.457	24.159	19.493	88.183	76.000
2	12:34:49.303	1:04.123	20.516	23.937	19.670	85.815	76.519	9	12:42:27.417	1:06.509	21.456	25.518	19.535	85.706	75.742
3	12:35:54.025	1:04.722	20.938	24.157	19.627	85.596	75.828	(30) Callum DRYBURGH							
4	12:36:58.440	1:04.415	20.644	23.999	19.772	85.162	75.657	1	12:33:46.782			24.136	19.856	87.153	73.422
5	12:38:02.516	1:04.076	20.484	24.008	19.584	86.590	75.402	2	12:34:51.510	1:04.728	21.137	24.007	19.584	86.702	74.564
6	12:39:06.409	1:03.893	20.599	23.559	19.735	86.590	74.981	3	12:35:55.655	1:04.145	20.656	23.933	19.556	86.479	74.647
7	12:40:10.333	1:03.924	20.591	23.675	19.658	86.590	75.148	4	12:37:00.209	1:04.554	20.832	23.905	19.817	87.380	73.583
8	12:41:14.173	1:03.840	20.527	23.704	19.609	87.040	74.981	5	12:38:05.756	1:05.547	21.543	23.889	20.115	86.814	72.470
9	12:42:18.912	1:04.739	21.004	23.985	19.750	86.257	74.152	6	12:39:10.615	1:04.859	21.101	24.029	19.729	86.927	74.070
(11) Morgan MURRAY								7	12:40:15.764	1:05.149	21.045	23.990	20.114	86.257	73.422
1	12:33:43.738			23.938	19.418	87.722	75.828	8	12:41:20.429	1:04.665	20.820	23.984	19.861	85.925	74.152
2	12:34:47.394	1:03.656	20.544	23.694	19.418	88.299	75.402	9	12:42:27.869	1:07.440	21.371	26.256	19.813	85.706	73.502
3	12:35:51.589	1:04.195	20.481	24.107	19.607	86.702	75.742	(36) Marco HAIG							
4	12:36:56.613	1:05.024	20.474	24.653	19.897	84.732	75.064	1	12:33:48.042			24.572	19.791	86.927	75.742
5	12:38:00.975	1:04.362	20.821	24.047	19.494	87.380	75.572	2	12:34:52.663	1:04.621	20.946	24.038	19.637	87.153	75.657
6	12:39:04.611	1:03.636	20.498	23.725	19.413	87.494	75.828	3	12:35:57.107	1:04.444	20.716	24.121	19.607	86.927	75.742
7	12:40:08.531	1:03.920	20.472	23.897	19.551	87.494	76.172	4	12:37:01.320	1:04.213	20.705	23.966	19.542	87.380	75.487
8	12:41:13.498	1:04.967	21.320	24.066	19.581	87.837	73.989	5	12:38:06.366	1:05.046	21.273	24.093	19.680	87.494	75.828
9	12:42:21.588	1:08.090	24.037	24.482	19.571	86.146	74.897	6	12:39:11.576	1:05.210	21.016	24.407	19.787	87.380	74.647
(23) Ian MUNRO								7	12:40:15.867	1:04.291	20.860	23.925	19.506	87.266	76.086
1	12:33:45.655			24.039	19.460	86.702	75.657	8	12:41:22.081	1:06.214	21.671	24.078	20.465	87.380	73.826
2	12:34:49.647	1:03.992	20.528	23.955	19.509	86.368	74.730	9	12:42:26.771	1:04.690	20.849	24.328	19.513	86.368	75.657
3	12:35:54.706	1:05.059	21.185	24.388	19.486	84.839	75.487	(91) Robbie DALGLEISH							
4	12:36:58.798	1:04.092	20.465	23.982	19.645	86.702	73.907	1	12:33:44.156			24.025	19.525	87.266	75.402
5	12:38:03.783	1:04.985	21.248	24.011	19.726	86.590	74.316	2	12:34:47.650	1:03.494	20.506	23.621	19.367	88.068	75.572
6	12:39:09.262	1:05.479	21.543	24.250	19.686	87.040	74.730	3	12:35:51.739	1:04.089	20.530	23.899	19.660	86.257	74.813
7	12:40:13.793	1:04.531	20.579	24.259	19.693	85.706	73.826	4	12:36:55.953	1:04.214	20.522	24.098	19.594	85.162	74.647
8	12:41:18.215	1:04.422	20.757	23.973	19.692	86.035	75.064	5	12:38:00.039	1:04.086	20.581	23.990	19.515	86.035	74.399
9	12:42:23.533	1:05.318	21.578	24.186	19.554	85.925	74.730	6	12:39:03.848	1:03.809	20.613	23.742	19.454	86.479	74.234
(5) Des WHEATLEY								7	12:40:08.289	1:04.441	20.597	23.772	20.072	86.368	74.152
1	12:33:44.721			23.977	19.450	88.183	76.345	8	12:41:13.565	1:05.276	21.260	24.105	19.911	85.925	72.392
2	12:34:49.052	1:04.331	20.700	24.063	19.568	87.153	76.519	9	12:42:30.418	1:16.853	27.175	29.564	20.114	86.368	73.342
3	12:35:53.618	1:04.566	20.937	24.121	19.508	87.837	75.572	(9) Martin McGEOUGH							
4	12:36:58.542	1:04.924	20.832	24.360	19.732	88.884	75.402	1	12:33:48.600			24.805	19.772	86.368	75.657
5	12:38:03.892	1:05.350	21.718	24.239	19.393	88.884	75.914	2	12:34:53.350	1:04.750	21.049	24.268	19.433	87.608	76.000
6	12:39:08.750	1:04.858	21.266	24.117	19.475	87.040	75.657	3	12:35:58.423	1:05.073	21.075	24.405	19.593	87.153	75.742

Clerk of the Course :

Orbits

Sig : Time :
Chief Timekeeper : Ian Sharp (SMART Timing)

Results available at www.mylaps.com and www.smart-timing.co.uk

www.mylaps.com
Licensed to: SMART Timing

SMRC Season Finale

Celtic Speed Mini Cooper Cup

Knockhill 1.267 miles

Race 6 - 1st Race - AMENDED RESULT

04/10/2015 12:35

Race (9 Laps) started at 12:32:35

Lap	Time of Day	Lap Tm	S1	S2	S3	S3Spd	SFSpd	Lap	Time of Day	Lap Tm	S1	S2	S3	S3Spd	SFSpd
4	12:37:03.365	1:04.942	20.830	24.451	19.661	87.040	75.233								
5	12:38:08.335	1:04.970	20.906	24.257	19.807	86.927	75.233								
6	12:39:12.828	1:04.493	20.798	23.939	19.756	87.608	75.742								
7	12:40:18.032	1:05.204	20.808	24.269	20.127	87.040	75.914								
8	12:41:23.986	1:05.954	21.745	24.246	19.963	86.257	75.657								
9	12:42:30.526	1:06.540	20.924	25.685	19.931	85.162	74.730								

(96) Taeler SHAND

1	12:33:50.735			25.545	20.181	83.780	71.543
2	12:34:58.418	1:07.683	21.989	25.287	20.407	82.645	71.013
3	12:36:05.922	1:07.504	21.804	25.517	20.183	82.341	72.081
4	12:37:12.632	1:06.710	21.537	25.171	20.002	83.780	71.467
5	12:38:19.932	1:07.300	21.672	25.475	20.153	83.675	71.315
6	12:39:28.091	1:08.159	22.045	25.854	20.260	82.139	70.714
7	12:40:35.832	1:07.741	22.055	25.421	20.265	83.157	71.467
8	12:41:42.947	1:07.115	21.622	25.277	20.216	83.989	71.467
9	12:42:51.550	1:08.603	22.017	26.280	20.306	81.244	71.089

(12) Dominic WHEATLEY

1	12:34:07.760			27.769	24.910	80.853	33.790
2	12:36:02.484	1:54.724	1:10.462	24.307	19.955	87.266	75.233
3	12:37:07.482	1:04.998	21.035	23.955	20.008	88.068	73.826
4	12:38:12.000	1:04.518	20.859	23.764	19.895	88.532	74.981
5	12:39:16.357	1:04.357	20.675	23.999	19.683	87.380	75.402
6	12:40:20.620	1:04.263	20.758	23.910	19.595	87.494	75.742
7	12:41:24.667	1:04.047	20.627	23.932	19.488	87.153	76.086
8	12:42:30.514	1:05.847	21.146	24.792	19.909	89.120	74.730

Clerk of the Course :

Orbits

Sig : Time :

Chief Timekeeper : Ian Sharp (SMART Timing)

Results available at www.mylaps.com and www.smart-timing.co.uk

www.mylaps.com

Licensed to: SMART Timing

Printed: 04/10/2015 13:56:19

Page 2/2

Scottish Legends Championship

Knockhill 1.267 miles

Race 7 - Heat 1 - AMENDED RESULT

04/10/2015 12:55

Race (8 Laps) started at 12:50:27

Competitors	Laps									
	0	1	2	3	4	5	6	7	8	
John BUSHBY (16)	1	16	2	37	37	37	37	37	37	37
Steven McGILL (2)	2	2	37	2	2	2	2	2	2	2
David HUNTER (6)	3	6	6	6	6	1	6	6	1	6
Ivor GREENWOOD (37)	4	37	1	1	1	6	1	1	6	1
Gary LYNCH (18)	5	18	5	5	5	52	31	31	31	31
Andrew DUNN (5)	6	5	58	58	82	31	52	52	52	52
Stewart BLACK (52)	7	52	82	82	31	58	7	7	7	7
Mark CUMMING (58)	8	58	16	52	58	17	17	17	58	58
Billy WAIT (17)	9	17	52	31	52	7	26	26	17	17
Alan FREELAND (7)	10	7	17	16	7	26	58	58	5	5
John PATERSON (1)	11	1	7	17	17	5	5	5	3	26
Warren ALLAN (82)	12	82	31	7	26	3	3	3	26	3
Euan McKAY (31)	13	31	26	26	3	16	18	18	18	18
Scott HYNDS (26)	14	26	18	3	16	18	16	16	16	16
Ryan McLEISH (3)	15	3	3	18	18	82	82			

Clerk of the Course :

Orbits

Sig : Time :

Chief Timekeeper : Ian Sharp (SMART Timing)

Results available at www.mylaps.com and www.smart-timing.co.ukwww.mylaps.com

Licensed to: SMART Timing

Printed: 04/10/2015 13:57:47

SMRC Season Finale

Celtic Speed Mini Cooper Cup

Knockhill 1.267 miles

Race 8 - 2nd Race - AMENDED GRID

04/10/2015 14:15

Race (9 Laps)

POLE POSITION

2
8 Hannah CHAPMAN

4
26 William BLAKE

6
23 Ian MUNRO

8
6 Daniel DREELAN

10
7 Jonny DREELAN

12
36 Marco HAIG

14
9 Martin McGEOUGH

16
12 Dominic WHEATLEY

1
70 Oliver MORTIMER

3
27 Lewis CARTER

5
11 Morgan MURRAY

7
5 Des WHEATLEY

9
47 Reis ROBERTSON

11
30 Callum DRYBURGH

13
91 Robbie DALGLEISH

15
96 Taeler SHAND

1
2
3
4
5
6
7
8

Clerk of the Course :

Orbits

Sig : Time :

Chief Timekeeper : Ian Sharp (SMART Timing)

Results available at www.mylaps.com and www.smart-timing.co.uk

www.mylaps.com

Licensed to: SMART Timing

Printed: 04/10/2015 13:59:00

SMRC Season Finale

Sorted on Laps

Scottish Legends Championship

Knockhill 1.267 miles

Race 7 - Heat 1 - AMENDED RESULT

04/10/2015 12:55

Race (8 Laps) started at 12:50:27

Pos	No.	Name	Make/Model	CC	Class Code	Laps	Total Tm	Diff	Best Tm	In Lap	Best Speed
1	37	Ivor GREENWOOD	Ford Coupe	1250	L	8	8:14.529		1:00.796	6	75.019
2	2	Steven McGILL	Ford Coupe	1250	L	8	8:14.794	0.265	1:00.731	6	75.099
3	6	David HUNTER	Ford Coupe	1250	L	8	8:17.165	2.636	1:00.449	5	75.449
4	31	Euan McKAY	Chevy Sedan	1250	LT	8	8:19.654	5.125	1:00.598	5	75.264
5	52	Stewart BLACK	Ford Coupe	1250	L	8	8:19.782	5.253	1:00.429	7	75.474
6	7	Alan FREELAND	Ford Coupe	1250	LT	8	8:21.909	7.380	1:00.775	6	75.045
7	58	Mark CUMMING	Ford Coupe	1250	L R	8	8:26.490	11.961	1:01.756	8	73.853
8	17	Billy WAIT	Ford Coupe	1250	L	8	8:27.465	12.936	1:01.292	3	74.412
9	5	Andrew DUNN	Ford Coupe	1250	LT R	8	8:28.544	14.015	1:01.531	7	74.123
10	26	Scott HYNDS	Ford Coupe	1250	LT	8	8:29.171	14.642	1:01.268	8	74.441
11	3	Ryan McLEISH	Ford Coupe	1250	Guest	8	8:29.304	14.775	1:01.509	8	74.149
12	18	Gary LYNCH	Ford Coupe	1250	L	8	8:34.274	19.745	1:02.653	6	72.795
13	16	John BUSHBY	Chevy Sedan	1250	L	8	8:38.092	23.563	1:03.078	6	72.305

Not classified (80% = 6 Laps)

DNF	82	Warren ALLAN	Ford Coupe	1250	L	5	6:36.669	DNF	1:01.574	3	74.071
DQ	1	John PATERSON	Ford Coupe	1250	L	8	8:17.814	DQ	1:00.477	6	75.414

Announcements

13:49 AMENDED RESULT - Car No.1 Excluded - Technical infringement.

08/10/15 AMENDED RESULT : Car No.3 - Re-classified.

Margin of Victory	Avg. Speed	Best Lap Tm	Best Speed	Best Lap by
0.265	73.781	1:00.429	75.474	52 - Stewart BLACK

Clerk of the Course :

Orbits

Sig : Time :

Chief Timekeeper : Ian Sharp (SMART Timing)

Results available at www.mylaps.com and www.smart-timing.co.uk

Printed: 08/10/2015 18:22:15



SMRC Season Finale

Scottish Legends Championship

Knockhill 1.267 miles

Race 7 - Heat 1 - AMENDED RESULT

04/10/2015 12:55

Race (8 Laps) started at 12:50:27

Lap	Time of Day	Lap Tm	S1	S2	S3	S3Spd	SFSpd
(37) Ivor GREENWOOD							
1	12:51:34.544	1:05.982	25.019	22.891	18.072	100.762	90.198
2	12:52:36.228	1:01.684	19.909	23.259	18.516	99.714	86.257
3	12:53:37.353	1:01.125	20.072	22.863	18.190	98.543	87.722
4	12:54:38.472	1:01.119	19.960	23.129	18.030	98.254	87.040
5	12:55:39.444	1:00.972	19.963	22.999	18.010	98.833	87.837
6	12:56:40.240	1:00.796	19.889	22.976	17.931	98.254	87.952
7	12:57:41.174	1:00.934	19.830	22.999	18.105	97.540	87.837
8	12:58:42.311	1:01.137	19.874	23.055	18.208	98.254	86.927

Lap	Time of Day	Lap Tm	S1	S2	S3	S3Spd	SFSpd
(2) Steven McGILL							
1	12:51:34.434	1:06.304	24.946	23.029	18.329	97.967	86.146
2	12:52:36.319	1:01.885	20.332	23.035	18.518	102.611	86.035
3	12:53:37.619	1:01.300	20.419	22.624	18.257	101.066	88.416
4	12:54:38.914	1:01.295	20.008	23.068	18.219	100.460	87.608
5	12:55:40.000	1:01.086	20.112	22.847	18.127	100.460	87.380
6	12:56:40.731	1:00.731	19.930	22.645	18.156	100.611	87.494
7	12:57:41.654	1:00.923	20.045	22.671	18.207	99.714	87.608
8	12:58:42.576	1:00.922	20.111	22.745	18.066	99.863	87.952

Lap	Time of Day	Lap Tm	S1	S2	S3	S3Spd	SFSpd
(6) David HUNTER							
1	12:51:36.615	1:08.091	25.749	24.043	18.299	98.543	89.002
2	12:52:37.813	1:01.198	20.577	22.639	17.982	103.402	90.198
3	12:53:39.926	1:02.113	20.375	23.446	18.292	99.272	88.416
4	12:54:41.136	1:01.210	20.260	22.643	18.307	100.611	90.686
5	12:55:41.585	1:00.449	19.810	22.614	18.025	100.762	88.767
6	12:56:42.214	1:00.629	19.665	22.844	18.120	99.566	89.358
7	12:57:43.842	1:01.628	20.491	23.057	18.080	100.914	90.320
8	12:58:44.947	1:01.105	19.798	23.047	18.260	98.833	87.952

Lap	Time of Day	Lap Tm	S1	S2	S3	S3Spd	SFSpd
(31) Euan McKay							
1	12:51:38.694	1:07.463	25.283	23.742	18.438	99.863	90.077
2	12:52:40.809	1:02.115	20.660	23.473	17.982	97.117	87.153
3	12:53:41.689	1:00.880	19.856	23.044	17.980	99.419	88.416
4	12:54:44.017	1:02.328	20.277	24.091	17.960	97.824	87.380
5	12:55:44.615	1:00.598	19.576	23.030	17.992	99.419	84.839
6	12:56:45.484	1:00.869	20.086	22.768	18.015	96.281	84.839
7	12:57:46.178	1:00.694	19.824	22.868	18.002	96.143	84.839
8	12:58:47.436	1:01.258	19.980	22.974	18.304	96.281	84.839

Lap	Time of Day	Lap Tm	S1	S2	S3	S3Spd	SFSpd
(52) Stewart BLACK							
1	12:51:38.052	1:08.646	26.100	23.774	18.772	99.419	88.416
2	12:52:40.054	1:02.002	20.065	23.501	18.436	101.066	87.722
3	12:53:42.105	1:02.051	20.945	22.922	18.184	100.762	89.358
4	12:54:43.653	1:01.548	20.462	23.095	17.991	97.824	86.479
5	12:55:45.212	1:01.559	19.776	23.264	18.519	99.566	87.380
6	12:56:46.096	1:00.884	19.754	22.860	18.270	98.979	86.814
7	12:57:46.525	1:00.429	19.741	22.818	17.870	99.125	87.952
8	12:58:47.564	1:01.039	20.157	22.722	18.160	99.272	88.767

Lap	Time of Day	Lap Tm	S1	S2	S3	S3Spd	SFSpd
(7) Alan FREELAND							
1	12:51:38.504	1:08.376	26.049	23.778	18.549	101.524	90.442
2	12:52:42.243	1:03.739	21.328	23.587	18.824	104.043	91.303
3	12:53:43.349	1:01.106	20.504	22.727	17.875	102.768	89.120
4	12:54:45.925	1:02.576	20.791	23.400	18.385	100.914	89.716
5	12:55:47.337	1:01.412	20.105	23.008	18.299	98.688	87.380
6	12:56:48.112	1:00.775	19.820	22.965	17.990	99.272	87.608
7	12:57:48.910	1:00.798	19.737	22.907	18.154	99.419	87.153
8	12:58:49.691	1:00.781	19.831	22.789	18.161	98.833	86.035

Lap	Time of Day	Lap Tm	S1	S2	S3	S3Spd	SFSpd
(58) Mark CUMMING							
1	12:51:37.150	1:07.665	25.514	24.026	18.125	101.524	91.802
2	12:52:39.713	1:02.563	20.699	23.380	18.484	101.524	89.239
3	12:53:41.873	1:02.160	20.186	23.630	18.344	101.218	90.320
4	12:54:45.653	1:03.780	20.477	24.607	18.696	93.595	87.153
5	12:55:48.429	1:02.776	21.395	23.063	18.318	101.066	89.120
6	12:56:50.295	1:01.866	20.493	22.938	18.435	101.987	90.442
7	12:57:52.516	1:02.221	20.531	23.458	18.232	101.524	87.153
8	12:58:54.272	1:01.756	20.062	23.399	18.295	98.398	87.266

Lap	Time of Day	Lap Tm	S1	S2	S3	S3Spd	SFSpd
(17) Billy WAIT							
1	12:51:38.156	1:08.062	25.855	23.488	18.719	102.768	90.198
2	12:52:42.151	1:03.995	21.223	23.930	18.842	102.454	90.442

Lap	Time of Day	Lap Tm	S1	S2	S3	S3Spd	SFSpd
3	12:53:43.443	1:01.292	20.001	23.098	18.193	100.011	91.427
4	12:54:45.707	1:02.264	20.249	23.226	18.789	99.419	87.722
5	12:55:48.215	1:02.508	20.759	22.922	18.827	100.460	87.040
6	12:56:50.051	1:01.836	20.317	22.918	18.601	98.688	87.380
7	12:57:52.844	1:02.793	20.316	23.440	19.037	97.540	87.494
8	12:58:55.247	1:02.403	20.136	23.102	19.165	101.987	82.951

Lap	Time of Day	Lap Tm	S1	S2	S3	S3Spd	SFSpd
(5) Andrew DUNN							
1	12:51:36.969	1:08.017	25.324	24.314	18.379	98.688	89.477
2	12:52:39.275	1:02.306	20.587	23.412	18.307	98.979	88.068
3	12:53:40.847	1:01.572	20.408	23.096	18.068	99.125	87.040
4	12:54:48.851	1:08.004	24.530	25.071	18.403	97.682	86.814
5	12:55:51.279	1:02.428	20.617	23.443	18.368	98.398	86.702
6	12:56:52.945	1:01.666	20.136	23.289	18.241	97.967	86.702
7	12:57:54.476	1:01.531	20.071	23.236	18.224	97.824	86.479
8	12:58:56.326	1:01.850	20.243	23.192	18.415	97.540	86.257

Lap	Time of Day	Lap Tm	S1	S2	S3	S3Spd	SFSpd
(26) Scott HYNDS							
1	12:51:39.402	1:08.093	25.334	24.453	18.306	99.863	88.299
2	12:52:42.485	1:03.083	20.552	23.636	18.895	102.298	89.358
3	12:53:43.845	1:01.360	20.596	22.667	18.097	101.832	89.120
4	12:54:46.140	1:02.295	20.619	23.477	18.199	99.714	89.596
5	12:55:48.347	1:02.207	21.073	23.065	18.069	101.524	89.239
6	12:56:50.127	1:01.780	20.405	22.799	18.576	99.714	87.494
7	12:57:55.685	1:05.558	20.504	23.370	21.684	98.688	79.606
8	12:58:56.953	1:01.268	20.431	22.937	17.900	99.863	87.153

Lap	Time of Day	Lap Tm	S1	S2	S3	S3Spd	SFSpd
(3) Ryan McLEISH							
1	12:51:40.400	1:08.553	25.198	24.692	18.663	101.832	89.477
2	12:52:43.669	1:03.269	20.376	23.933	18.960	102.768	87.837
3	12:53:46.048	1:02.379	20.379	23.492	18.508	98.833	89.477
4	12:54:48.922	1:02.874	20.374	24.115	18.385	97.824	89.836
5	12:55:51.629	1:02.707	20.829	23.491	18.387	100.762	88.299
6	12:56:53.744	1:02.115	20.303	23.476	18.336	100.762	88.416
7	12:57:55.577	1:01.833	20.033	23.262	18.538	100.310	85.815
8	12:58:57.086	1:01.509	20.196	22.929	18.384	101.218	87.722

Lap	Time of Day	Lap Tm	S1	S2	S3	S3Spd	SFSpd
(18) Gary LYNCH							
1	12:51:39.824	1:10.872	27.473	24.707	18.692	97.682	87.266
2	12:52:43.874	1:04.050	20.611	24.109	19.330	98.543	86.479
3	12:53:46.568	1:02.694	20.546	23.384			

Scottish Legends Championship

Knockhill 1.267 miles

Race 7 - Heat 1 - AMENDED RESULT

04/10/2015 12:55

Race (8 Laps) started at 12:50:27

Competitors	Laps									
	0	1	2	3	4	5	6	7	8	
John BUSHBY (16)	1	16	2	37	37	37	37	37	37	37
Steven McGILL (2)	2	2	37	2	2	2	2	2	2	2
David HUNTER (6)	3	6	6	6	6	1	6	6	1	6
Ivor GREENWOOD (37)	4	37	1	1	1	6	1	1	6	1
Gary LYNCH (18)	5	18	5	5	5	52	31	31	31	31
Andrew DUNN (5)	6	5	58	58	82	31	52	52	52	52
Stewart BLACK (52)	7	52	82	82	31	58	7	7	7	7
Mark CUMMING (58)	8	58	16	52	58	17	17	17	58	58
Billy WAIT (17)	9	17	52	31	52	7	26	26	17	17
Alan FREELAND (7)	10	7	17	16	7	26	58	58	5	5
John PATERSON (1)	11	1	7	17	17	5	5	5	3	26
Warren ALLAN (82)	12	82	31	7	26	3	3	3	26	3
Euan McKAY (31)	13	31	26	26	3	16	18	18	18	18
Scott HYNDS (26)	14	26	18	3	16	18	16	16	16	16
Ryan McLEISH (3)	15	3	3	18	18	82	82			

Clerk of the Course :

Orbits

Sig : Time :

Chief Timekeeper : Ian Sharp (SMART Timing)

Results available at www.mylaps.com and www.smart-timing.co.ukwww.mylaps.com

Licensed to: SMART Timing

Printed: 04/10/2015 13:58:10

SMRC Season Finale

Sorted on Laps

Celtic Speed Mini Cooper Cup

Knockhill 1.267 miles

Race 8 - 2nd Race - AMENDED RESULT

04/10/2015 14:15

Race (9 Laps) started at 14:01:09

Pos	No.	Name	Make/Model	CC	Class Code	Laps	Total Tm	Diff	Best Tm	In Lap	Best Speed
1	70	Oliver MORTIMER	Mini Cooper	1600	SM	9	9:32.948		1:02.911	2	72.497
2	8	Hannah CHAPMAN	Mini Cooper	1600	SM L	9	9:34.749	1.801	1:03.105	3	72.274
3	26	William BLAKE	Mini Cooper	1600	SMN	9	9:39.154	6.206	1:03.216	2	72.147
4	11	Morgan MURRAY	Mini Cooper	1600	SMN	9	9:40.136	7.188	1:03.714	2	71.583
5	5	Des WHEATLEY	Mini Cooper	1600	SM	9	9:49.671	16.723	1:04.056	3	71.201
6	6	Daniel DREELAN	Mini Cooper	1600	SM	9	9:49.933	16.985	1:03.805	5	71.481
7	23	Ian MUNRO	Mini Cooper	1600	SM	9	9:49.983	17.035	1:04.305	4	70.925
8	7	Jonny DREELAN	Mini Cooper	1600	SMN	9	9:50.183	17.235	1:04.583	3	70.620
9	47	Reis ROBERTSON	Mini Cooper	1600	SMN	9	9:50.495	17.547	1:04.226	2	71.012
10	91	Robbie DALGLEISH	Mini Cooper	1600	SMN	9	9:50.733	17.785	1:03.833	3	71.450
11	12	Dominic WHEATLEY	Mini Cooper	1600	Guest	9	9:51.065	18.117	1:03.665	7	71.638
12	36	Marco HAIG	Mini Cooper	1600	SM	9	9:51.146	18.198	1:04.004	3	71.259
13	30	Callum DRYBURGH	Mini Cooper	1600	SM	9	9:51.380	18.432	1:04.525	3	70.683
14	9	Martin McGEOUGH	Mini Cooper	1600	SMN	9	9:55.830	22.882	1:04.917	8	70.256
15	96	Taeler SHAND	Mini Cooper	1600	SMN L	9	10:11.892	38.944	1:06.847	5	68.228

Not classified

DNS	27	Lewis CARTER	Mini Cooper	1600	SM			DNS		0	-
-----	----	--------------	-------------	------	----	--	--	-----	--	---	---

Announcements

08/10/15 AMENDED RESULT : Car No.12 - Re-classified.

Margin of Victory	Avg. Speed	Best Lap Tm	Best Speed	Best Lap by
1.801	71.643	1:02.911	72.497	70 - Oliver MORTIMER

Clerk of the Course :

Orbits

Sig : Time :

Chief Timekeeper : Ian Sharp (SMART Timing)

Results available at www.mylaps.com and www.smart-timing.co.uk

Printed: 08/10/2015 18:19:30



SMRC Season Finale

Celtic Speed Mini Cooper Cup

Knockhill 1.267 miles

Race 8 - 2nd Race

04/10/2015 14:15

Race (9 Laps) started at 14:01:09

Lap	Time of Day	Lap Tm	S1	S2	S3	S3Spd	SFSpd
(70) Oliver MORTIMER							
1	14:02:15.338			23.480	19.341	87.380	75.828
2	14:03:18.249	1:02.911			19.106		76.172
3	14:04:21.248	1:02.999			19.210	88.183	76.345
4	14:05:24.526	1:03.278			19.251		76.345
5	14:06:27.703	1:03.177			19.289		76.519
6	14:07:31.131	1:03.428			19.339		76.086
7	14:08:34.431	1:03.300			19.320	87.380	76.345
8	14:09:38.280	1:03.849	20.430	24.019	19.400	85.815	76.259
9	14:10:42.241	1:03.961			19.325	86.702	76.432

Lap	Time of Day	Lap Tm	S1	S2	S3	S3Spd	SFSpd
(8) Hannah CHAPMAN							
1	14:02:16.639			24.159	19.195	87.494	76.259
2	14:03:19.808	1:03.169	20.514	23.472	19.183	88.532	76.694
3	14:04:22.913	1:03.105	20.354	23.622	19.129	88.183	76.519
4	14:05:26.282	1:03.369	20.452	23.607	19.310	88.183	76.172
5	14:06:29.860	1:03.578	20.559	23.772	19.247	87.952	76.870
6	14:07:33.621	1:03.761	20.466	23.811	19.484	87.380	76.958
7	14:08:37.267	1:03.646	20.521	23.910	19.215	87.494	76.782
8	14:09:40.567	1:03.300	20.488	23.555	19.257	87.608	76.519
9	14:10:44.042	1:03.475	20.610	23.617	19.248	87.722	76.432

Lap	Time of Day	Lap Tm	S1	S2	S3	S3Spd	SFSpd
(26) William BLAKE							
1	14:02:17.253			24.184	19.553	87.494	75.064
2	14:03:20.469	1:03.216	20.447	23.460	19.309	87.837	75.487
3	14:04:23.942	1:03.473	20.522	23.450	19.501	87.266	75.487
4	14:05:27.741	1:03.799	20.596	23.644	19.559	86.702	75.064
5	14:06:31.604	1:03.863	20.653	23.590	19.620	86.368	75.317
6	14:07:35.690	1:04.086	20.776	23.734	19.576	86.590	75.233
7	14:08:39.761	1:04.071	20.741	23.745	19.585	86.146	75.148
8	14:09:44.157	1:04.396	20.736	23.731	19.929	85.487	74.481
9	14:10:48.447	1:04.290	20.770	23.849	19.671	86.257	74.897

Lap	Time of Day	Lap Tm	S1	S2	S3	S3Spd	SFSpd
(11) Morgan MURRAY							
1	14:02:17.968			24.078	19.462	87.608	75.914
2	14:03:21.682	1:03.714	20.504	23.812	19.398	87.837	75.572
3	14:04:25.543	1:03.861	20.500	23.854	19.507	87.722	75.402
4	14:05:29.693	1:04.150	20.546	24.060	19.544	86.814	75.064
5	14:06:33.593	1:03.900	20.519	23.933	19.448	87.266	75.742
6	14:07:37.345	1:03.752	20.456	23.876	19.420	87.380	75.828
7	14:08:41.543	1:04.198	20.618	24.073	19.507	87.380	76.000
8	14:09:45.496	1:03.953	20.584	23.976	19.393	86.927	76.345
9	14:10:49.429	1:03.933	20.492	23.999	19.442	87.266	75.914

Lap	Time of Day	Lap Tm	S1	S2	S3	S3Spd	SFSpd
(5) Des WHEATLEY							
1	14:02:18.216			24.111	19.342	88.532	76.694
2	14:03:22.332	1:04.116	20.894	23.981	19.241	88.416	76.870
3	14:04:26.388	1:04.056	20.670	23.879	19.507	88.649	75.572
4	14:05:30.624	1:04.236	20.821	24.095	19.320	87.952	76.519
5	14:06:37.392	1:06.768	22.052	25.003	19.713	85.596	75.657
6	14:07:42.378	1:04.986	20.701	24.727	19.558	86.257	76.000
7	14:08:47.155	1:04.777	20.982	24.350	19.445	86.927	75.914
8	14:09:52.667	1:05.512	21.158	24.551	19.803	85.596	75.828
9	14:10:58.964	1:06.297	21.175	24.961	20.161	86.702	74.070

Lap	Time of Day	Lap Tm	S1	S2	S3	S3Spd	SFSpd
(6) Daniel DREELAN							
1	14:02:19.331			24.481	19.769	85.270	74.647
2	14:03:23.670	1:04.339	21.034	23.919	19.386	86.814	75.064
3	14:04:29.598	1:05.928	21.072	24.081	20.775	86.590	72.627
4	14:05:34.640	1:05.042	21.531	23.954	19.557	87.380	74.564
5	14:06:38.445	1:03.805	20.580	23.769	19.456	86.257	75.317
6	14:07:43.375	1:04.930	20.466	24.772	19.692	83.675	74.897
7	14:08:47.961	1:04.586	20.558	24.173	19.855	85.487	74.234
8	14:09:53.110	1:05.149	20.825	24.310	20.014	85.706	74.897
9	14:10:59.226	1:06.116	21.258	24.764	20.094	86.368	74.070

Lap	Time of Day	Lap Tm	S1	S2	S3	S3Spd	SFSpd
(23) Ian MUNRO							
1	14:02:19.546			24.540	19.742	86.146	74.564
2	14:03:24.056	1:04.510	21.217	23.924	19.369	87.153	75.317
3	14:04:28.679	1:04.623	20.822	24.140	19.661	86.479	74.152
4	14:05:32.984	1:04.305	20.617	24.136	19.552	86.368	75.064
5	14:06:37.896	1:04.912	20.515	24.305	20.092	86.035	73.907
6	14:07:42.658	1:04.762	20.702	24.468	19.592	85.270	75.064

Lap	Time of Day	Lap Tm	S1	S2	S3	S3Spd	SFSpd
7	14:08:47.501	1:04.843	20.905	24.392	19.546	85.706	74.897
8	14:09:52.895	1:05.394	21.088	24.409	19.897	84.839	74.813
9	14:10:59.276	1:06.381	21.056	25.024	20.301	86.590	72.706

Lap	Time of Day	Lap Tm	S1	S2	S3	S3Spd	SFSpd
(7) Jonny DREELAN							
1	14:02:19.995			24.685	19.782	85.925	75.148
2	14:03:25.150	1:05.155	21.071	24.101	19.983	88.532	75.402
3	14:04:29.733	1:04.583	21.213	24.023	19.347	87.266	75.657
4	14:05:34.848	1:05.115	21.164	24.009	19.942	87.608	75.914
5	14:06:39.499	1:04.651	21.076	24.055	19.520	87.153	76.000
6	14:07:44.091	1:04.592	20.781	24.090	19.721	87.040	73.502
7	14:08:49.070	1:04.979	21.504	24.064	19.411	87.153	76.694
8	14:09:54.143	1:05.073	21.009	24.490	19.574	86.479	75.742
9	14:10:59.476	1:05.333	20.823	24.659	19.851	87.380	75.572

Lap	Time of Day	Lap Tm	S1	S2	S3	S3Spd	SFSpd
(47) Reis ROBERTSON							
1	14:02:21.093			24.589	20.684	87.266	73.989
2	14:03:25.319	1:04.226	20.785	24.088	19.353	88.183	75.233
3	14:04:30.173	1:04.854	21.284	24.094	19.476	87.608	76.086
4	14:05:35.097	1:04.924	21.276	23.872	19.776	88.532	75.148
5	14:06:39.628	1:04.531	21.028	24.034	19.469	87.722	77.581
6	14:07:45.107	1:05.479	20.860	25.047	19.572	86.257	75.657
7	14:08:50.040	1:04.933	20.904	24.179	19.850	88.649	74.730
8	14:09:54.458	1:04.418	20.748	24.026	19.644	87.040	76.607
9	14:10:59.788	1:05.330	20.878	24.543	19.909	86.590	76.259

Lap	Time of Day	Lap Tm	S1	S2	S3	S3Spd	SFSpd
(91) Robbie DALGLEISH							
1	14:02:21.965			24.196	21.028	87.494	72.470
2	14:03:27.771	1:05.806	21.581	24.469	19.756	86.146	73.989
3	14:04:31.604	1:03.833	20.740	23.675	19.418	87.153	75.064
4	14:05:35.605	1:04.001	20.440	23.949	19.612	87.608	74.399
5	14:06:40.207	1:04.602	21.273	23.927	19.402	87.380	75.742
6	14:07:44.878	1:04.671	20.494	24.654	19.523	86.479	75.064
7	14:08:50.050	1:05.172	20.870	24.085	20.217	87.494	74.316
8	14:09:54.740	1:04.690	21.073	23.961	19.656	86.590	74.813
9	14:11:00.026	1:05.286	20.724	24.630	19.932	86.590	74.152

Lap	Time of Day	Lap Tm	S1	S2	S3	S3Spd	SFSpd
(12) Dominic WHEATLEY							
1	14:02:21.970			24.523	19.691	85.706	76.870
2	14:03:27.906	1:05.936	20.771	25.552	19.613	86.590	76.870
3	14:04:32.499	1:04.593	21.021	24.251	19.321	87.494	76.432
4	14:05:36.442	1:03.943	20.568	23.901	19.474	88.068	75.742
5	14:06:41.062	1:04.620	21.000	23.928	19.692	88.532	77.224
6	14:07:46.592	1:05.530	20				

SMRC Season Finale

Celtic Speed Mini Cooper Cup

Knockhill 1.267 miles

Race 8 - 2nd Race

04/10/2015 14:15

Race (9 Laps) started at 14:01:09

Lap	Time of Day	Lap Tm	S1	S2	S3	S3Spd	SFSpd	Lap	Time of Day	Lap Tm	S1	S2	S3	S3Spd	SFSpd
4	14:05:38.446	1:05.187	20.954	24.309	19.924	87.494	75.487								
5	14:06:43.428	1:04.982	20.849	24.419	19.714	87.040	75.572								
6	14:07:48.988	1:05.560	21.000	24.518	20.042	85.487	75.233								
7	14:08:54.779	1:05.791	21.133	24.434	20.224	85.925	75.487								
8	14:09:59.696	1:04.917	20.844	24.359	19.714	86.368	75.742								
9	14:11:05.123	1:05.427	21.093	24.382	19.952	86.146	75.657								

(96) Taeler SHAND

1	14:02:24.333			24.982	20.232	83.885	70.789								
2	14:03:31.777	1:07.444	21.877	25.523	20.044	83.363	71.620								
3	14:04:38.805	1:07.028	21.675	25.330	20.023	84.095	71.391								
4	14:05:45.736	1:06.931	21.709	25.178	20.044	83.675	71.391								
5	14:06:52.583	1:06.847	21.881	24.947	20.019	84.732	69.183								
6	14:07:59.917	1:07.334	21.827	25.458	20.049	83.260	71.620								
7	14:09:07.286	1:07.369	21.895	25.262	20.212	83.885	71.467								
8	14:10:14.164	1:06.878	21.253	25.200	20.425	83.157	70.863								
9	14:11:21.185	1:07.021	21.791	25.160	20.070	83.260	71.773								

Clerk of the Course :

Orbits

Sig : Time :

Chief Timekeeper : Ian Sharp (SMART Timing)

Results available at www.mylaps.com and www.smart-timing.co.uk

www.mylaps.com

Licensed to: SMART Timing

Printed: 04/10/2015 14:14:26

Page 2/2


Celtic Speed Mini Cooper Cup

Knockhill 1.267 miles

Race 8 - 2nd Race

04/10/2015 14:15

Race (9 Laps) started at 14:01:09



Competitors	Laps									
	1	2	3	4	5	6	7	8	9	
Oliver MORTIMER (70)	1	70	70	70	70	70	70	70	70	70
Hannah CHAPMAN (8)	2	8	8	8	8	8	8	8	8	8
William BLAKE (26)	3	26	26	26	26	26	26	26	26	26
Morgan MURRAY (11)	4	11	11	11	11	11	11	11	11	11
Des WHEATLEY (5)	5	5	5	5	5	5	5	5	5	5
Daniel DREELAN (6)	6	6	6	23	23	36	23	23	23	6
Ian MUNRO (23)	7	23	23	36	36	23	6	6	6	23
Jonny DREELAN (7)	8	7	36	6	6	6	7	36	36	7
Marco HAIG (36)	9	36	7	7	7	7	36	7	7	47
Reis ROBERTSON (47)	10	47	47	47	47	47	91	47	47	91
Callum DRYBURGH (30)	11	30	30	30	91	91	47	91	91	12
Robbie DALGLEISH (91)	12	91	91	91	30	30	30	12	30	36
Dominic WHEATLEY (12)	13	12	9	12	12	12	12	30	12	30
Martin McGEOUGH (9)	14	9	12	9	9	9	9	9	9	9
Taeler SHAND (96)	15	96	96	96	96	96	96	96	96	96
-	16									

SMRC Season Finale


Celtic Speed Mini Cooper Cup

Knockhill 1.267 miles

Race 131- 2nd Race

04/10/2015 16:15

Race (9 Laps)



POLE POSITION

2
23 Ian MUNRO

1
7 Jonny DREELAN

1

4
5 Des WHEATLEY

3
6 Daniel DREELAN

2

6
26 William BLAKE

5
11 Morgan MURRAY

3

8
70 Oliver MORTIMER

7
8 Hannah CHAPMAN

4

10
91 Robbie DALGLEISH

9
47 Reis ROBERTSON

5

12
36 Marco HAIG

11
12 Dominic WHEATLEY

6

14
9 Martin McGEOUGH

13
30 Callum DRYBURGH

7

16
27 Lewis CARTER

15
96 Taeler SHAND

8

Clerk of the Course :

Orbits

Sig : Time :

Chief Timekeeper : Ian Sharp (SMART Timing)

Results available at www.mylaps.com and www.smart-timing.co.uk

www.mylaps.com

Licensed to: SMART Timing

Printed: 04/10/2015 14:18:03

SMRC Season Finale

Sorted on Laps

Scottish Legends Championship

Knockhill 1.267 miles

Race 9 - Heat 2 - AMENDED RESULT

04/10/2015 14:40

Race (8 Laps) started at 14:17:39

Pos	No.	Name	Make/Model	CC	Class Code	Laps	Total Tm	Diff	Best Tm	In Lap	Best Speed
1	1	John PATERSON	Ford Coupe	1250	L	8	8:09.711		1:00.373	2	75.544
2	26	Scott HYNDS	Ford Coupe	1250	LT	8	8:11.369	1.658	1:00.510	4	75.373
3	82	Warren ALLAN	Ford Coupe	1250	L	8	8:17.269	7.558	1:01.041	2	74.718
4	37	Ivor GREENWOOD	Ford Coupe	1250	L	8	8:18.389	8.678	1:00.397	2	75.514
5	17	Billy WAIT	Ford Coupe	1250	L	8	8:19.168	9.457	1:01.015	3	74.749
6	5	Andrew DUNN	Ford Coupe	1250	LT R	8	8:19.776	10.065	1:01.016	6	74.748
7	58	Mark CUMMING	Ford Coupe	1250	L R	8	8:19.818	10.107	1:00.934	4	74.849
8	2	Steven McGILL	Ford Coupe	1250	L	8	8:20.744	11.033	1:00.562	5	75.309
9	52	Stewart BLACK	Ford Coupe	1250	L	8	8:22.693	12.982	1:01.094	4	74.653
10	7	Alan FREELAND	Ford Coupe	1250	LT	8	8:23.557	13.846	1:00.695	3	75.144
11	3	Ryan McLEISH	Ford Coupe	1250	Guest	8	8:23.730	14.019	1:00.971	2	74.803
12	6	David HUNTER	Ford Coupe	1250	L	8	8:25.574	15.863	1:00.239	3	75.712
13	18	Gary LYNCH	Ford Coupe	1250	L	8	8:26.894	17.183	1:01.888	5	73.695
14	16	John BUSHBY	Chevy Sedan	1250	L	8	8:31.421	21.710	1:02.645	5	72.805

Not classified

DNS	31	Euan McKAY	Chevy Sedan	1250	LT			DNS		0	-
-----	----	------------	-------------	------	----	--	--	-----	--	---	---

Announcements

08/10/15 AMENDED RESULT : Car No.3 - Re-classified.

Margin of Victory	Avg. Speed	Best Lap Tm	Best Speed	Best Lap by
1.658	74.507	1:00.239	75.712	6 - David HUNTER

Clerk of the Course :

Orbits

Sig : Time :

Chief Timekeeper : Ian Sharp (SMART Timing)

Results available at www.mylaps.com and www.smart-timing.co.uk

Printed: 08/10/2015 18:22:40



SMRC Season Finale

Scottish Legends Championship

Knockhill 1.267 miles

Race 9 - Heat 2

04/10/2015 14:40

Race (8 Laps) started at 14:17:39

Lap	Time of Day	Lap Tm	S1	S2	S3	S3Spd	SFSpd	Lap	Time of Day	Lap Tm	S1	S2	S3	S3Spd	SFSpd
(1) John PATERSON								3	14:20:52.634	1:01.794	20.160	23.349	18.285	100.310	90.198
1	14:18:45.232	1:04.497	23.369	23.059	18.069	98.979	87.608	4	14:21:54.263	1:01.629	20.355	22.928	18.346	96.143	88.416
2	14:19:45.605	1:00.373	19.656	22.733	17.984	99.272	87.608	5	14:22:54.825	1:00.562	19.606	22.768	18.188	101.987	88.767
3	14:20:46.105	1:00.500	19.724	22.839	17.937	99.125	87.266	6	14:23:55.831	1:01.006	20.100	22.905	18.001	100.914	88.532
4	14:21:46.959	1:00.854	20.093	22.752	18.009	98.979	87.153	7	14:24:57.603	1:01.772	20.444	22.919	18.409	102.142	90.442
5	14:22:47.538	1:00.579	19.780	22.813	17.986	97.967	86.702	8	14:26:00.635	1:03.032	20.363	22.749	19.920	102.768	86.590
6	14:23:48.058	1:00.520	19.903	22.760	17.857	98.833	86.927	(52) Stewart BLACK							
7	14:24:48.852	1:00.794	19.895	22.902	17.997	98.688	86.368	1	14:18:47.185	1:05.535	24.293	23.030	18.212	98.833	88.299
8	14:25:49.602	1:00.750	19.802	22.946	18.002	97.967	86.590	2	14:19:48.636	1:01.451	20.107	23.170	18.174	96.697	88.884
(26) Scott HYNDS								3	14:20:49.995	1:01.359	20.154	23.017	18.188	99.125	89.957
1	14:18:45.504	1:05.198	23.558	23.391	18.249	97.824	89.716	4	14:21:51.089	1:01.094	19.676	23.111	18.307	99.863	89.596
2	14:19:46.832	1:01.328	20.166	23.244	17.918	99.272	91.303	5	14:22:53.696	1:02.607	20.742	23.115	18.750	101.371	90.077
3	14:20:47.377	1:00.545	19.735	22.736	18.074	99.566	88.068	6	14:23:54.917	1:01.221	19.753	22.496	18.972	102.298	88.532
4	14:21:47.887	1:00.510	19.912	22.552	18.046	99.419	87.040	7	14:24:56.462	1:01.545	20.313	23.021	18.211	98.111	89.239
5	14:22:48.759	1:00.872	19.889	22.924	18.059	98.543	87.266	8	14:26:02.584	1:06.122	19.679	22.899	23.544	101.524	82.039
6	14:23:49.358	1:00.599	19.783	22.767	18.049	99.272	87.040	(7) Alan FREELAND							
7	14:24:50.391	1:01.033	19.858	23.077	18.098	98.543	87.837	1	14:18:45.844	1:04.654	23.674	22.907	18.073	101.066	91.179
8	14:25:51.260	1:00.869	19.682	23.163	18.024	99.419	87.952	2	14:19:48.137	1:02.293	20.533	22.854	18.906	101.524	87.608
(82) Warren ALLAN								3	14:20:48.832	1:00.695	19.994	22.757	17.944	101.371	90.320
1	14:18:45.713	1:05.101	23.924	22.990	18.187	100.762	90.077	4	14:21:50.403	1:01.571	19.870	23.364	18.337	97.682	87.952
2	14:19:46.754	1:01.041	20.220	22.885	17.936	99.419	87.952	5	14:22:53.562	1:03.159	21.040	23.264	18.855	97.540	89.120
3	14:20:48.569	1:01.815	20.263	23.205	18.347	98.254	86.702	6	14:23:54.820	1:01.258	20.333	22.675	18.250	101.218	87.494
4	14:21:50.540	1:01.971	19.999	23.540	18.432	98.398	89.836	7	14:24:57.504	1:02.684	20.681	22.909	19.094	101.524	87.608
5	14:22:52.392	1:01.852	19.974	23.530	18.348	96.143	86.257	8	14:26:03.448	1:05.944	19.687	22.693	23.564	100.460	82.240
6	14:23:54.615	1:02.223	20.163	23.032	19.028	98.833	85.815	(3) Ryan McLEISH							
7	14:24:55.664	1:01.049	19.954	22.837	18.258	101.066	87.952	1	14:18:51.376	1:08.080	25.171	24.430	18.479	99.863	90.564
8	14:25:57.160	1:01.496	19.905	23.054	18.537	99.863	84.625	2	14:19:52.347	1:00.971	19.825	23.079	18.067	101.678	89.957
(37) Ivor GREENWOOD								3	14:20:54.360	1:02.013	20.182	23.342	18.489	100.611	81.441
1	14:18:47.400	1:04.876	23.692	22.858	18.326	102.611	91.677	4	14:21:56.090	1:01.730	20.624	22.906	18.200	101.218	88.299
2	14:19:47.797	1:00.397	19.605	22.705	18.087	102.926	89.477	5	14:22:57.485	1:01.395	20.305	23.013	18.077	100.460	88.068
3	14:20:48.523	1:00.726	19.490	23.088	18.148	100.914	90.077	6	14:23:58.622	1:01.137	19.978	23.052	18.107	100.611	87.952
4	14:21:50.652	1:02.129	19.499	23.247	19.383	98.398	88.767	7	14:24:59.607	1:00.985	20.027	22.730	18.228	101.678	88.299
5	14:22:52.552	1:01.900	20.424	23.418	18.058	100.011	91.179	8	14:26:03.621	1:04.014	19.948	22.756	21.310	101.218	82.543
6	14:23:53.330	1:00.778	19.497	23.017	18.264	98.398	88.183	(6) David HUNTER							
7	14:24:55.049	1:01.719	20.757	23.045	17.917	101.066	91.179	1	14:18:48.700	1:06.212	24.416	23.200	18.596	101.218	91.303
8	14:25:58.280	1:03.231	20.361	22.787	20.083	100.460	86.702	2	14:19:49.378	1:00.678	19.997	22.630	18.051	101.987	91.552
(17) Billy WAIT								3	14:20:49.617	1:00.239	19.602	22.792	17.845	102.454	91.928
1	14:18:46.541	1:05.466	24.065	23.173	18.228	100.310	89.836	4	14:21:50.642	1:01.025	19.801	22.880	18.344	101.987	91.303
2	14:19:48.218	1:01.677	20.233	22.888	18.556	101.218	87.722	5	14:22:52.647	1:02.005	20.087	23.328	18.590	99.863	91.677
3	14:20:49.233	1:01.015	20.378	22.584	18.053	103.084	90.442	6	14:23:53.442	1:00.795	19.674	22.872	18.249	102.611	88.183
4	14:21:50.809	1:01.576	19.853	23.115	18.608	101.066	90.809	7	14:24:54.830	1:01.388	20.263	23.014	18.111	100.310	89.002
5	14:22:53.139	1:02.330	20.739	23.092	18.499	100.914	89.120	8	14:26:05.465	1:10.635	20.301	22.692	27.642	99.566	66.312
6	14:23:54.789	1:01.650	19.946	22.691	19.013	102.142	87.952	(18) Gary LYNCH							
7	14:24:56.026	1:01.237	20.170	22.914	18.153	101.066	87.608	1	14:18:49.435	1:07.347	25.445	23.633	18.269	99.863	88.767
8	14:25:59.059	1:03.033	19.846	22.876	20.311	100.611	86.368	2	14:19:51.895	1:02.460	20.415	23.695	18.350	98.979	87.494
(5) Andrew DUNN								3	14:20:54.619	1:02.724	20.358	23.993	18.373	97.117	87.722
1	14:18:48.721	1:06.653	24.709	23.768	18.176	98.979	88.532	4	14:21:56.843	1:02.224	20.698	23.199	18.327	98.833	87.040
2	14:19:50.610	1:01.889	20.577	23.272	18.040	100.161	88.884	5	14:22:58.731	1:01.888	20.086	23.320	18.482	97.967	85.925
3	14:20:52.140	1:01.530	20.019	23.042	18.469	99.566	87.040	6	14:24:00.713	1:01.982	20.152	23.205	18.625	97.540	85.270
4	14:21:53.645	1:01.505	20.286	23.341	17.878	99.125	89.002	7	14:25:03.823	1:03.110	20.610	23.637	18.863	96.143	85.596
5	14:22:54.768	1:01.123	20.014	22.904	18.205	101.678	87.380	8	14:26:06.785	1:02.962	20.198	23.717	19.047	95.731	83.675
6	14:23:55.784	1:01.016	19.669	23.315	18.032	99.863	88.532	(16) John BUSHBY							
7	14:24:57.406	1:01.622	20.159	22.942	18.521	100.762	88.068	1	14:18:51.083	1:07.784	24.852	24.118	18.814	96.976	85.925
8	14:25:59.667	1:02.261	20.295	22.909	19.057	100.460	86.927	2	14:19:54.026	1:02.943	20.567	23.445	18.931	97.682	85.487
(58) Mark CUMMING								3	14:20:56.721	1:02.695	20.341	23.320	19.034	96.836	86.590
1	14:18:48.020	1:06.265	23.925	23.021	19.319	102.298	86.927	4	14:21:59.516	1:02.795	20.489	23.630	18.676	96.281	85.162
2	14:19:50.792	1:02.772	21.047	23.215	18.510	100.310	90.320	5	14:23:02.161	1:02.645	20.642	23.445	18.558	96.419	85.487
3	14:20:52.221	1:01.429	20.076	23.296	18.057	100.611	89.120	6	14:24:04.990	1:02.829	20.333	23.744	18.752	95.323	84.732
4	14:21:53.155	1:00.934	19.975	23.096	17.863	99.863	88.649	7	14:25:08.010	1:03.020	20.483	23.629	18.908	95.188	84.625
5	14:22:55.010	1:01.855	20.031	22.914	18.910	100.611	89.716	8	14:26:11.312						


Scottish Legends Championship

Knockhill 1.267 miles

Race 9 - Heat 2

04/10/2015 14:40

Race (8 Laps) started at 14:17:39



Competitors	Laps								
	0	1	2	3	4	5	6	7	8
Scott HYNDS (26)	1	26	1	1	1	1	1	1	1
Warren ALLAN (82)	2	82	26	82	26	26	26	26	26
John PATERSON (1)	3	1	82	26	37	7	82	37	6
Billy WAIT (17)	4	17	7	37	82	82	37	6	37
Alan FREELAND (7)	5	7	17	7	7	6	6	82	82
Stewart BLACK (52)	6	52	52	17	17	37	17	17	5
Mark CUMMING (58)	7	58	37	52	6	17	7	7	52
Andrew DUNN (5)	8	5	58	6	52	52	52	5	2
Gary LYNCH (18)	9	18	6	5	5	58	5	5	7
David HUNTER (6)	10	6	5	58	58	5	2	2	58
Ivor GREENWOOD (37)	11	37	2	2	2	2	58	58	2
Steven McGILL (2)	12	2	18	18	3	3	3	3	6
Ryan McLEISH (3)	13	3	16	3	18	18	18	18	18
John BUSHBY (16)	14	16	3	16	16	16	16	16	16
-	15								

SMRC Season Finale**Sorted on Laps**

Scottish Saloons & Sportscars Championship

Knockhill 1.267 miles

Race 10 - 2nd Race

04/10/2015 15:00

Race (12 Laps) started at 14:35:34

Pos	No.	Name	Make/Model	CC	Class Code	Laps	Total Tm	Diff	Best Tm	In Lap	Best Speed
1	51	Roddie PATERSON	Caterham	2300	A3	12	10:41.716		52.459	6	86.941
2	55	Fiona KINDNESS	Subaru Impreza	2350	A1	12	11:20.060	38.344	55.477	5	82.211
3	54	Andrew MORRISON	Seat Cupra	1944T	A2	12	11:20.986	39.270	55.398	8	82.329
4	4	Mark DAWSON	VW Corrado	1900	B1	11	10:45.970	1 Lap	57.190	4	79.749
5	89	William ROBSON	Ford Focus RS	2500	B1	11	11:01.179	1 Lap	58.650	7	77.764
6	88	Ian DONALDSON	Mitsubishi Evo	2000	A1	11	11:01.897	1 Lap	55.132	5	82.726
7	44	Allister McMILLAN	Nissan Primera	2000	A1	11	11:01.937	1 Lap	58.211	7	78.350
8	35	Andrew MACKIE	Mitsubishi Evo	2000	B1	11	11:02.718	1 Lap	58.480	7	77.990
9	23	Brian MELDRUM	Seat Leon Sport	2000	B1	11	11:11.743	1 Lap	59.745	4	76.338
10	97	Oilly ROSS	Mazda MX5	1600	MX5	10	11:07.314	2 Laps	1:05.182	7	69.971
11	92	Michael KELLY	Mazda MX5	1600	MX5	10	11:08.151	2 Laps	1:05.203	7	69.948
12	69	Thomson McINTYRE	Subaru Impreza	2000	B1	10	11:32.824	2 Laps	59.060	7	77.224
13	34	Ian CREHAN	Mazda MX5	1600	MX5	10	11:51.065	2 Laps	1:07.290	4	67.779
14	93	David SMAIL	Mazda MX5	1600	MX5	9	10:46.248	3 Laps	1:09.481	3	65.642

Not classified (80% = 9 Laps)

DNS	56	Adam KINDNESS	Subaru Impreza STi	2000T	A1			DNS		0	-
DNS	68	John KENNEDY	Subaru	2000T	B1			DNS		0	-
DNS	59	Gary WAIT	Ford Sierra Cosworth	2000	A2			DNS		0	-

Margin of Victory	Avg. Speed	Best Lap Tm	Best Speed	Best Lap by
38.344	85.287	52.459	86.941	51 - Roddie PATERSON

Clerk of the Course :

Orbits

Sig : Time :

Chief Timekeeper : Ian Sharp (SMART Timing)

www.mylaps.com

Results available at www.mylaps.com and www.smart-timing.co.uk

Licensed to: SMART Timing

Printed: 04/10/2015 14:49:12

SMRC Season Finale

Scottish Saloons & Sportscars Championship

Knockhill 1.267 miles

Race 10 - 2nd Race

04/10/2015 15:00

Race (12 Laps) started at 14:35:34

Lap	Time of Day	Lap Tm	S1	S2	S3	S3Spd	SFSpd	Lap	Time of Day	Lap Tm	S1	S2	S3	S3Spd	SFSpd
(51) Roddie PATERSON								(44) Allister McMILLAN							
1	14:36:34.000			20.349	15.666	123.360	109.296	5	14:40:16.476	55.132	18.331	20.670	16.131	122.014	110.012
2	14:37:24.026	53.477	17.749	20.255	15.473	124.735	111.105	6	14:41:11.802	55.326	18.411	20.734	16.181	123.587	110.374
3	14:38:17.275	53.249	17.570	20.089	15.590	123.815	110.556	7	14:42:22.613	1:10.811	18.769	30.304	21.738	67.717	76.607
4	14:39:10.025	52.750	17.633	19.794	15.323	125.435	110.922	8	14:43:25.623	1:03.010	20.217	23.930	18.863	99.863	87.952
5	14:40:03.630	53.605	17.557	20.903	15.145	124.273	111.290	9	14:44:30.306	1:04.683	19.903	25.516	19.264	93.988	87.837
6	14:40:56.089	52.459	17.491	19.593	15.375	124.273	110.193	10	14:45:31.782	1:01.476	19.865	23.331	18.280	100.762	89.477
7	14:41:48.726	52.637	17.424	19.892	15.321	123.587	111.846	11	14:46:36.063	1:04.281	19.203	25.154	19.924	88.649	80.853
8	14:42:41.667	52.941	17.420	20.316	15.205	121.572	111.846	(45) Andrew MACKIE							
9	14:43:35.146	53.479	17.787	20.205	15.487	125.435	110.012	1	14:36:45.228		27.288	23.320	18.348	100.161	80.561
10	14:44:29.308	54.162	17.360	19.725	17.077	122.459	107.372	2	14:37:45.196	59.968	20.117	22.455	17.396	98.398	93.726
11	14:45:21.919	52.611	17.690	19.734	15.187	123.587	112.033	3	14:38:43.871	58.675	19.037	22.408	17.230	101.832	92.947
12	14:46:15.882	53.963	17.810	20.741	15.412	123.360	108.588	4	14:39:43.794	59.923	19.279	23.074	17.570	105.848	88.767
(55) Fiona KINDNESS								5	14:40:43.774	59.980	19.022	23.465	17.493	96.281	94.919
1	14:36:34.400			21.894	16.451	118.775	102.611	6	14:41:42.080	58.306	19.048	22.091	17.167	104.856	93.988
2	14:37:31.346	56.946	18.856	20.975	17.115	118.775	100.460	7	14:42:40.291	58.211	18.509	22.287	17.415	99.419	92.562
3	14:38:27.137	55.791	18.663	20.760	16.368	118.985	102.768	8	14:43:38.746	58.455	18.603	22.595	17.257	100.161	92.690
4	14:39:22.635	55.498	18.304	20.676	16.518	120.265	103.402	9	14:44:38.001	59.255	18.393	23.272	17.590	99.566	93.205
5	14:40:18.112	55.477	18.385	20.646	16.446	119.409	103.561	10	14:45:36.478	58.477	18.446	22.518	17.513	103.084	93.076
6	14:41:14.213	56.101	18.529	21.372	16.200	119.835	103.561	11	14:46:36.103	59.625	19.307	23.013	17.305	100.310	92.818
7	14:42:11.876	57.663	19.121	21.814	16.728	116.912	100.611	(55) Andrew MACKIE							
8	14:43:08.118	56.242	18.692	21.005	16.545	116.103	102.298	1	14:36:41.213			24.373	17.514	101.832	93.465
9	14:44:04.374	56.256	18.616	21.048	16.592	114.714	103.242	2	14:37:41.405	1:00.192	20.411	22.233	17.548	105.515	94.385
10	14:45:01.775	57.401	18.497	22.185	16.719	115.903	103.402	3	14:38:40.335	58.930	19.179	22.206	17.545	106.520	93.335
11	14:45:58.106	56.331	18.777	21.068	16.486	116.103	101.832	4	14:39:39.679	59.344	19.551	22.244	17.549	106.183	95.053
12	14:46:54.226	56.120	18.638	21.104	16.378	115.107	99.863	5	14:40:39.555	59.876	19.579	22.836	17.461	105.020	94.120
(54) Andrew MORRISON								6	14:41:39.399	59.844	19.526	22.590	17.728	105.349	94.385
1	14:36:37.377			22.744	16.912	112.408	101.218	7	14:42:37.879	58.480	19.028	22.086	17.366	106.689	94.919
2	14:37:34.747	57.370	18.780	21.799	16.791	112.408	101.066	8	14:43:38.914	1:01.035	18.928	22.708	19.399	105.848	89.836
3	14:38:30.880	56.133	18.276	21.492	16.365	114.910	101.832	9	14:44:38.531	59.617	19.675	22.399	17.543	106.520	95.188
4	14:39:26.753	55.873	18.253	21.250	16.370	114.714	101.066	10	14:45:37.506	58.975	19.010	22.501	17.464	106.183	96.143
5	14:40:22.344	55.591	18.048	21.067	16.476	113.935	100.161	11	14:46:36.884	59.378	19.331	22.368	17.679	107.717	95.595
6	14:41:17.890	55.546	18.003	21.036	16.507	115.107	99.714	(23) Brian MELDRUM							
7	14:42:13.917	56.027	18.041	21.449	16.537	112.786	99.272	1	14:36:41.295			23.754	17.532	112.597	102.142
8	14:43:09.315	55.398	17.970	20.869	16.559	114.518	100.011	2	14:37:42.482	1:01.187	20.688	23.149	17.350	112.976	99.419
9	14:44:05.185	55.870	17.909	20.963	16.998	115.305	99.863	3	14:38:42.783	1:00.301			17.353	112.786	98.979
10	14:45:02.539	57.354	18.164	22.313	16.877	114.714	99.566	4	14:39:42.528	59.745		22.803	17.097	110.922	99.272
11	14:45:58.954	56.415	18.471	21.199	16.745	115.107	100.011	5	14:40:42.613	1:00.085	19.751	22.783	17.551	110.374	98.543
12	14:46:55.152	56.198	18.150	21.238	16.810	114.910	99.863	6	14:41:44.109	1:01.496			17.805	109.118	97.257
(4) Mark DAWSON								7	14:42:44.498	1:00.389		22.879	17.647	106.859	98.254
1	14:36:38.116			22.537	17.383	114.518	101.218	8	14:43:44.820	1:00.322			17.832	110.012	96.836
2	14:37:35.565	57.449	18.685	21.551	17.213	115.903	99.566	9	14:44:44.930	1:00.110			17.357	110.193	96.558
3	14:38:32.952	57.387	18.597	21.705	17.085	115.504	100.161	10	14:45:45.381	1:00.451			17.519	109.474	97.540
4	14:39:30.142	57.190	18.510	21.877	16.803	116.304	99.714	11	14:46:45.909	1:00.528	19.752	22.979	17.797	109.474	97.257
5	14:40:27.752	57.610	18.635	22.091	16.884	114.323	100.762	(97) Olly ROSS							
6	14:41:26.593	58.841	18.670	22.895	17.276	108.413	100.161	1	14:36:46.701			25.551	20.525	86.368	71.696
7	14:42:24.406	57.813	18.559	22.167	17.087	113.357	99.714	2	14:37:53.273	1:06.572	21.985	24.619	19.968	88.183	75.064
8	14:43:23.875	59.469	18.634	23.976	16.859	115.305	100.161	3	14:38:58.984	1:05.711	21.784	24.290	19.637	89.358	74.813
9	14:44:22.350	58.475	18.808	22.455	17.212	111.105	100.161	4	14:40:05.112	1:06.128	21.872	24.241	20.015	87.266	71.543
10	14:45:20.400	58.050	18.637	22.277	17.136	109.832	99.272	5	14:41:10.610	1:05.498	21.382	24.211	19.905	88.767	73.102
11	14:46:20.136	59.736	18.945	22.461	18.330	102.298	91.055	6	14:42:17.633	1:07.023	21.524	25.449	20.050	84.306	73.262
(89) William ROBSON								7	14:43:22.815	1:05.182	21.340	24.100	19.742	88.183	73.745
1	14:36:39.138			22.721	17.483	110.739	100.611	8	14:44:28.451	1:05.636	21.474	24.212	19.950	88.649	73.342
2	14:37:39.189	1:00.051	19.535	22.935	17.581	109.653	100.011	9	14:45:34.158	1:05.707	21.493	24.283	19.931	87.608	73.826
3	14:38:39.160	59.971	19.758	22.831	17.382	109.832	100.011	10	14:46:41.480	1:07.322	22.685	24.698	19.939	89.239	73.583
4	14:39:39.395	1:00.235	19.933	22.531	17.771	112.408	99.714	(92) Michael KELLY							
5	14:40:39.222	59.827	19.580	22.617	17.630	110.922	98.833	1	14:36:46.527			25.497	20.078	88.532	74.399
6	14:41:38.515	59.293	19.502	22.420	17.371	110.739	99.125	2	14:37:52.967	1:06.440	21.871	24.709	19.860	88.068	74.730
7	14:42:37.165	58.650	19.263	22.239	17.148	112.408	98.543	3	14:38:58.864	1:05.897	21.413	24.446	20.038	88.532	71.850
8	14:43:37.251	1:00.086	19.422	22.527	18.137	112.408	97.967	4	14:40:05.335	1:06.471	22.430	24.344	19.697	89.596	73.022
9	14:44:36.701	59.450	19.444	22.540	17.466	110.012	99.125	5	14:41:10.82						

SMRC Season Finale

Scottish Saloons & Sportscars Championship

Knockhill 1.267 miles

Race 10 - 2nd Race

04/10/2015 15:00

Race (12 Laps) started at 14:35:34

Lap	Time of Day	Lap Tm	S1	S2	S3	S3Spd	SFSpd	Lap	Time of Day	Lap Tm	S1	S2	S3	S3Spd	SFSpd
3	14:38:37.206	1:00.984	20.059	22.765	18.160	106.015	92.308								
4	14:39:38.311	1:01.105	19.919	23.103	18.083	109.296	92.818								
5	14:40:38.159	59.848	19.849	22.682	17.317	111.660	98.398								
6	14:41:37.504	59.345	19.327	22.386	17.632	110.556	99.125								
7	14:42:36.564	59.060	19.521	22.272	17.267	111.105	100.460								
8	14:43:43.358	1:06.794	19.212	22.593	24.989	109.118	79.417								
9	14:44:47.977	1:04.619	20.756	22.806	21.057	108.588	37.935								
10	14:47:06.990	2:19.013	1:19.665	35.973	23.375	61.007	62.022								

(34) Ian CREHAN

1	14:36:47.200			25.162	20.364	85.487	73.826
2	14:37:55.771	1:08.571	21.901	25.185	21.485	85.596	53.515
3	14:39:04.741	1:08.970	23.180	25.389	20.401	84.732	72.549
4	14:40:12.031	1:07.290	22.253	24.768	20.269	86.257	72.236
5	14:41:21.466	1:09.435	23.934	25.208	20.293	85.054	72.470
6	14:42:29.040	1:07.574	21.573	25.647	20.354	83.363	72.392
7	14:43:50.727	1:21.687	21.776	24.559	35.352	86.479	65.535
8	14:44:59.257	1:08.530	22.513	25.454	20.563	84.946	72.004
9	14:46:11.051	1:11.794	23.759	26.314	21.721	81.048	67.785
10	14:47:25.231	1:14.180	22.229	29.159	22.792	74.481	68.060

(93) David SMAIL

1	14:36:51.564			26.684	20.321	83.885	73.422
2	14:38:01.323	1:09.759	23.133	26.094	20.532	84.732	73.989
3	14:39:10.804	1:09.481	23.159	25.851	20.471	85.270	72.864
4	14:40:22.209	1:11.405	23.816	26.984	20.605	81.441	73.745
5	14:41:32.143	1:09.934	23.298	26.286	20.350	85.596	73.583
6	14:42:48.492	1:16.349	23.069	29.198	24.082	79.985	71.315
7	14:43:59.106	1:10.614	23.070	26.646	20.898	85.054	72.864
8	14:45:09.111	1:10.005	23.047	26.956	20.002	86.257	74.316
9	14:46:20.414	1:11.303	23.047	26.239	22.017	84.839	71.696

Clerk of the Course :

Orbits

Sig : Time :

Chief Timekeeper : Ian Sharp (SMART Timing)

Results available at www.mylaps.com and www.smart-timing.co.uk

www.mylaps.com

Licensed to: SMART Timing

Printed: 04/10/2015 14:49:36

Page 2/2


Scottish Saloons & Sportscars Championship

Knockhill 1.267 miles

Race 10 - 2nd Race

04/10/2015 15:00

Race (12 Laps) started at 14:35:34



Competitors	Laps												
	1	2	3	4	5	6	7	8	9	10	11	12	
Roddie PATERSON (51)	1	51	51	51	51	51	51	51	51	51	51	51	51
Fiona KINDNESS (55)	2	55	88	88	88	88	88	55	55	55	55	55	55
Ian DONALDSON (88)	3	88	55	55	55	55	54	54	54	54	54	54	54
Thomson McINTYRE (69)	4	69	54	54	54	54	88	4	4	4	4	4	4
Andrew MORRISON (54)	5	54	4	4	4	4	4	88	88	88	88	89	89
Mark DAWSON (4)	6	4	69	69	69	69	69	89	89	89	89	88	88
William ROBSON (89)	7	89	89	89	89	89	89	44	44	44	44	44	44
Andrew MACKIE (35)	8	35	35	35	35	35	35	35	35	35	35	35	35
Brian MELDRUM (23)	9	23	23	23	23	44	44	69	23	23	23	23	23
Allister McMILLAN (44)	10	44	44	44	44	23	23	23	69	97	97	97	97
Michael KELLY (92)	11	92	92	92	97	97	97	97	97	92	92	92	92
Olly ROSS (97)	12	97	97	97	92	92	92	92	92	69	69	69	69
Ian CREHAN (34)	13	34	34	34	34	34	34	34	34	34	34	34	34
David SMAIL (93)	14	93	93	93	93	93	93	93	93	93	93	93	93
-	15												
-	16												
-	17												

SMRC Season Finale

Sorted on Laps

Scottish Classics Championship

Knockhill 1.267 miles

Race 11 - 2nd Race - AMENDED RESULT

04/10/2015 15:25

Race (12 Laps) started at 14:55:29

Pos	No.	Name	Make/Model	CC	Class Code	Laps	Total Tm	Diff	Best Tm	In Lap	Best Speed
1	77	Tommy GILMARTIN	Morgan +8	3900	CE	12	11:43.381		57.733	5	78.999
2	73	Andrew SMITH	Morgan +8	3900	Guest	12	11:45.940	2.559	57.956	5	78.695
3	49	Raymond BOYD	Porsche 911	2998	CD	12	12:07.746	24.365	59.833	11	76.226
4	4	Stan BERNARD	Porsche 911	2994	CD	12	12:09.132	25.751	59.031	9	77.262
5	47	Keiron BAILLIE	Lotus 7	1558	CG	12	12:10.026	26.645	59.430	9	76.743
6	63	John KINMOND	Triumph TR8	3900	CE	12	12:19.856	36.475	1:00.488	11	75.401
7	51	Alex MONTGOMERY	MGB GT V8	3946	CE	12	12:29.705	46.324	1:01.347	8	74.345
8	32	Alasdair COATES	Ford Mustang	4802	CE	12	12:43.028	59.647	1:01.999	11	73.563
9	21	Jimmy CROW	Ford Escort	2000	CC	12	12:43.242	59.861	1:01.748	5	73.862
10	42	Warren DUNBAR	Jaguar XJS	5300	Guest	11	11:48.469	1 Lap	1:02.333	5	73.169
11	41	Grant ALLAN	Porsche 911	2994	CD	11	12:01.401	1 Lap	1:03.848	10	71.433
12	35	Ian BLACKLIN	Ford Capri	3000	CD	11	12:07.965	1 Lap	1:04.331	9	70.896
13	17	Ian DALTRY	Alfasud T1	1490	CA	11	12:10.029	1 Lap	1:04.013	9	71.249
14	81	James BRAID	Alfa Romeo Junior GT	1982	CC	11	12:14.030	1 Lap	1:04.287	8	70.945
15	85	John BENNETT	Alfa Romeo Sprint GT	2000	CC	11	12:14.293	1 Lap	1:04.250	8	70.986
16	12	Ciprian NISTORICA	Alfa Romeo Guilia	1570	CB	11	12:49.698	1 Lap	1:07.796	10	67.273
Not classified											
DNF	39	Harry SIMPSON	Ginetta G4R	1851	CG	1	1:28.500	DNF		0	-
DNS	54	Howard GORDON	MG Midget	1380	CA			DNF		0	-
DNS	50	Matthew GORDON	TVR 3000M	3000	CD			DNF		0	-

Announcements

08/10/15 AMENDED RESULT : Car No's 42 & 73 - Re-classified.

Margin of Victory	Avg. Speed	Best Lap Tm	Best Speed	Best Lap by
2.559	77.810	57.733	78.999	77 - Tommy GILMARTIN

Clerk of the Course :

Orbits

Sig : Time :

Chief Timekeeper : Ian Sharp (SMART Timing)

Results available at www.mylaps.com and www.smart-timing.co.uk

Printed: 08/10/2015 18:21:55



SMRC Season Finale

Scottish Classics Championship

Knockhill 1.267 miles

Race 11 - 2nd Race

04/10/2015 15:25

Race (12 Laps) started at 14:55:29

Lap	Time of Day	Lap Tm	S1	S2	S3	S3Spd	SFSpd	Lap	Time of Day	Lap Tm	S1	S2	S3	S3Spd	SFSpd
(77) Tommy GILMARTIN								3	14:58:39.739	1:02.696	20.802	23.744	18.150	110.012	96.419
1	14:56:31.647			22.419	17.083	114.714	102.611	4	14:59:41.408	1:01.669	20.189	23.615	17.865	108.764	88.884
2	14:57:30.319	58.672	19.385	22.306	16.981	115.703	101.218	5	15:00:42.505	1:01.097	20.023	23.168	17.906	109.832	96.558
3	14:58:28.714	58.395	19.171	22.268	16.956	116.709	102.298	6	15:01:43.914	1:01.409	19.735	23.460	18.214	110.374	96.005
4	14:59:26.878	58.164	19.092	22.065	17.007	117.116	103.242	7	15:02:44.738	1:00.824	19.717	23.348	17.759	109.474	96.419
5	15:00:24.611	57.733	18.932	21.849	16.952	116.912	102.298	8	15:03:45.582	1:00.844	19.578	23.457	17.809	109.653	96.419
6	15:01:22.347	57.736	19.033	21.891	16.812	115.903	102.454	9	15:04:46.092	1:00.510	19.417	23.417	17.676	109.832	96.697
7	15:02:20.270	57.923	18.752	22.091	17.080	115.504	101.987	10	15:05:46.922	1:00.830	19.848	23.222	17.760	109.832	96.005
8	15:03:19.066	58.796	19.539	22.089	17.168	115.703	102.298	11	15:06:47.410	1:00.488	19.689	22.978	17.821	110.739	96.558
9	15:04:18.049	58.983	19.458	22.608	16.917	116.304	103.242	12	15:07:49.477	1:02.067	19.902	23.781	18.384	108.764	95.731
10	15:05:16.471	58.422	19.155	22.355	16.912	115.903	101.832	(51) Alex MONTGOMERY							
11	15:06:14.686	58.215	18.930	22.270	17.015	116.304	102.298	1	14:56:38.259			23.472	18.817	103.561	90.686
12	15:07:13.002	58.316	19.099	22.332	16.885	115.903	100.011	2	14:57:41.557	1:03.298	20.902	23.472	18.924	97.399	91.427
(73) Andrew SMITH								3	14:58:43.438	1:01.881	19.985	23.278	18.618	101.678	91.552
1	14:56:32.397		22.492	17.138	113.357	100.762	4	14:59:45.243	1:01.805	19.991	23.089	18.725	103.721	90.809	
2	14:57:31.268	58.871	19.416	22.234	17.221	113.166	100.914	5	15:00:47.146	1:01.903	20.056	23.310	18.537	103.242	90.077
3	14:58:29.709	58.441	19.180	22.131	17.130	113.742	101.678	6	15:01:49.348	1:02.202	20.314	23.331	18.557	103.561	90.077
4	14:59:28.027	58.318	19.174	22.180	16.964	113.357	101.832	7	15:02:51.028	1:01.680	20.245	23.109	18.326	104.043	90.442
5	15:00:25.983	57.956	18.958	22.015	16.983	113.742	101.987	8	15:03:52.375	1:01.347	19.937	23.121	18.289	104.366	90.686
6	15:01:24.016	58.033	19.040	21.902	17.091	112.408	101.524	9	15:04:53.800	1:01.425	19.971	23.020	18.434	104.692	88.884
7	15:02:22.324	58.308	18.929	22.129	17.250	112.786	100.914	10	15:05:55.638	1:01.838	20.093	23.265	18.480	103.882	90.320
8	15:03:20.808	58.484	19.087	22.265	17.132	114.129	101.832	11	15:06:57.288	1:01.650	19.888	23.179	18.583	104.043	91.179
9	15:04:19.725	58.917	19.263	22.638	17.016	113.549	100.310	12	15:07:59.326	1:02.038	19.913	23.172	18.953	104.043	90.564
10	15:05:17.859	58.134	19.285	21.994	16.855	114.518	101.524	(32) Alasdair COATES							
11	15:06:15.947	58.088	19.031	21.948	17.109	115.107	101.066	1	14:56:45.341		29.089	25.657	18.572	101.832	94.518
12	15:07:15.561	59.614	19.007	22.334	18.273	114.129	89.358	2	14:57:49.072	1:03.731	20.723	23.883	19.125	105.020	94.651
(49) Raymond BOYD								3	14:58:51.459	1:02.387	20.660	23.234	18.493	107.544	96.558
1	14:56:33.914		22.846	17.850	106.689	94.120	4	14:59:54.123	1:02.664	20.520	23.656	18.488	107.030	96.143	
2	14:57:34.827	1:00.913	20.427	22.844	17.642	105.681	94.252	5	15:00:56.386	1:02.263	20.346	23.497	18.420	107.201	96.419
3	14:58:35.507	1:00.680	19.959	22.973	17.748	105.681	94.252	6	15:01:58.957	1:02.571	20.696	23.518	18.357	107.717	96.558
4	14:59:35.836	1:00.329	19.916	22.936	17.477	105.848	94.518	7	15:03:01.401	1:02.444	20.435	23.709	18.300	106.689	95.731
5	15:00:36.185	1:00.349	19.677	23.052	17.620	105.184	94.785	8	15:04:03.628	1:02.227	20.567	23.329	18.331	107.544	95.595
6	15:01:37.168	1:00.983	19.925	23.254	17.804	104.366	94.120	9	15:05:05.678	1:02.050	20.434	23.178	18.438	108.064	95.323
7	15:02:37.271	1:00.103	19.985	22.651	17.467	105.681	94.785	10	15:06:08.071	1:02.393	20.539	23.331	18.523	107.717	95.323
8	15:03:37.395	1:00.124	19.884	22.802	17.438	106.859	94.385	11	15:07:10.070	1:01.999	20.272	23.469	18.258	107.372	95.053
9	15:04:37.520	1:00.125	19.574	22.964	17.587	104.692	93.726	12	15:08:12.649	1:02.579	20.526	23.572	18.481	106.859	95.595
10	15:05:37.595	1:00.075	19.897	22.648	17.530	105.681	93.595	(21) Jimmy CROW							
11	15:06:37.428	59.833	19.565	22.620	17.648	105.184	94.120	1	14:56:40.456			24.486	18.633	98.543	86.814
12	15:07:37.367	59.939	19.878	22.722	17.339	106.351	93.988	2	14:57:42.905	1:02.449	20.451	23.781	18.217	99.419	88.299
(4) Stan BERNARD								3	14:58:45.004	1:02.099	20.187	23.758	18.154	100.310	89.002
1	14:56:34.093		22.727	17.723	107.201	96.976	4	14:59:47.829	1:02.825	20.712	23.946	18.167	100.161	87.494	
2	14:57:35.769	1:01.676	20.571	22.815	18.290	105.681	85.706	5	15:00:49.577	1:01.748	20.060	23.658	18.030	99.419	87.952
3	14:58:36.851	1:01.082	20.833	22.809	17.440	105.681	95.459	6	15:01:51.472	1:01.895	20.248	23.669	17.978	99.714	87.952
4	14:59:36.509	59.658	19.663	22.571	17.424	106.015	97.117	7	15:02:53.546	1:02.074	20.084	23.844	18.146	99.863	88.299
5	15:00:36.749	1:00.240	20.058	22.501	17.681	107.030	98.543	8	15:03:59.243	1:05.697	20.521	25.039	20.137	88.649	77.581
6	15:01:37.213	1:00.464	19.895	22.950	17.619	106.520	97.967	9	15:05:03.542	1:04.299	21.852	24.108	18.339	98.398	86.590
7	15:02:37.649	1:00.436	20.376	22.684	17.376	105.515	96.558	10	15:06:07.874	1:04.332	21.166	24.541	18.625	92.947	87.380
8	15:03:38.797	1:01.148	20.248	23.646	17.254	107.030	96.419	11	15:07:10.537	1:02.663	20.694	23.893	18.076	100.460	87.608
9	15:04:37.828	59.031	19.251	22.239	17.541	106.351	97.399	12	15:08:12.863	1:02.326	20.413	23.784	18.129	99.863	86.814
10	15:05:38.258	1:00.430	20.302	22.767	17.361	107.372	95.731	(42) Warren DUNBAR							
11	15:06:37.926	59.668	19.776	22.485	17.407	106.520	96.419	1	14:56:39.341			23.864	18.933	100.011	87.494
12	15:07:38.753	1:00.827	20.478	22.711	17.638	107.372	95.188	2	14:57:41.953	1:02.612	20.507	23.435	18.670	100.762	88.649
(47) Keiron BAILLIE								3	14:58:44.646	1:02.693	20.552	23.531	18.610	100.460	88.183
1	14:56:35.195		23.412	17.474	108.764	92.818	4	14:59:48.159	1:03.513	20.727	23.974	18.812	98.979	89.239	
2	14:57:35.635	1:00.440	19.812	22.945	17.683	108.588	94.785	5	15:00:50.492	1:02.333	20.389	23.422	18.522	101.218	88.299
3	14:58:35.677	1:00.042	19.500	22.983	17.559	102.768	93.335	6	15:01:53.227	1:02.735	20.270	23.218	19.247	101.524	85.379
4	14:59:36.199	1:00.522	19.991	23.027	17.504	107.201	90.809	7	15:02:57.269	1:04.042	20.420	23.905	19.717	98.254	85.487
5	15:00:36.729	1:00.530	19.686	23.034	17.810	107.717	93.595	8	15:04:01.809	1:04.540	20.616	24.021	19.903	97.967	86.368
6	15:01:37.837	1:01.108	20.206	23.022	17.880	106.689	92.947	9	15:05:05.557	1:03.748	20.452	23.716	19.580	96.836	79.606
7	15:02:38.048	1:00.211	20.111	22.842	17.258	106.859	94.919	10	15:06:11.001	1:05.444	21.383	24.213	19.848	93.857	78.032
8	15:03:39.614	1:01.566	20.221	23.908	17.437	106.689	91.427	11	15:07:18.090	1:07.089	21.695	24.976	20.418	88.183	65.599
9	15:04:39.044	59.430	19.216	22.738	17.476	106.351	93.205	(41) Grant ALLAN							
10	15:05:38.847	59.803	19.496	22.824	17.483	106.859	93.2								

SMRC Season Finale

Scottish Classics Championship

Knockhill 1.267 miles

Race 11 - 2nd Race

04/10/2015 15:25

Race (12 Laps) started at 14:55:29

Lap	Time of Day	Lap Tm	S1	S2	S3	S3Spd	SFSpd
8	15:04:17.142	1:04.557	20.933	24.521	19.103	95.459	84.095
9	15:05:22.811	1:05.669	22.608	24.284	18.777	97.682	84.200
10	15:06:26.659	1:03.848	20.959	24.208	18.681	98.254	84.518
11	15:07:31.022	1:04.363	21.158	24.436	18.769	96.697	84.200

Lap	Time of Day	Lap Tm	S1	S2	S3	S3Spd	SFSpd
8	15:04:17.142	1:04.557	20.933	24.521	19.103	95.459	84.095
9	15:05:22.811	1:05.669	22.608	24.284	18.777	97.682	84.200
10	15:06:26.659	1:03.848	20.959	24.208	18.681	98.254	84.518
11	15:07:31.022	1:04.363	21.158	24.436	18.769	96.697	84.200

(35) Ian BLACKLIN

1	14:56:42.725			24.729	19.497	92.818	79.606
2	14:57:48.354	1:05.629	21.561	24.868	19.200	92.947	80.081
3	14:58:54.873	1:06.519	22.175	24.958	19.386	92.181	80.561
4	15:00:00.963	1:06.090	21.856	24.786	19.448	93.465	80.658
5	15:01:06.318	1:05.355	21.230	24.549	19.576	94.120	80.081
6	15:02:10.935	1:04.617	21.264	24.282	19.071	93.988	81.048
7	15:03:15.924	1:04.989	21.031	24.195	19.763	93.465	78.580
8	15:04:23.251	1:07.327	22.385	25.925	19.017	94.385	80.755
9	15:05:27.582	1:04.331	21.041	24.161	19.129	93.595	79.890
10	15:06:31.989	1:04.407	21.268	24.088	19.051	94.385	80.272
11	15:07:37.586	1:05.597	21.662	24.401	19.534	93.335	79.985

(17) Ian DALTRY

1	14:56:47.842			26.721	20.352	88.416	77.491
2	14:57:55.484	1:07.642	22.834	24.858	19.950	89.477	78.857
3	14:59:00.443	1:04.959	21.182	24.099	19.678	91.303	80.465
4	15:00:05.550	1:05.107	21.372	24.317	19.418	91.552	80.368
5	15:01:10.265	1:04.715	21.320	23.921	19.474	91.677	80.465
6	15:02:15.564	1:05.299	21.061	24.694	19.544	89.358	80.176
7	15:03:20.727	1:05.163	21.159	23.800	20.204	90.932	80.561
8	15:04:25.045	1:04.318	21.141	23.862	19.315	91.427	80.561
9	15:05:29.058	1:04.013	20.943	23.631	19.439	91.802	80.950
10	15:06:33.853	1:04.795	21.104	24.162	19.529	92.308	80.368
11	15:07:39.650	1:05.797	21.148	24.130	20.519	90.932	75.828

(81) James BRAID

1	14:56:47.090				20.214		80.176
2	14:57:53.894	1:06.804			19.574		71.467
3	14:58:58.671	1:04.777			19.189		80.658
4	15:00:04.852	1:06.181					80.658
5	15:01:09.484	1:04.632					80.950
6	15:02:16.023	1:06.539					80.658
7	15:03:21.780	1:05.757					81.244
8	15:04:26.067	1:04.287					79.511
9	15:05:30.715	1:04.648					81.441
10	15:06:35.813	1:05.098			19.069		81.048
11	15:07:43.651	1:07.838			19.032	93.726	81.146

(85) John BENNETT

1	14:56:47.716			26.589	19.795	90.442	79.043
2	14:57:54.474	1:06.758	21.989	25.051	19.718	92.435	78.950
3	14:58:59.872	1:05.398	21.333	24.671	19.394	92.435	81.441
4	15:00:06.733	1:06.861	22.268	24.499	20.094	93.726	77.313
5	15:01:12.417	1:05.684	21.469	24.209	20.006	93.335	75.317
6	15:02:17.445	1:05.028	21.347	24.393	19.288	92.308	81.540
7	15:03:22.382	1:04.937	21.193	24.588	19.156	93.726	83.260
8	15:04:26.632	1:04.250	20.996	24.207	19.047	94.651	82.039
9	15:05:32.029	1:05.397	21.175	24.206	20.016	93.857	72.864
10	15:06:37.347	1:05.318	21.754	24.261	19.303	92.562	80.755
11	15:07:43.914	1:06.567	22.652	24.948	18.967	94.518	81.938

(12) Ciprian NISTORICA

1	14:56:50.236			27.741	20.737	83.260	73.022
2	14:57:59.583	1:09.347	22.469	26.230	20.648	84.095	73.182
3	14:59:08.846	1:09.263	22.786	26.247	20.230	84.732	74.316
4	15:00:17.263	1:08.417	22.500	26.069	19.848	86.368	77.491
5	15:01:25.802	1:08.539	21.988	25.299	21.252	87.153	76.958
6	15:02:34.139	1:08.337	22.258	25.976	20.103	85.815	75.402
7	15:03:44.956	1:10.817	22.926	27.564	20.327	85.270	74.897
8	15:04:53.563	1:08.607	22.264	26.083	20.260	85.054	74.730
9	15:06:01.469	1:07.906	22.237	25.757	19.912	87.153	75.657
10	15:07:09.265	1:07.796	21.890	25.805	20.101	86.702	74.981
11	15:08:19.319	1:10.054	22.991	25.966	21.097	85.706	67.513

(39) Harry SIMPSON

1	14:56:58.121			25.926	33.327	107.201	30.201
---	--------------	--	--	--------	--------	---------	--------

Clerk of the Course :

Orbits

Sig : Time :

Chief Timekeeper : Ian Sharp (SMART Timing)

www.mylaps.com

Results available at www.mylaps.com and www.smart-timing.co.uk

Licensed to: SMART Timing

Printed: 04/10/2015 15:12:00

Page 2/2

SMRC Season Finale

Lapchart


Scottish Classics Championship

Knockhill 1.267 miles

Race 11 - 2nd Race

04/10/2015 15:25

Race (12 Laps) started at 14:55:29



Competitors	Laps											
	1	2	3	4	5	6	7	8	9	10	11	12
Tommy GILMARTIN (77)	1	77	77	77	77	77	77	77	77	77	77	77
Andrew SMITH (73)	2	73	73	73	73	73	73	73	73	73	73	73
Raymond BOYD (49)	3	49	49	49	49	49	49	49	49	49	49	49
Stan BERNARD (4)	4	4	47	47	47	47	4	4	4	4	4	4
Keiron BAILLIE (47)	5	47	4	4	4	4	47	47	47	47	47	47
John KINMOND (63)	6	63	63	63	63	63	63	63	63	63	63	63
Alex MONTGOMERY (51)	7	51	51	51	51	51	51	51	51	51	51	51
Warren DUNBAR (42)	8	42	42	42	21	21	21	21	21	21	32	32
Jimmy CROW (21)	9	21	21	21	42	42	42	42	42	32	21	21
Ian BLACKLIN (35)	10	35	35	32	32	32	32	32	32	42	42	
Grant ALLAN (41)	11	41	32	35	41	41	41	41	41	41	41	
Alasdair COATES (32)	12	32	41	41	35	35	35	35	35	35	35	
James BRAID (81)	13	81	81	81	81	81	17	17	17	17	17	
John BENNETT (85)	14	85	85	85	17	17	81	81	81	81	81	
Ian DALTRY (17)	15	17	17	17	85	85	85	85	85	85	85	
Ciprian NISTORICA (12)	16	12	12	12	12	12	12	12	12	12	12	
Harry SIMPSON (39)	17	39										
-	18											
-	19											

Clerk of the Course :

Orbits

Sig : Time :

Chief Timekeeper : Ian Sharp (SMART Timing)

Results available at www.mylaps.com and www.smart-timing.co.uk

www.mylaps.com

Licensed to: SMART Timing

Printed: 04/10/2015 15:12:22

SMRC Season Finale

Sorted on Laps

Scottish BMW Compact Cup

Knockhill 1.267 miles

Race 12 - 2nd Race - AMENDED RESULT

04/10/2015 15:50

Race (15 Laps) started at 15:20:00

Pos	No.	Name	Make/Model	CC	Class Code	Laps	Total Tm	Diff	Best Tm	In Lap	Best Speed
1	2	Steven DAILLY	BMW Compact	1900	BMWCC	15	21:55.337		1:03.288	9	72.065
2	85	Gary CLARK	BMW Compact	1900	BMWCCN	15	21:56.134	0.797	1:03.096	15	72.284
3	97	Greig SUTHERLAND	BMW Compact	1900	BMWCCN	15	21:56.839	1.502	1:03.256	15	72.101
4	72	Cliff HARPER	BMW Compact	1900	BMWCC	15	22:02.300	6.963	1:03.846	8	71.435
5	23	David McNAUGHTON	BMW Compact	1900	BMWCC	15	22:08.650	13.313	1:03.969	13	71.298
6	14	Lee ELRICK	BMW Compact	1900	BMWCCN	15	22:09.621	14.284	1:03.789	10	71.499
7	45	Calum KING	BMW Compact	1900	BMWCCN	15	22:11.762	16.425	1:03.731	14	71.564
8	75	Michael COURTS	BMW Compact	1900	BMWCCN	15	22:20.163	24.826	1:03.837	11	71.445
9	7	Steven KING	BMW Compact	1900	BMWCCN	15	22:21.296	25.959	1:03.735	15	71.559
10	6	Phil DRYBURGH	BMW Compact	1900	BMWCC	15	22:22.564	27.227	1:04.296	15	70.935
11	91	Neil MacINNES	BMW Compact	1900	BMWCCN	15	22:23.317	27.980	1:04.654	15	70.542
12	90	Richard SUTHERLAND	BMW Compact	1900	BMWCCN	15	22:25.080	29.743	1:04.124	10	71.125
13	21	Zack RUNCIE	BMW Compact	1900	BMWCC	15	22:25.638	30.301	1:04.355	12	70.870
14	35	Martin BUCHAN	BMW Compact	1900	BMWCCN	15	22:29.217	33.880	1:04.830	14	70.351
15	83	David NOBLE	BMW Compact	1900	BMWCC	15	22:29.338	34.001	1:04.708	9	70.483
16	76	Jonathan ATKINSON	BMW Compact	1900	BMWCCN	15	22:33.863	38.526	1:04.828	9	70.353
17	5	Colin GILLIESPIE	BMW Compact	1900	BMWCCN	15	22:34.124	38.787	1:04.990	12	70.178
18	78	James LESLIE	BMW Compact	1900	BMWCCN	15	22:34.340	39.003	1:04.622	12	70.577
19	40	Steven GOLDIE	BMW Compact	1900	BMWCCN	15	22:40.329	44.992	1:05.142	13	70.014
20	18	Graham KELLY	BMW Compact	1900	BMWCCN	15	22:40.865	45.528	1:04.986	11	70.182
21	99	Philip WEBSTER	BMW Compact	1900	Guest	15	22:52.226	56.889	1:06.389	14	68.699
22	16	Ivor MAIRS	BMW Compact	1900	BMWCC	14	21:57.654	1 Lap	1:07.650	12	67.418
23	68	Donald MacCOLL	BMW Compact	1900	BMWCCN	14	22:46.911	1 Lap	1:05.566	13	69.561
24	84	Robert MARSHALL	BMW Compact	1900	BMWCCN	13	22:28.023	2 Laps	1:04.564	12	70.641

Not classified

DNF	8	Derek KINGHORN	BMW Compact	1900	BMWCCN	14	21:11.123	DNF	1:04.670	8	70.525
DNF	44	Ryan STIRLING	BMW Compact	1900	BMWCC	9	15:56.067	DNF	1:04.859	9	70.319
DNF	17	Duncan GRANT	BMW Compact	1900	BMWCCN	1	1:52.929	DNF		0	-
DNF	71	Josh ORR	BMW Compact	1900	Guest	1	1:59.019	DNF		0	-
DNF	77	Ashleigh MORRIS	BMW Compact	1900	BMWCC			DNF		0	-
DNF	81	Douglas SIMPSON	BMW Compact	1900	BMWCCN			DNF		0	-

Announcements

Race distance increased to 15 Laps - 5 laps completed behind the Safety Car.

17:07 AMENDED RESULT - Car No.14 - Racetime includes 3 second penalty - C2.3 Unfair advantage.

17:07 AMENDED RESULT - Car No.83 - Racetime includes 4 second penalty - C2.3 Unfair advantage.

Margin of Victory	Avg. Speed	Best Lap Tm	Best Speed	Best Lap by
0.797	52.011	1:03.096	72.284	85 - Gary CLARK

Clerk of the Course :

Orbits

Sig : Time :

Chief Timekeeper : Ian Sharp (SMART Timing)

Results available at www.mylaps.com and www.smart-timing.co.uk

Printed: 04/10/2015 21:10:59



SMRC Season Finale

Scottish BMW Compact Cup

Knockhill 1.267 miles

Race 12 - 2nd Race - AMENDED RESULT

04/10/2015 15:50

Race (15 Laps) started at 15:20:00

Lap	Time of Day	Lap Tm	S1	S2	S3	S3Spd	SFSpd	Lap	Time of Day	Lap Tm	S1	S2	S3	S3Spd	SFSpd
(2) Steven DAILLY															
1	15:21:12.114			23.653	23.236	91.802	41.501	5	15:30:57.411	2:13.137	46.909	51.410	34.818	40.281	45.901
2	15:23:41.019	2:28.905	46.809	53.092	49.004	33.504	21.974	6	15:32:27.705	1:30.294	33.769	36.578	19.947	90.320	76.694
3	15:26:14.109	2:33.090	53.519	54.474	45.097	34.485	28.569	7	15:33:31.860	1:04.155	20.782	23.657	19.716	91.303	78.123
4	15:28:40.650	2:26.541	48.806	56.324	41.411	32.170	32.624	8	15:34:36.199	1:04.339	20.815	24.000	19.524	90.320	78.032
5	15:30:53.516	2:12.866	48.216	50.369	34.281	39.615	45.683	9	15:35:40.453	1:04.254	20.613	23.904	19.737	91.055	78.032
6	15:32:25.192	1:31.676	35.983	36.413	19.280	92.690	79.700	10	15:36:44.629	1:04.176	20.661	23.924	19.591	90.320	78.305
7	15:33:28.885	1:03.693	20.722	23.627	19.344	91.928	79.323	11	15:37:49.185	1:04.556	20.663	24.192	19.701	90.686	77.047
8	15:34:32.322	1:03.437	20.400	23.692	19.345	91.677	79.323	12	15:38:53.399	1:04.214	20.777	23.959	19.478	89.596	78.305
9	15:35:35.610	1:03.288	20.458	23.499	19.331	92.308	79.323	13	15:39:57.368	1:03.969	20.654	23.894	19.421	89.957	78.214
10	15:36:38.951	1:03.341	20.513	23.551	19.277	92.435	79.417	14	15:41:04.363	1:06.995	20.590	24.129	22.276	89.836	74.399
11	15:37:42.381	1:03.430	20.421	23.683	19.326	92.054	79.323	15	15:42:09.410	1:05.047	21.079	24.206	19.762	90.564	76.870
12	15:38:45.702	1:03.321	20.340	23.632	19.349	91.928	79.323	(14) Lee ELRICK							
13	15:39:49.304	1:03.602	20.495	23.708	19.399	91.802	79.323	1	15:21:16.265			24.989	24.347	87.722	42.473
14	15:40:52.691	1:03.387	20.404	23.613	19.370	91.802	79.323	2	15:23:46.429	2:30.164	45.850	53.596	50.718	33.722	18.290
15	15:41:56.097	1:03.406	20.392	23.765	19.249	91.928	78.397	3	15:26:19.873	2:33.444	52.596	54.431	46.417	33.255	25.181
(85) Gary CLARK															
1	15:21:11.410			23.626	23.645	89.477	42.393	4	15:28:45.088	2:25.215	45.752	57.993	41.470	33.420	31.097
2	15:23:39.750	2:28.340	46.945	53.164	48.231	32.783	22.896	5	15:30:57.951	2:12.863	46.664	51.393	34.806	40.919	44.063
3	15:26:13.122	2:33.372	54.207	54.464	44.701	33.042	28.327	6	15:32:28.509	1:03.558	33.661	37.014	19.883	90.932	78.488
4	15:28:40.051	2:26.929	49.279	56.116	41.534	31.462	33.520	7	15:33:32.875	1:04.366	20.625	24.082	19.659	90.686	78.857
5	15:30:52.969	2:12.918	48.340	50.327	34.251	40.040	45.933	8	15:34:37.339	1:04.464	20.679	24.273	19.512	90.564	78.672
6	15:32:24.924	1:31.955	36.198	36.360	19.397	89.716	77.402	9	15:35:41.410	1:04.071	20.683	23.867	19.521	91.427	78.488
7	15:33:29.378	1:04.454	21.482	23.520	19.452	90.442	77.851	10	15:36:45.199	1:03.789	20.574	23.823	19.392	91.677	79.043
8	15:34:32.785	1:03.407	20.507	23.454	19.446	90.442	77.671	11	15:37:49.653	1:04.454	20.394	24.237	19.823	91.427	78.214
9	15:35:36.291	1:03.506	20.565	23.451	19.490	90.564	78.032	12	15:38:53.858	1:04.205	20.548	24.203	19.454	89.957	78.950
10	15:36:39.861	1:03.570	20.533	23.529	19.508	90.564	78.032	13	15:39:57.760	1:03.902	20.510	23.986	19.406	90.320	78.857
11	15:37:43.369	1:03.508	20.513	23.525	19.470	90.320	78.032	14	15:41:02.633	1:04.873	20.568	24.078	20.227	91.802	77.671
12	15:38:46.882	1:03.513	20.447	23.601	19.465	89.716	77.941	15	15:42:07.381	1:04.748	20.512	24.545	19.691	90.198	77.761
13	15:39:50.424	1:03.542	20.421	23.694	19.427	89.358	77.941	(45) Calum KING							
14	15:40:53.798	1:03.374	20.418	23.481	19.475	90.564	78.123	1	15:21:17.420			25.137	25.547	88.649	41.399
15	15:41:56.894	1:03.096	20.364	23.415	19.317	91.677	78.214	2	15:23:49.305	2:31.885	47.422	52.909	51.554	34.397	17.618
(97) Greig SUTHERLAND															
1	15:21:12.778			24.036	23.126	90.686	40.160	3	15:26:22.850	2:33.545	52.218	54.456	46.871	36.157	23.580
2	15:23:41.902	2:29.124	46.715	53.201	49.208	34.771	21.859	4	15:28:47.341	2:24.491	44.700	58.649	41.142	34.204	32.993
3	15:26:15.337	2:33.435	53.438	54.658	45.339	31.789	27.335	5	15:30:59.731	2:12.390	46.328	51.443	34.619	40.969	46.027
4	15:28:41.456	2:26.119	48.125	56.622	41.372	32.002	33.453	6	15:32:36.297	1:36.566	33.557	42.169	20.840	79.700	77.224
5	15:30:54.382	2:12.926	47.983	50.308	34.635	37.469	45.933	7	15:33:41.277	1:04.980	21.505	23.997	19.478	90.320	78.765
6	15:32:26.421	1:32.039	35.690	36.568	19.781	91.055	77.224	8	15:34:45.310	1:04.033	20.805	23.743	19.485	90.198	78.672
7	15:33:30.498	1:04.077	20.782	23.868	19.427	91.802	78.857	9	15:35:49.424	1:04.114	20.832	23.917	19.365	90.442	78.857
8	15:34:33.809	1:03.311	20.367	23.594	19.350	91.928	79.043	10	15:36:53.315	1:03.891	20.684	23.756	19.451	90.564	78.765
9	15:35:37.501	1:03.692	20.374	23.854	19.464	91.552	79.043	11	15:37:57.373	1:04.058	20.767	23.857	19.434	90.564	79.043
10	15:36:40.795	1:03.294	20.304	23.551	19.439	92.308	79.136	12	15:39:01.181	1:03.808	20.684	23.734	19.390	90.809	78.580
11	15:37:44.243	1:03.448	20.517	23.588	19.343	91.802	79.417	13	15:40:05.007	1:03.826	20.526	23.842	19.458	90.077	78.950
12	15:38:47.716	1:03.473	20.294	23.803	19.376	91.179	79.323	14	15:41:08.738	1:03.731	20.436	23.693	19.602	91.552	78.857
13	15:39:51.018	1:03.302	20.337	23.621	19.344	92.308	79.230	15	15:42:12.522	1:03.784	20.595	23.752	19.437	90.077	78.857
14	15:40:54.343	1:03.325	20.397	23.647	19.281	91.928	79.700	(75) Michael COURTS							
15	15:41:57.599	1:03.256	20.278	23.638	19.340	92.308	79.230	1	15:21:20.395			24.855	26.945	90.686	44.383
(72) Cliff HARPER															
1	15:21:15.122			24.151	25.123	90.564	42.312	2	15:23:56.317	2:35.922	48.825	52.894	54.203	33.370	13.888
2	15:23:44.172	2:29.050	45.539	53.774	49.737	34.627	22.265	3	15:26:29.458	2:33.141	50.019	54.617	48.505	40.305	23.780
3	15:26:17.176	2:33.004	53.227	54.505	45.272	33.337	27.985	4	15:28:52.308	2:22.850	42.090	59.794	40.966	37.056	31.198
4	15:28:43.503	2:26.327	47.298	57.742	41.287	33.859	32.032	5	15:31:03.485	2:11.177	44.640	52.093	34.444	49.235	38.086
5	15:30:56.444	2:12.941	46.978	51.391	34.572	40.353	48.664	6	15:32:37.146	1:33.661	32.576	40.351	20.734	83.780	79.985
6	15:32:26.730	1:30.286	34.277	36.609	19.400	91.427	79.136	7	15:33:42.774	1:05.628	21.426	24.428	19.774	92.308	77.671
7	15:33:30.972	1:04.242	20.890	23.837	19.515	92.181	79.043	8	15:34:47.136	1:04.362	20.800	23.984	19.578	92.054	79.700
8	15:34:34.818	1:03.846	20.574	23.835	19.437	91.802	79.230	9	15:35:53.398	1:06.262	20.915	24.046	21.301	92.308	76.432
9	15:35:38.698	1:03.880	20.585	23.915	19.380	91.802	78.765	10	15:36:58.141	1:04.743	20.828	24.221	19.694	90.320	79.230
10	15:36:42.562	1:03.864	20.575	23.889	19.400	91.427	78.765	11	15:38:01.978	1:03.837	20.508	23.823	19.506	92.308	79.700
11	15:37:46.626	1:04.064	20.542	24.081	19.441	91.179	79.136	12	15:39:05.839	1:03.861	20.617	23.698	19.546	92.054	79.511
12	15:38:50.736	1:04.110	20.520	24.146	19.444	90.932	78.857	13	15:40:11.469	1:05.630	21.251	24.835	19.544	92.308	79.417
13	15:39:54.713	1:03.977	20.596	24.058	19.323	90.686	78.672	14	15:41:16.459	1:04.990	20.923	24.464	19.603	91.427	79.511
14	15:40:58.812	1:04.099	20.668	24.031	19.400	90.932	78.857	15	15:42:20.923	1:04.464	20.660	24.201	19.603	91.928	79.323
15															

SMRC Season Finale

Scottish BMW Compact Cup

Knockhill 1.267 miles

Race 12 - 2nd Race - AMENDED RESULT

04/10/2015 15:50

Race (15 Laps) started at 15:20:00

Lap	Time of Day	Lap Tm	S1	S2	S3	S3Spd	SFSpd	Lap	Time of Day	Lap Tm	S1	S2	S3	S3Spd	SFSpd
11	15:38:01.188	1:04.639	21.176	23.945	19.518	91.179	78.488	(35) Martin BUCHAN							
12	15:39:05.626	1:04.438	20.930	24.025	19.483	90.564	78.950	1	15:21:22.066			25.427	28.002	88.532	42.206
13	15:40:11.283	1:05.657	21.281	24.702	19.674	90.198	79.230	2	15:24:00.866	2:38.800	53.110	49.096	56.594	34.771	15.523
14	15:41:18.321	1:07.038	21.026	25.369	20.643	91.303	78.397	3	15:26:32.528	2:31.662	47.979	54.449	49.234	38.634	22.437
15	15:42:22.056	1:03.735	20.621	23.812	19.302	91.179	78.765	4	15:28:55.057	2:22.529	40.712	1:00.857	40.960	38.590	31.625
(6) Phil DRYBURGH								5	15:31:06.074	2:11.017	44.705	51.878	34.434	51.981	40.475
1	15:21:19.837			25.036	26.551	89.836	44.828	6	15:32:38.413	1:32.339	31.790	39.927	20.622	82.139	77.851
2	15:23:54.023	2:34.186	48.142	53.057	52.987	32.672	15.128	7	15:33:45.168	1:06.755	21.457	25.263	20.035	89.002	77.491
3	15:26:27.495	2:33.472	50.384	55.266	47.822	38.903	23.053	8	15:34:50.987	1:05.819	21.266	24.584	19.969	89.002	76.607
4	15:28:50.585	2:23.090	43.075	58.858	41.157	35.301	33.222	9	15:35:56.501	1:05.514	21.044	24.115	20.355	90.442	76.259
5	15:31:02.630	2:12.045	45.808	51.828	34.409	48.348	38.347	10	15:37:04.943	1:08.442	22.079	26.531	19.832	89.957	77.402
6	15:32:37.071	1:34.441	32.917	40.543	20.981	82.442	78.397	11	15:38:10.189	1:05.246	21.121	24.275	19.850	88.532	77.402
7	15:33:43.865	1:06.794	21.930	24.901	19.963	90.564	78.032	12	15:39:15.159	1:04.970	21.030	24.137	19.803	89.957	77.224
8	15:34:48.367	1:04.502	20.659	24.134	19.709	89.239	78.765	13	15:40:20.250	1:05.091	20.941	24.310	19.840	89.120	77.224
9	15:35:53.068	1:04.701	20.847	23.815	20.039	91.677	77.313	14	15:41:25.080	1:04.830	20.796	24.279	19.755		77.313
10	15:36:58.892	1:05.824	20.895	24.965	19.964	88.299	78.672	15	15:42:29.977	1:04.897	20.878	24.168	19.851	89.957	76.958
11	15:38:04.273	1:05.381	20.946	24.548	19.887	89.477	77.851	(83) David NOBLE							
12	15:39:09.318	1:05.045	20.763	24.632	19.650	88.183	78.123	1	15:21:21.385			25.609	26.443	89.239	42.554
13	15:40:14.390	1:05.072	20.965	24.318	19.789	89.358	78.214	2	15:23:58.306	2:36.921	50.798	50.801	55.322	32.912	12.980
14	15:41:19.028	1:04.638	20.837	24.151	19.650	89.716	78.950	3	15:26:30.659	2:32.353	49.552	54.469	48.332	40.402	23.165
15	15:42:23.324	1:04.296	20.673	23.990	19.633	90.198	78.672	4	15:28:53.481	2:22.822	41.442	1:00.039	41.341	40.426	32.624
(91) Neil MacINNIS								5	15:31:04.568	2:11.087	45.336	51.212	34.539	56.583	34.186
1	15:21:18.221			24.973	25.833	89.002	41.578	6	15:32:37.849	1:33.281	32.178	40.567	20.536	82.341	78.032
2	15:23:50.537	2:32.316	47.725	52.531	52.060	33.042	17.986	7	15:33:44.434	1:06.585	21.625	25.086	19.874	90.077	78.580
3	15:26:24.149	2:33.612	51.900	54.558	47.154	36.373	24.555	8	15:34:49.457	1:05.023	21.369	24.108	19.546	90.564	78.672
4	15:28:48.085	2:23.936	44.207	58.587	41.142	34.952	33.420	9	15:35:54.165	1:04.708	21.075	24.096	19.537	91.179	78.672
5	15:31:00.406	2:12.321	46.232	51.431	34.658	40.257	50.495	10	15:36:59.432	1:05.667	21.234	24.162	19.871	90.686	78.397
6	15:32:36.068	1:35.662	33.361	41.428	20.873	75.064	73.502	11	15:38:04.874	1:05.442	21.243	24.364	19.835	90.442	77.313
7	15:33:44.155	1:08.087	22.511	25.053	20.523	89.836	77.402	12	15:39:10.091	1:05.217	21.338	24.171	19.708	90.198	78.214
8	15:34:49.052	1:04.897	21.074	23.930	19.893	89.957	78.123	13	15:40:15.272	1:05.181	21.110	24.146	19.925	90.564	77.224
9	15:35:53.795	1:04.743	20.834	24.016	19.893	89.957	77.402	14	15:41:20.446	1:05.174	21.091	24.365	19.718	89.120	78.214
10	15:36:59.121	1:05.326	21.038	24.211	20.077	89.957	78.857	15	15:42:26.098	1:05.652	21.726	24.378	19.548	90.442	78.488
11	15:38:04.688	1:05.567	20.934	24.534	20.099	89.239	77.313	(76) Jonathan ATKINSON							
12	15:39:09.549	1:04.861	20.847	24.240	19.774	89.002	77.941	1	15:21:58.736		50.533	33.527	28.553	65.727	40.281
13	15:40:14.711	1:05.162	20.966	24.357	19.839	89.239	77.671	2	15:24:23.310	2:24.574	44.127	35.083	1:05.364	38.746	10.850
14	15:41:19.423	1:04.712	20.779	24.154	19.779	89.477	77.761	3	15:26:51.287	2:27.977	46.653	45.532	55.792	40.040	18.355
15	15:42:24.077	1:04.654	20.857	24.110	19.687	89.957	77.402	4	15:29:07.420	2:16.133	43.173	51.851	41.109	37.241	29.127
(90) Richard SUTHERLAND								5	15:31:16.189	2:08.769	44.895	47.986	35.888	38.545	49.235
1	15:21:23.598			25.433	28.501	89.239	39.638	6	15:32:48.201	1:32.012	30.197	38.512	23.303	86.146	78.032
2	15:24:05.367	2:41.769	54.220	50.256	57.293	34.520	16.093	7	15:33:54.253	1:06.052	21.322	24.871	19.859	87.608	78.123
3	15:26:37.481	2:32.114	45.494	55.550	51.070	39.039	23.045	8	15:34:59.284	1:05.031	20.877	24.302	19.852	89.596	78.214
4	15:28:57.901	2:20.420	38.025	1:01.855	40.540	38.108	30.393	9	15:36:04.112	1:04.828	20.808	24.207	19.813	89.477	77.671
5	15:31:09.571	2:11.670	45.800	50.683	35.187	40.820	43.576	10	15:37:09.059	1:04.947	20.912	24.344	19.691	89.477	77.851
6	15:32:41.480	1:31.909	30.438	40.581	20.890	77.047	77.135	11	15:38:13.985	1:04.926	20.745	24.183	19.998	89.836	78.214
7	15:33:46.162	1:04.682	20.938	24.236	19.508	90.077	78.580	12	15:39:18.939	1:04.954	20.794	24.360	19.800	88.649	78.032
8	15:34:51.353	1:05.191	21.094	24.264	19.833	88.884	77.761	13	15:40:23.877	1:04.938	20.749	24.348	19.841	89.358	77.671
9	15:35:56.078	1:04.725	21.005	23.990	19.730	91.802	77.761	14	15:41:28.921	1:05.044	20.896	24.279	19.869	89.596	77.941
10	15:37:00.202	1:04.124	20.813	23.765	19.546	90.932	78.032	15	15:42:34.623	1:05.702	21.126	24.492	20.084	88.416	77.671
11	15:38:05.618	1:05.416	21.021	24.991	19.404	90.198	78.488	(5) Colin GILLIESPIE							
12	15:39:10.493	1:04.875	21.130	24.161	19.584	90.686	78.123	1	15:21:33.038		27.715	25.168	35.117	81.244	12.257
13	15:40:15.594	1:05.101	21.144	23.911	20.046	91.427	74.730	2	15:24:11.556	2:38.518	54.387	43.546	1:00.585	31.126	13.645
14	15:41:20.396	1:04.802	21.112	24.103	19.587	89.957	78.305	3	15:26:42.526	2:30.970	42.911	55.157	52.902	36.041	21.230
15	15:42:25.840	1:05.444	21.232	24.389	19.823	89.957	76.519	4	15:29:01.268	2:18.742	37.080	1:00.946	40.716	35.135	32.450
(21) Zack RUNCIE								5	15:31:11.806	2:10.538	46.112	49.702	34.724	38.194	42.259
1	15:21:24.144			24.807	28.608	88.649	38.679	6	15:32:44.316	1:32.510	30.427	39.825	22.258	72.004	78.580
2	15:24:06.901	2:42.757	54.788	49.787	58.182	34.753	16.976	7	15:33:50.080	1:05.764	21.604	24.557	19.603	90.932	78.857
3	15:26:38.637	2:31.736	44.546	55.905	51.285	38.679	24.618	8	15:34:55.141	1:05.061	21.038	24.389	19.634	90.932	78.580
4	15:28:58.781	2:20.144	37.358	1:02.381	40.405	36.452	30.826	9	15:36:00.536	1:05.395	21.304	24.252	19.839	91.179	77.761
5	15:31:10.222	2:11.441	45.596	50.894	34.951	38.948	44.888	10	15:37:07.076	1:06.54					

SMRC Season Finale

Scottish BMW Compact Cup

Knockhill 1.267 miles

Race 12 - 2nd Race - AMENDED RESULT

04/10/2015 15:50

Race (15 Laps) started at 15:20:00

Lap	Time of Day	Lap Tm	S1	S2	S3	S3Spd	SFSpd	Lap	Time of Day	Lap Tm	S1	S2	S3	S3Spd	SFSpd
6	15:32:43.752	1:32.443	30.426	40.045	21.972	73.422	77.313	12	15:39:39.545	1:07.650	21.961	25.219	20.470	86.035	75.828
7	15:33:48.882	1:05.130	20.995	24.316	19.819	90.809	77.402	13	15:40:47.311	1:07.766	21.873	25.340	20.553	86.702	74.564
8	15:34:54.042	1:05.160	21.024	24.119	20.017	90.809	77.491	14	15:41:58.414	1:11.103	22.180	25.178	23.745	86.927	74.981
9	15:35:58.865	1:04.823	20.978	24.065	19.780	90.809	77.671	(68) Donald MacCOLL							
10	15:37:07.855	1:08.990	20.910	28.219	19.861	90.686	77.581	1	15:21:43.052		39.862	29.233	31.337	61.907	31.610
11	15:38:13.236	1:05.381	21.009	24.300	20.072	90.686	77.491	2	15:26:57.852	5:14.800	3:30.868	46.183	57.749	43.861	19.054
12	15:39:17.858	1:04.622	20.769	24.081	19.772	90.809	78.123	3	15:29:12.177	2:14.325	41.116	52.549	40.660	38.679	22.422
13	15:40:23.459	1:05.601	20.968	24.466	20.167	90.686	77.581	4	15:31:20.156	2:07.979	43.298	47.656	37.025	37.637	49.163
14	15:41:29.321	1:05.862	20.841	24.429	20.592	90.077	75.914	5	15:32:50.202	1:30.046	29.485	37.434	23.127	85.815	75.402
15	15:42:35.100	1:05.779	21.345	24.478	19.956	90.932	77.224	6	15:33:57.869	1:07.667	21.646	25.000	21.021	87.153	75.657
(40) Steven GOLDIE								7	15:35:05.571	1:07.702	22.101	25.471	20.130	86.927	75.064
1	15:22:01.065		53.519	33.905	29.388	64.279	31.805	8	15:36:11.336	1:05.765	21.276	24.620	19.869	87.837	75.317
2	15:24:28.853	2:27.788	1:20.571	27.251	39.966	86.257	15.646	9	15:37:18.385	1:07.049	21.306	25.916	19.827	82.341	76.172
3	15:26:56.067	2:27.214	42.387	47.134	57.693	42.473	19.565	10	15:38:24.718	1:06.333	20.976	25.421	19.936	85.054	75.572
4	15:29:10.333	2:14.266	40.603	53.564	40.099	41.019	26.535	11	15:39:30.317	1:05.599	21.111	24.610	19.878	86.927	75.064
5	15:31:18.785	2:08.452	44.209	47.713	36.530	37.282	44.948	12	15:40:36.285	1:05.968	21.329	24.808	19.831	86.702	75.487
6	15:32:49.349	1:30.564	30.092	37.503	22.969	85.162	78.950	13	15:41:41.851	1:05.566	21.118	24.447	20.001	87.153	75.233
7	15:33:57.198	1:07.849	21.785	25.160	20.904	90.442	77.941	14	15:42:47.671	1:05.820	21.206	24.697	19.917	86.814	75.317
8	15:35:03.663	1:06.465	21.947	24.514	20.004	92.054	79.511	(84) Robert MARSHALL							
9	15:36:09.099	1:05.436	20.956	24.595	19.885	89.957	78.580	1	15:21:37.571		28.530	24.964	37.452	87.837	9.872
10	15:37:14.547	1:05.448	21.098	24.350	20.000	91.928	78.672	2	15:24:14.289	2:36.718	52.253	42.174	1:02.291	29.203	12.480
11	15:38:19.935	1:05.388	20.932	24.490	19.966	91.055	78.765	3	15:26:44.743	2:30.454	42.216	54.687	53.551	35.983	20.195
12	15:39:25.290	1:05.355	21.004	24.392	19.959	91.303	79.043	4	15:29:02.619	2:17.876	37.272	1:00.461	40.143	36.591	32.248
13	15:40:30.432	1:05.142	21.122	24.035	19.985	91.677	78.857	5	15:31:12.914	2:10.295	45.944	49.358	34.993	38.568	44.531
14	15:41:35.689	1:05.257	20.989	24.234	20.034	91.179	78.765	6	15:32:45.055	1:32.141	30.256	39.291	22.594	71.391	77.224
15	15:42:41.089	1:05.400	21.135	24.457	19.808	91.179	79.417	7	15:33:52.245	1:07.190	21.527	25.235	20.428	88.767	73.664
(18) Graham KELLY								8	15:35:03.009	1:10.764	21.827	25.590	23.347	81.048	28.988
1	15:21:36.146		32.768	30.689	26.046	71.239	34.574	9	15:38:08.949	3:05.940	2:20.302	24.674	20.964	89.002	77.581
2	15:24:25.990	2:49.844	1:44.965	27.297	37.582	85.054	13.400	10	15:39:13.810	1:04.861	20.984	24.076	19.801	90.809	77.491
3	15:26:53.976	2:27.986	44.794	46.386	56.806	39.336	18.574	11	15:40:18.538	1:04.728	20.756	24.207	19.765	89.358	77.851
4	15:29:08.895	2:14.919	41.966	52.683	40.270	42.100	26.736	12	15:41:23.102	1:04.564	20.807	24.146	19.611	89.836	77.941
5	15:31:17.425	2:08.530	44.379	48.486	35.665	39.198	46.570	13	15:42:28.783	1:05.681	20.670	24.094	20.917	90.198	75.828
6	15:32:48.975	1:31.550	30.516	37.845	23.189	80.853	77.761	(8) Derek KINGHORN							
7	15:33:57.330	1:08.355	21.930	25.537	20.888	88.183	78.488	1	15:21:17.048			25.136	24.921	89.358	41.246
8	15:35:04.157	1:06.827	21.972	24.717	20.138	90.320	79.043	2	15:23:48.080	2:31.032	46.925	52.858	51.249	34.432	18.211
9	15:36:10.313	1:06.156	21.003	24.715	20.438	88.068	77.491	3	15:26:21.950	2:33.870	52.584	54.413	46.873	32.767	23.882
10	15:37:15.789	1:05.476	20.986	24.352	20.138	90.686	79.043	4	15:28:46.544	2:24.594	44.601	58.328	41.665	33.189	31.880
11	15:38:20.775	1:04.986	20.759	24.196	20.031	90.320	78.857	5	15:30:58.852	2:12.308	46.281	51.426	34.601	40.208	45.312
12	15:39:25.892	1:05.117	20.958	24.241	19.918	90.932	78.672	6	15:32:29.590	1:30.738	33.688	37.222	19.828	89.120	78.214
13	15:40:31.018	1:05.126	21.012	24.017	20.097	90.320	78.672	7	15:33:34.581	1:04.991	21.106	24.170	19.715	89.957	78.305
14	15:41:36.214	1:05.196	20.838	24.353	20.005	90.077	79.043	8	15:34:39.251	1:04.670	20.760	24.101	19.809	89.957	78.214
15	15:42:41.625	1:05.411	20.911	24.533	19.967	90.198	78.950	9	15:35:44.122	1:04.871	20.626	24.361	19.884	89.716	77.851
(99) Philip WEBSTER								10	15:36:48.997	1:04.875	20.841	24.326	19.708	89.477	77.761
1	15:21:45.830		34.134	30.426	34.522	61.510	17.967	11	15:37:53.977	1:04.980	20.940	24.347	19.693	89.477	77.313
2	15:24:18.645	2:32.815	46.870	41.337	1:04.608	28.976	11.252	12	15:38:58.987	1:05.010	20.933	24.444	19.633	88.767	77.581
3	15:26:47.003	2:28.358	41.057	53.767	53.534	34.449	21.697	13	15:40:03.677	1:04.690	20.859	24.196	19.635	88.532	77.047
4	15:29:04.496	2:17.493	37.691	59.792	40.010	33.859	31.986	14	15:41:11.883	1:08.206	20.817	24.492	22.897	88.532	27.673
5	15:31:14.632	2:10.136	45.703	48.952	35.481	39.898	46.122	(44) Ryan STIRLING							
6	15:32:47.026	1:32.394	30.014	39.395	22.985	77.224	78.857	1	15:21:22.710			25.812	28.034	87.837	40.232
7	15:33:55.063	1:08.037			20.230	87.266	79.230	2	15:24:02.756	2:40.046	53.104	49.351	57.591	34.432	15.610
8	15:35:02.791	1:07.728			20.355	78.857		3	15:26:34.604	2:31.848	46.758	55.103	49.987	40.208	22.089
9	15:36:10.521	1:07.730			20.696	87.952	78.672	4	15:28:56.201	2:21.597	39.342	1:01.587	40.668	37.828	31.580
10	15:37:17.939	1:07.418	21.730	25.753	19.935	89.716	79.417	5	15:31:07.391	2:11.190	44.723	52.142	34.325	46.863	37.637
11	15:38:25.051	1:07.112	21.207	26.068	19.837	87.266	79.606	6	15:32:39.626	1:32.235	31.119	40.255	20.861	80.465	76.694
12	15:39:32.105	1:07.054			19.676	88.532	80.176	7	15:33:45.600	1:05.974	21.413	24.466	20.095	89.596	77.491
13	15:40:39.199	1:07.094			19.855	89.477	79.606	8	15:34:51.968	1:06.368	21.115	24.909	20.344	85.270	77.135
14	15:41:45.588	1:06.389	21.338	25.317	19.734	89.477	80.853	9	15:35:56.827	1:04.859	20.908	24.014	19.937	90.442	77.491
15	15:42:52.986	1:07.398	21.485	25.642	20.271		79.417	(17) Duncan GRANT							
(16) Ivor MAIRS								1	15:21:53.689		40.747	34.603	31.887	61.285	28.752
1	15:21:57.861		48.247	33.544	28.371	68.130	38.590	(71) Josh ORR							
2	15:24:21.129	2:23.268	44.310	34.951	1:04.007	41.476	10.471	1	15:21:59.779		51.473	34.971	28.504	64.465	33.996
3	15:26:49.370	2:28.241	48.170	45.180	54.891	42.074	19.973								
4	15:29:06.271	2:16.901	44.379	51.516	41.006	41.656	31.941								
5	15:31:15.203	2:08.932	45.003	47.593	36.336	38.858	46.217								
6	15:32:47.923	1:32.720	30.306	38.862	23.552	76.870	75.233								
7	15:33:57.170	1:09.247	22.641	25.727	20.879	86.257	74.730								
8	15:35:06.078	1:08.908	22.492	25.516	20.900	86.702	74.647								
9	15:36:14.064	1:07.986	21.955	25.431	20.600	87.837	75.742								
10	15:37:23.707	1:09.643	21.859	27.059	20.725	86.035	75.572								
11	15:38:31.895	1:08.188 </													


Scottish BMW Compact Cup

Knockhill 1.267 miles

Race 12 - 2nd Race - AMENDED RESULT

04/10/2015 15:50

Race (15 Laps) started at 15:20:00



Competitors	Laps	Laps														
		1	2	3	4	5	6	7	8	9	10	11	12	13	14	15
Gary CLARK (85)	1	85	85	85	85	85	85	2	2	2	2	2	2	2	2	2
Steven DAILLY (2)	2	2	2	2	2	2	2	85	85	85	85	85	85	85	85	85
Greig SUTHERLAND (97)	3	97	97	97	97	97	97	97	97	97	97	97	97	97	97	97
Cliff HARPER (72)	4	72	72	72	72	72	72	72	72	72	72	72	72	72	72	72
David McNAUGHTON (23)	5	23	23	23	23	23	23	23	23	23	23	23	23	23	14	14
Lee ELRICK (14)	6	14	14	14	14	14	14	14	14	14	14	14	14	14	23	23
Derek KINGHORN (8)	7	8	8	8	8	8	8	8	8	8	8	8	8	8	45	45
Calum KING (45)	8	45	45	45	45	45	91	45	45	45	45	45	45	45	8	75
Neil MacINNES (91)	9	91	91	91	91	91	45	7	7	7	7	7	7	7	75	7
Steven KING (7)	10	7	7	7	7	7	7	75	75	6	75	75	75	75	7	6
Phil DRYBURGH (6)	11	6	6	6	6	6	6	6	6	75	6	6	6	6	6	91
Michael COURTS (75)	12	75	75	75	75	75	75	91	91	91	91	91	91	91	91	90
David NOBLE (83)	13	83	83	83	83	83	83	83	83	83	83	83	83	83	90	83
Martin BUCHAN (35)	14	35	35	35	35	35	35	35	35	90	90	90	90	90	83	21
Ryan STIRLING (44)	15	44	44	44	44	44	44	44	90	35	21	21	21	21	21	35
Richard SUTHERLAND (90)	16	90	90	90	90	90	90	90	44	44	35	35	35	35	35	76
Zack RUNCIE (21)	17	21	21	21	21	21	21	21	21	21	5	5	5	5	5	5
James LESLIE (78)	18	78	78	78	78	78	78	78	78	78	78	78	78	78	76	78
Colin GILLIESPIE (5)	19	5	5	5	5	5	5	5	5	5	76	76	76	76	78	40
Graham KELLY (18)	20	18	84	84	84	84	84	84	76	76	40	40	40	40	40	18
Robert MARSHALL (84)	21	84	99	99	99	99	99	76	99	40	18	18	18	18	18	99
Donald MacCOLL (68)	22	68	16	16	16	16	16	99	84	18	99	99	99	99	99	99
Philip WEBSTER (99)	23	99	76	76	76	76	76	16	40	99	16	16	16	16	16	16
Duncan GRANT (17)	24	17	18	18	18	18	18	40	18	16	68	68	68	68	68	68
Ivor MAIRS (16)	25	16	40	40	40	40	40	18	16	68	84	84	84	84	84	84
Jonathan ATKINSON (76)	26	76	68	68	68	68	68	68	68	84						
Josh ORR (71)	27	71														
Steven GOLDIE (40)	28	40														
-	29															
-	30															

Clerk of the Course :

Orbits

Sig : Time :
 Chief Timekeeper : Ian Sharp (SMART Timing)

Results available at www.mylaps.com and www.smart-timing.co.uk



SMRC Season Finale**Sorted on Laps**

Celtic Speed Mini Cooper Cup

Knockhill 1.267 miles

Race 131- 2nd Race - AMENDED RESULT

04/10/2015 16:15

Race (9 Laps) started at 15:58:00

Pos	No.	Name	Make/Model	CC	Class Code	Laps	Total Tm	Diff	Best Tm	In Lap	Best Speed
1	70	Oliver MORTIMER	Mini Cooper	1600	SM	9	9:32.873		1:02.738	5	72.697
2	23	Ian MUNRO	Mini Cooper	1600	SM	9	9:37.142	4.269	1:03.870	5	71.408
3	5	Des WHEATLEY	Mini Cooper	1600	SM	9	9:41.988	9.115	1:04.040	4	71.219
4	7	Jonny DREELAN	Mini Cooper	1600	SMN	9	9:45.251	12.378	1:04.355	4	70.870
5	8	Hannah CHAPMAN	Mini Cooper	1600	SM L	9	9:45.308	12.435	1:03.664	6	71.639
6	47	Reis ROBERTSON	Mini Cooper	1600	SMN	9	9:46.783	13.910	1:03.960	5	71.308
7	11	Morgan MURRAY	Mini Cooper	1600	SMN	9	9:46.796	13.923	1:04.317	6	70.912
8	91	Robbie DALGLEISH	Mini Cooper	1600	SMN	9	9:47.277	14.404	1:03.898	7	71.377
9	26	William BLAKE	Mini Cooper	1600	SMN	9	9:47.316	14.443	1:04.349	5	70.877
10	6	Daniel DREELAN	Mini Cooper	1600	SM	9	9:48.590	15.717	1:03.940	9	71.330
11	12	Dominic WHEATLEY	Mini Cooper	1600	Guest	9	9:50.071	17.198	1:03.688	8	71.612
12	30	Callum DRYBURGH	Mini Cooper	1600	SM	9	9:53.566	20.693	1:04.637	9	70.561
13	9	Martin McGEOUGH	Mini Cooper	1600	SMN	9	9:55.935	23.062	1:05.314	9	69.829
14	96	Taeler SHAND	Mini Cooper	1600	SMN L	9	9:58.586	25.713	1:05.567	6	69.560

Not classified

DNF	27	Lewis CARTER	Mini Cooper	1600	SM	2	2:49.522	DNF	1:19.400	2	57.441
DNS	36	Marco HAIG	Mini Cooper	1600	SM			DNS		0	-

Announcements

08/10/15 AMENDED RESULT : Car No.12 - Re-classified.

Margin of Victory	Avg. Speed	Best Lap Tm	Best Speed	Best Lap by
4.269	71.652	1:02.738	72.697	70 - Oliver MORTIMER

Clerk of the Course :

Orbits

Sig : Time :

Chief Timekeeper : Ian Sharp (SMART Timing)

Results available at www.mylaps.com and www.smart-timing.co.uk

Printed: 08/10/2015 18:19:52



SMRC Season Finale

Celtic Speed Mini Cooper Cup

Knockhill 1.267 miles

Race 131- 2nd Race

04/10/2015 16:15

Race (9 Laps) started at 15:58:00

Lap	Time of Day	Lap Tm	S1	S2	S3	S3Spd	SFSpd	Lap	Time of Day	Lap Tm	S1	S2	S3	S3Spd	SFSpd
(70) Oliver MORTIMER								(91) Robbie DALGLEISH							
1	15:59:05.372				19.481		75.233	1	15:59:07.372			24.387	19.945	86.814	75.317
2	16:00:08.618	1:03.246			19.270		75.828	2	16:00:13.799	1:06.427	21.923	24.154	20.350	87.837	72.392
3	16:01:11.742	1:03.124			19.272		76.259	3	16:01:20.194	1:06.395	21.645	24.723	20.027	85.162	72.549
4	16:02:15.108	1:03.366			19.367		76.607	4	16:02:26.872	1:06.678	21.673	25.033	19.972	85.162	74.564
5	16:03:17.846	1:02.738			19.195		76.519	5	16:03:31.430	1:04.558	20.825	24.265	19.468	87.266	75.402
6	16:04:21.679	1:03.833			19.489		76.607	6	16:04:35.708	1:04.278	20.615	24.207	19.456	87.153	74.813
7	16:05:24.680	1:03.001			19.299	87.040	75.572	7	16:05:39.606	1:03.898	20.567	23.778	19.553	87.040	74.897
8	16:06:28.465	1:03.785			19.382		76.086	8	16:06:43.823	1:04.217	20.592	23.843	19.782	86.702	74.730
9	16:07:33.720	1:05.255			20.138		75.148	9	16:07:48.124	1:04.301	20.669	23.841	19.791	86.814	73.182
(23) Ian MUNRO								(26) William BLAKE							
1	15:59:04.208			24.162	19.764	85.270	74.647	1	15:59:07.182			24.417	20.011	86.590	75.657
2	16:00:08.865	1:04.657	20.927	23.885	19.845	86.368	75.317	2	16:00:12.808	1:05.626	21.912	24.009	19.705	86.146	74.981
3	16:01:12.777	1:03.912	20.616	23.743	19.553	86.257	75.064	3	16:01:18.728	1:05.920	21.397	24.682	19.841	84.200	75.317
4	16:02:17.192	1:04.415	20.863	23.904	19.648	86.146	74.647	4	16:02:23.164	1:04.436	20.549	24.078	19.809	86.702	76.172
5	16:03:21.062	1:03.870	20.615	23.744	19.511	86.146	75.148	5	16:03:27.513	1:04.349	20.700	23.795	19.854	85.706	73.342
6	16:04:25.096	1:04.034	20.625	23.808	19.601	85.815	74.481	6	16:04:32.171	1:04.658	21.163	23.882	19.613	87.380	76.000
7	16:05:29.295	1:04.199	20.793	23.775	19.631	85.270	74.647	7	16:05:37.339	1:05.168	21.086	24.132	19.950	86.927	75.148
8	16:06:33.535	1:04.240	20.737	23.897	19.606	85.379	74.897	8	16:06:42.576	1:05.237	21.114	23.934	20.189	86.927	73.745
9	16:07:37.989	1:04.454	20.801	24.059	19.594	85.925	74.647	9	16:07:48.163	1:05.587	21.221	24.226	20.140	85.162	74.070
(5) Des WHEATLEY								(6) Daniel DREELAN							
1	15:59:05.883			24.637	19.758	87.837	74.316	1	15:59:06.759			24.392	20.050	85.815	74.647
2	16:00:11.684	1:05.801	22.101	24.348	19.352	87.266	75.657	2	16:00:13.419	1:06.660	22.009	24.656	19.995	84.200	73.989
3	16:01:16.013	1:04.329	21.081	23.932	19.316	87.722	76.345	3	16:01:20.205	1:06.786	21.053	25.666	20.067	82.849	74.234
4	16:02:20.053	1:04.040	20.740	23.861	19.439	88.416	76.607	4	16:02:26.900	1:06.695	21.372	25.171	20.152	84.095	72.549
5	16:03:24.205	1:04.152	20.786	23.907	19.459	88.649	76.607	5	16:03:31.768	1:04.868	21.670	23.843	19.355	87.380	75.657
6	16:04:28.487	1:04.282	20.850	24.008	19.424	88.183	76.345	6	16:04:36.426	1:04.658	20.549	24.357	19.752	86.927	74.234
7	16:05:33.056	1:04.569	20.984	24.102	19.483	87.608	76.345	7	16:05:41.550	1:05.124	21.533	24.141	19.450	86.479	74.897
8	16:06:37.454	1:04.398	20.947	24.085	19.366	87.722	76.432	8	16:06:45.497	1:03.947	20.687	23.773	19.487	86.257	74.981
9	16:07:42.835	1:05.381	21.207	24.613	19.561	87.608	75.572	9	16:07:49.437	1:03.940	20.651	23.769	19.520	86.590	74.234
(7) Jonny DREELAN								(12) Dominic WHEATLEY							
1	15:59:05.972			24.378	20.592	86.479	74.813	1	15:59:07.800			24.302	19.868	88.416	74.399
2	16:00:12.318	1:06.346	21.389	24.836	20.121	86.146	74.234	2	16:00:14.048	1:06.248	21.955	24.111	20.182	87.722	75.487
3	16:01:17.741	1:05.423	21.477	24.309	19.637	85.815	75.657	3	16:01:20.209	1:06.161	21.880	24.025	20.256	87.837	75.402
4	16:02:22.096	1:04.355	20.820	23.923	19.612	86.814	75.742	4	16:02:26.595	1:06.386	21.867	24.536	19.983	85.487	74.564
5	16:03:27.058	1:04.962	20.816	24.330	19.816	86.257	74.897	5	16:03:30.893	1:04.298	20.937	23.864	19.497	87.952	75.317
6	16:04:31.619	1:04.561	20.833	24.324	19.404	86.814	75.742	6	16:04:36.554	1:05.661	21.021	24.491	20.149	88.532	73.907
7	16:05:36.294	1:04.675	21.100	24.045	19.530	86.368	75.317	7	16:05:42.123	1:05.569	21.438	24.653	19.478	88.183	75.742
8	16:06:41.250	1:04.956	21.113	24.376	19.467	86.146	75.148	8	16:06:45.811	1:03.688	20.657	23.689	19.342	88.183	76.432
9	16:07:46.098	1:04.848	20.969	24.300	19.579	85.379	74.730	9	16:07:50.918	1:05.107	20.567	23.882	20.658	88.416	73.022
(8) Hannah CHAPMAN								(30) Callum DRYBURGH							
1	15:59:06.635			24.519	19.649	88.068	75.487	1	15:59:08.684			24.220	20.082	86.368	74.647
2	16:00:13.880	1:07.245	21.705	24.963	20.577	85.925	72.706	2	16:00:14.703	1:06.019	21.358	24.234	20.427	86.590	72.004
3	16:01:19.948	1:06.068	21.234	24.753	20.081	84.625	75.402	3	16:01:21.534	1:06.831	22.034	24.949	19.848	85.487	73.262
4	16:02:24.954	1:05.006	21.242	24.577	19.187	87.494	77.491	4	16:02:27.737	1:06.203	22.032	24.349	19.822	86.368	73.745
5	16:03:28.715	1:03.761	20.630	23.833	19.298	88.649	77.402	5	16:03:33.246	1:05.509	21.269	24.541	19.699	86.368	74.813
6	16:04:32.379	1:03.664	20.608	23.871	19.185	88.183	76.870	6	16:04:38.657	1:05.411	21.301	24.330	19.780	85.487	73.422
7	16:05:37.210	1:04.831	21.266	24.100	19.465	88.532	75.402	7	16:05:44.751	1:06.094	21.921	24.278	19.895	85.487	74.730
8	16:06:41.762	1:04.552	20.966	23.988	19.598	88.299	75.914	8	16:06:49.776	1:05.025	21.532	24.044	19.449	85.815	74.234
9	16:07:46.155	1:04.393	20.915	24.137	19.341	86.814	76.259	9	16:07:54.413	1:04.637	20.701	23.972	19.964	85.925	71.620
(47) Reis ROBERTSON								(9) Martin McGEOUGH							
1	15:59:07.786			24.442	20.062	87.608	75.657	1	15:59:08.901			24.427	19.725	87.040	75.148
2	16:00:13.765	1:05.979	21.724	24.185	20.070	87.722	75.064	2	16:00:14.537	1:05.636	21.707	24.111	19.818	87.952	75.487
3	16:01:19.788	1:06.023	21.540	24.527	19.956	84.306	75.402	3	16:01:21.540	1:07.003	22.020	25.018	19.965	85.596	75.317
4	16:02:24.623	1:04.835	21.432	24.087	19.316	86.590	75.914	4	16:02:27.491	1:05.951	21.823	24.449	19.679	85.925	75.233
5	16:03:28.583	1:03.960	20.424	24.046	19.490	87.266	76.345	5	16:03:33.097	1:05.606	21.432	24.343	19.831	87.153	75.657
6	16:04:32.942	1:04.359	21.041	23.838	19.480	88.068	76.172	6	16:04:38.657	1:05.560	21.089	24.573	19.898	86.257	75.317
7	16:05:37.583	1:04.641	20.936	24.058	19.647	87.837	76.000	7	16:05:44.641	1:05.984	21.693	24.325	19.966	86.814	74.647
8	16:06:42.559	1:04.976	21.178	23.909	19.889	87.952	74.647	8	16:06:51.468	1:06.827	22.215	24.167	20.445	87.608	75.487
9	16:07:47.630	1:05.071	21.105	24.183	19.783	86.814	75.657	9	16:07:56.782	1:05.314	20.840	24.358	20.116	86.479	75.402
(11) Morgan MURRAY								(96) Taeler SHAND							
1	15:59:06.411			24.630	19.849	86.368	75.064	1	15:59:09.974			25.062	19.737	84.732	73.422
2	16:00:12.490	1:06.079	21.734	24.653	19.692	86.590	74.730	2	16:00:16.213	1:06.239	21.653	24.682	19.904	86.035	72.943
3	16:01:18.218	1:05.728	21.527	24.500	19.701	86.702	75.233	3	16:01:22.293	1:06.080	21.357	25.082	19.641	84.946	73.907
4	16:02:22.906	1:04.688	20.849	24.125	19.714	87.040	75.487								
5	16:03:27.578	1:04.672	20.553	23.997	20.122	87.722	73.907								
6	16:04:31.895	1:04.317	20.856	23.940	19.521	87.837	75.828								

Clerk of the Course :

Orbits

Sig : Time :

Chief Timekeeper : Ian Sharp (SMART Timing)

www.mylaps.com

Results available at www.mylaps

SMRC Season Finale

Celtic Speed Mini Cooper Cup

Knockhill 1.267 miles

Race 131- 2nd Race

04/10/2015 16:15

Race (9 Laps) started at 15:58:00

Lap	Time of Day	Lap Tm	S1	S2	S3	S3Spd	SFSpd	Lap	Time of Day	Lap Tm	S1	S2	S3	S3Spd	SFSpd
4	16:02:28.339	1:06.046	21.517	24.775	19.754	86.368	73.342								
5	16:03:34.162	1:05.823	21.522	24.649	19.652	86.590	74.070								
6	16:04:39.729	1:05.567	20.792	24.924	19.851	85.162	72.943								
7	16:05:46.271	1:06.542	21.769	24.860	19.913	84.412	72.706								
8	16:06:52.388	1:06.117	21.198	24.847	20.072	84.095	72.081								
9	16:07:59.433	1:07.045	21.284	24.780	20.981	83.571	69.254								

(27) Lewis CARTER

1	15:59:30.969		42.339	20.569	71.467	74.399									
2	16:00:50.369	1:19.400	21.225	29.661	28.514	62.079	28.256								

Clerk of the Course :

Orbits

Sig : Time :

Chief Timekeeper : Ian Sharp (SMART Timing)

Results available at www.mylaps.com and www.smart-timing.co.uk

www.mylaps.com

Licensed to: SMART Timing

Printed: 04/10/2015 16:11:24

Page 2/2


Celtic Speed Mini Cooper Cup

Knockhill 1.267 miles

Race 131- 2nd Race

04/10/2015 16:15

Race (9 Laps) started at 15:58:00



Competitors	Laps									
	1	2	3	4	5	6	7	8	9	
Ian MUNRO (23)	1	23	70	70	70	70	70	70	70	70
Oliver MORTIMER (70)	2	70	23	23	23	23	23	23	23	23
Des WHEATLEY (5)	3	5	5	5	5	5	5	5	5	5
Jonny DREELAN (7)	4	7	7	7	7	7	7	7	7	7
Morgan MURRAY (11)	5	11	11	11	11	26	11	11	8	8
Hannah CHAPMAN (8)	6	8	26	26	26	11	26	8	11	47
Daniel DREELAN (6)	7	6	6	47	47	47	8	26	47	11
William BLAKE (26)	8	26	47	8	8	8	47	47	26	91
Robbie DALGLEISH (91)	9	91	91	91	12	12	91	91	91	26
Reis ROBERTSON (47)	10	47	8	6	91	91	6	6	6	6
Dominic WHEATLEY (12)	11	12	12	12	6	6	12	12	12	12
Callum DRYBURGH (30)	12	30	9	30	9	9	9	9	30	30
Martin McGEOUGH (9)	13	9	30	9	30	30	30	30	9	9
Taeler SHAND (96)	14	96	96	96	96	96	96	96	96	96
Lewis CARTER (27)	15	27	27							
-	16									

SMRC Season Finale

Sorted on Laps

Scottish Legends Championship

Knockhill 1.267 miles

Race 14 - Final - AMENDED RESULT

04/10/2015 16:35

Race (10 Laps) started at 16:14:12

Pos	No.	Name	Make/Model	CC	Class Code	Laps	Total Tm	Diff	Best Tm	In Lap	Best Speed
1	1	John PATERSON	Ford Coupe	1250	L	10	10:14.626		59.564	4	76.570
2	7	Alan FREELAND	Ford Coupe	1250	LT	10	10:15.463	0.837	59.898	4	76.143
3	6	David HUNTER	Ford Coupe	1250	L	10	10:18.767	4.141	59.753	5	76.328
4	37	Ivor GREENWOOD	Ford Coupe	1250	L	10	10:19.267	4.641	1:00.428	4	75.476
5	26	Scott HYNDS	Ford Coupe	1250	LT	10	10:19.568	4.942	1:00.312	7	75.621
6	58	Mark CUMMING	Ford Coupe	1250	L R	10	10:21.156	6.530	1:00.751	10	75.074
7	31	Euan McKAY	Chevy Sedan	1250	LT	10	10:22.273	7.647	1:00.429	10	75.474
8	17	Billy WAIT	Ford Coupe	1250	L	10	10:24.399	9.773	1:00.897	10	74.894
9	2	Steven McGILL	Ford Coupe	1250	L	10	10:24.597	9.971	1:00.462	7	75.433
10	3	Ryan McLEISH	Ford Coupe	1250	Guest	10	10:25.564	10.938	1:00.622	6	75.234
11	18	Gary LYNCH	Ford Coupe	1250	L	10	10:37.470	22.844	1:02.331	5	73.171
12	16	John BUSHBY	Chevy Sedan	1250	L	10	10:45.716	31.090	1:02.533	4	72.935

Not classified

DNF	82	Warren ALLAN	Ford Coupe	1250	L	9	9:28.682	DNF	1:00.524	6	75.356
DNF	5	Andrew DUNN	Ford Coupe	1250	LT R	4	4:57.598	DNF	1:02.121	3	73.419

Announcements

08/10/15 AMENDED RESULT : Car No's 3 - Re-classified.

Margin of Victory	Avg. Speed	Best Lap Tm	Best Speed	Best Lap by
0.837	74.205	59.564	76.570	1 - John PATERSON

Clerk of the Course :

Orbits

Sig : Time :

Chief Timekeeper : Ian Sharp (SMART Timing)

Results available at www.mylaps.com and www.smart-timing.co.uk

Printed: 08/10/2015 18:22:59



SMRC Season Finale

Scottish Legends Championship

Knockhill 1.267 miles

Race 14 - Final

04/10/2015 16:35

Race (10 Laps) started at 16:14:12

Lap	Time of Day	Lap Tm	S1	S2	S3	S3Spd	SFSpd
(1) John PATERSON							
1	16:15:21.635	1:07.890	26.039	23.856	17.995	99.714	87.722
2	16:16:22.422	1:00.787	19.626	22.917	18.244	100.310	88.068
3	16:17:22.624	1:00.202	19.656	22.782	17.764	102.454	88.884
4	16:18:22.188	59.564	19.473	22.443	17.648	100.310	90.198
5	16:19:23.187	1:00.999	20.207	22.533	18.259	98.398	89.957
6	16:20:24.323	1:01.136	20.678	22.499	17.959	101.987	90.077
7	16:21:25.267	1:00.944	20.107	22.626	18.211	98.688	87.952
8	16:22:25.903	1:00.636	19.967	22.774	17.895	100.914	89.002
9	16:23:26.319	1:00.416	19.787	22.688	17.941	98.688	87.153
10	16:24:26.646	1:00.327	19.646	22.581	18.100	98.688	87.380
(7) Alan FREELAND							
1	16:15:20.859	1:06.920	25.259	23.639	18.022	99.863	90.198
2	16:16:21.946	1:01.087	19.834	23.215	18.038	98.398	88.767
3	16:17:22.033	1:00.087	19.685	22.433	17.969	99.419	88.183
4	16:18:21.931	59.898	19.568	22.475	17.855	99.566	89.716
5	16:19:22.869	1:00.938	19.930	22.865	18.143	97.257	87.837
6	16:20:23.812	1:00.943	19.967	22.776	18.200	97.682	87.380
7	16:21:25.010	1:01.198	20.162	22.959	18.077	97.257	87.153
8	16:22:25.878	1:00.868	20.046	22.711	18.111	97.824	86.590
9	16:23:26.929	1:01.051	20.511	22.571	17.969	100.460	88.884
10	16:24:27.483	1:00.554	19.525	22.435	18.594	101.218	88.649
(6) David HUNTER							
1	16:15:22.390	1:07.967	25.884	23.983	18.100	101.832	90.932
2	16:16:22.639	1:00.249	19.490	22.796	17.963	101.678	91.552
3	16:17:23.272	1:00.633	19.715	22.920	17.998	101.987	85.706
4	16:18:23.721	1:00.449	19.891	22.410	18.148	102.611	90.077
5	16:19:23.474	59.753	19.361	22.542	17.850	101.371	92.308
6	16:20:24.391	1:00.917	20.173	22.534	18.210	101.524	90.198
7	16:21:25.435	1:01.044	20.303	22.554	18.187	101.371	91.928
8	16:22:26.258	1:00.823	20.279	22.492	18.052	102.454	89.716
9	16:23:29.850	1:03.592	21.806	23.753	18.033	99.566	88.532
10	16:24:30.787	1:00.937	19.500	23.009	18.428	99.419	87.380
(37) Ivor GREENWOOD							
1	16:15:23.610	1:07.140	24.631	24.217	18.292	100.914	91.677
2	16:16:25.413	1:01.803	20.159	23.759	17.885	100.310	92.562
3	16:17:25.914	1:00.501	19.572	22.726	18.203	103.084	89.836
4	16:18:26.342	1:00.428	19.481	22.954	17.993	102.768	90.809
5	16:19:27.109	1:00.767	19.550	23.105	18.112	99.863	88.884
6	16:20:27.802	1:00.693	19.553	22.998	18.142	99.419	89.002
7	16:21:28.599	1:00.797	19.485	23.162	18.150	99.419	89.477
8	16:22:29.318	1:00.719	19.791	22.849	18.079	99.863	89.239
9	16:23:30.451	1:01.133	20.010	23.042	18.081	100.460	89.836
10	16:24:31.287	1:00.836	19.621	23.051	18.164	100.161	89.477
(26) Scott HYNDIS							
1	16:15:22.996	1:07.214	24.646	24.127	18.441	100.914	91.802
2	16:16:24.869	1:01.873	20.341	23.244	18.288	96.419	89.358
3	16:17:25.990	1:01.121	19.674	23.022	18.425	100.611	87.952
4	16:18:26.524	1:00.534	19.598	22.911	18.025	102.454	90.320
5	16:19:27.685	1:01.161	20.379	22.718	18.064	99.125	89.002
6	16:20:28.936	1:01.251	19.732	23.498	18.021	96.143	88.299
7	16:21:29.248	1:00.312	19.747	22.533	18.032	99.566	88.419
8	16:22:29.658	1:00.410	19.609	22.760	18.041	100.310	88.649
9	16:23:30.527	1:00.869	19.918	23.040	17.911	101.524	91.303
10	16:24:31.588	1:01.061	19.726	22.970	18.365	100.161	89.002
(58) Mark CUMMING							
1	16:15:22.805	1:07.691	25.596	24.233	17.862	101.371	92.181
2	16:16:24.475	1:01.670	20.174	23.484	18.012	98.688	88.767
3	16:17:25.282	1:00.807	19.875	22.985	17.947	99.714	87.952
4	16:18:26.348	1:01.066	19.869	23.109	18.088	99.272	87.722
5	16:19:27.182	1:00.834	19.918	22.812	18.104	101.524	87.722
6	16:20:29.223	1:02.041	20.053	23.800	18.188	99.566	90.320
7	16:21:30.303	1:01.080	19.893	23.112	18.075	100.161	88.183
8	16:22:31.451	1:01.148	19.962	23.125	18.061	99.419	88.299
9	16:23:32.425	1:00.974	19.803	23.177	17.994	99.272	87.837
10	16:24:33.176	1:00.751	19.794	23.118	17.839	98.688	88.068
(31) Euan McKAY							

Lap	Time of Day	Lap Tm	S1	S2	S3	S3Spd	SFSpd
1	16:15:19.277	1:06.045	25.155	22.785	18.105	96.836	85.815
2	16:16:20.103	1:00.826	19.923	22.802	18.101	96.143	86.035
3	16:17:20.954	1:00.851	19.959	22.686	18.206	95.868	85.487
4	16:18:21.653	1:00.699	19.916	22.697	18.086	95.868	85.596
5	16:19:23.401	1:01.748	20.502	22.813	18.433	97.540	91.928
6	16:20:24.067	1:00.666	19.746	22.724	18.196	97.967	87.380
7	16:21:25.364	1:01.297	20.101	22.921	18.275	98.111	86.368
8	16:22:26.955	1:01.591	20.884	22.628	18.079	100.011	89.120
9	16:23:33.864	1:06.909	24.961	23.801	18.147	97.117	85.706
10	16:24:34.293	1:00.429	19.716	22.534	18.179	97.682	80.176
(17) Billy WAIT							
1	16:15:23.829	1:08.124	25.303	24.437	18.384	101.524	91.303
2	16:16:26.373	1:02.544	20.554	23.701	18.289	102.611	88.884
3	16:17:28.033	1:01.660	20.271	23.100	18.289	98.833	87.722
4	16:18:29.137	1:01.104	20.022	22.706	18.376	100.011	88.183
5	16:19:30.129	1:00.992	19.924	22.955	18.113	99.566	87.494
6	16:20:31.408	1:01.279	19.870	23.100	18.309	99.272	88.183
7	16:21:32.733	1:01.325	20.032	23.050	18.243	98.398	87.380
8	16:22:33.949	1:01.216	20.073	22.870	18.273	99.566	88.068
9	16:23:35.522	1:01.573	20.545	22.807	18.221	98.979	87.722
10	16:24:36.419	1:00.897	19.884	22.750	18.263	98.543	85.706
(2) Steven McGILL							
1	16:15:24.174	1:07.909	25.146	24.300	18.463	102.298	90.686
2	16:16:26.809	1:02.635	20.565	23.791	18.279	102.454	91.055
3	16:17:28.668	1:01.859	20.456	23.112	18.291	101.371	91.552
4	16:18:30.980	1:02.312	20.794	23.087	18.431	99.566	89.120
5	16:19:31.975	1:00.995	20.180	22.789	18.026	98.979	87.494
6	16:20:32.712	1:00.737	19.890	22.856	17.991	99.419	87.952
7	16:21:33.174	1:00.462	19.742	22.698	18.022	100.161	88.767
8	16:22:34.070	1:00.896	19.798	22.794	18.304	101.218	89.836
9	16:23:35.875	1:01.805	20.589	22.834	18.382	101.987	89.239
10	16:24:36.617	1:00.742	19.852	22.829	18.061	99.863	88.299
(3) Ryan McLEISH							
1	16:15:25.096	1:08.322	24.982	24.568	18.772	101.832	88.649
2	16:16:27.398	1:02.302	19.951	23.915	18.436	101.987	89.716
3	16:17:29.713	1:02.315	20.465	23.167	18.683	101.524	89.477
4	16:18:31.332	1:01.619	20.203	23.052	18.364	101.371	89.836
5	16:19:32.731	1:01.399	20.242	22.920	18.237	101.678	88.068
6	16:20:33.353	1:00.622	19.746	22.713	18.163	101.987	88.532
7	16:21:34.123	1:00.770	19.754	22.839	18.177	101.371	88.884
8	16:22:35.297	1:01.174	19.947	22.945	18.282	100.611	88.649
9	16:23:36.811	1:01.514	20.106	22.806	18.602	101.987	88.183
10	16:24:37.584	1:00.773	19.814	22.831	18.128	101.371	88.884
(18) Gary LYNCH							
1	16:15:22.701	1:10.299	27.208	24.351	18.740	99.419	87.494
2	16:16:26.816	1:04.115	21.380	23.896	18.839	99.125	87.380
3	16:17:29.651	1:02.835	20.833	23.335	18.667		

SMRC Season Finale

Scottish Legends Championship

Knockhill 1.267 miles

Race 14 - Final

04/10/2015 16:35

Race (10 Laps) started at 16:14:12

Lap	Time of Day	Lap Tm	S1	S2	S3	S3Spd	SFSpd	Lap	Time of Day	Lap Tm	S1	S2	S3	S3Spd	SFSpd
3	16:17:23.182	1:00.932	19.676	22.855	18.401	101.678	87.722								
4	16:18:23.707	1:00.525	19.519	22.801	18.205	99.419	87.952								
5	16:19:24.512	1:00.805	19.877	22.718	18.210	100.460	88.068								
6	16:20:25.036	1:00.524	19.827	22.791	17.906	99.272	87.952								
7	16:21:25.703	1:00.667	19.845	22.791	18.031	100.611	90.320								
8	16:22:26.871	1:01.168	20.222	22.751	18.195	99.714	89.239								
9	16:23:40.702	1:13.831	21.378	23.945	28.508	67.649	34.047								

(5) Andrew DUNN

1	16:15:23.369	1:09.061	25.753	24.855	18.453	98.111	89.957
2	16:16:26.391	1:03.022	20.752	24.203	18.067	101.678	89.002
3	16:17:28.512	1:02.121	20.697	23.019	18.405	99.714	89.957
4	16:19:09.618	1:41.106	21.234	23.576	56.296	99.714	38.216

Clerk of the Course :

Orbits

Sig : Time :

Chief Timekeeper : Ian Sharp (SMART Timing)

Results available at www.mylaps.com and www.smart-timing.co.uk

www.mylaps.com

Licensed to: SMART Timing

Printed: 04/10/2015 16:27:28

Page 2/2

Scottish Legends Championship

Knockhill 1.267 miles

Race 14 - Final

04/10/2015 16:35

Race (10 Laps) started at 16:14:12

Competitors	Laps											
	0	1	2	3	4	5	6	7	8	9	10	
Gary LYNCH (18)	1	18	31	31	31	31	7	7	7	7	1	1
John BUSHBY (16)	2	16	82	7	7	7	1	31	1	1	7	7
Warren ALLAN (82)	3	82	7	82	1	1	31	1	31	6	6	6
Euan McKAY (31)	4	31	1	1	82	82	6	6	6	82	37	37
John PATERSON (1)	5	1	16	6	6	6	82	82	82	31	26	26
Alan FREELAND (7)	6	7	6	58	58	37	37	37	37	37	58	58
Andrew DUNN (5)	7	5	18	26	37	58	58	26	26	26	31	31
David HUNTER (6)	8	6	58	16	26	26	26	58	58	58	17	17
Mark CUMMING (58)	9	58	26	37	17	17	17	17	17	17	2	2
Billy WAIT (17)	10	17	5	17	16	16	2	2	2	2	3	3
Scott HYNDS (26)	11	26	37	5	5	2	3	3	3	3	82	18
Steven McGILL (2)	12	2	17	2	2	3	16	18	18	18	18	16
Ivor GREENWOOD (37)	13	37	2	18	18	18	18	16	16	16	16	
Ryan McLEISH (3)	14	3	3	3	3	5						

SMRC Season Finale

Sorted on Laps

Scottish Fiesta Championship

Knockhill 1.267 miles

Race 15 - 2nd Race

04/10/2015 17:00

Race (12 Laps) started at 16:31:35

Pos	No.	Name	Make/Model	CC	Class Code	Laps	Total Tm	Diff	Best Tm	In Lap	Best Speed
1	7	Kevin WHYTE	Ford Fiesta ST	2000	ST	12	12:27.210		1:01.802	4	73.798
2	1	Wayne MacAULEY	Ford Fiesta ST	2000	ST	12	12:28.110	0.900	1:01.963	5	73.606
3	51	Chris MILFORD	Ford Fiesta ST	2000	ST	12	12:31.738	4.528	1:01.943	3	73.630
4	31	George ORR	Ford Fiesta ST	2000	ST	12	12:33.901	6.691	1:02.227	2	73.294
5	55	Stephen WARD	Ford Fiesta ST	2000	ST	12	12:44.220	17.010	1:03.048	4	72.339
6	61	Peter CRUICKSHANK	Ford Fiesta ST	2000	ST	12	12:45.271	18.061	1:02.889	8	72.522
7	37	Russell MORGAN	Ford Fiesta ST	2000	ST	12	12:46.238	19.028	1:03.057	4	72.329
8	24	Steven GRAY	Ford Fiesta XR2	1600	XR	12	12:50.941	23.731	1:03.522	10	71.799
9	14	John BALFOUR	Ford Fiesta ST	2000	ST	12	12:51.797	24.587	1:03.023	2	72.368
10	50	Jim DEANS	Ford Fiesta XR2	1600	XR	12	12:57.190	29.980	1:03.751	4	71.541
11	19	Josh ORR	Ford Fiesta XR2	1600	XRN	12	12:58.925	31.715	1:04.263	5	70.971
12	17	Gary WEBSTER	Ford Fiesta XR2	1600	XRN	12	13:08.408	41.198	1:04.709	4	70.482
13	18	Barry FARQUHARSON	Ford Fiesta XR2	1600	XRN	12	13:10.661	43.451	1:04.695	6	70.498
14	21	Annie BUTTERWORTH	Ford Fiesta XR2	1600	XRN	12	13:11.256	44.046	1:04.478	6	70.735
15	88	Cameron DALZIEL	Ford Fiesta ST	2000	Guest	12	13:26.899	59.689	1:05.217	4	69.933
16	69	Jade MAXWELL	Ford Fiesta XR2	1600	Guest	12	13:30.517	1:03.307	1:06.727	9	68.351
17	81	Graeme CUTHBERT	Ford Fiesta XR2	1600	XRN	11	12:43.709	1 Lap	1:07.896	3	67.174
18	28	David TAYLOR	Ford Fiesta XR2	1600	XRN	11	13:01.070	1 Lap	1:07.480	2	67.588
Not classified											
DNF	20	Chris McNEILL	Ford Fiesta XR2	1600	XRN	9	10:31.760	DNF	1:08.355	4	66.723

Announcements

New Track Record (1:03.522) for SMRC Ford Fiesta by Steven GRAY.

Margin of Victory	Avg. Speed	Best Lap Tm	Best Speed	Best Lap by
0.900	73.246	1:01.802	73.798	7 - Kevin WHYTE

Clerk of the Course :

Orbits

Sig : Time :

Chief Timekeeper : Ian Sharp (SMART Timing)

Results available at www.mylaps.com and www.smart-timing.co.uk

Printed: 08/10/2015 18:41:44



SMRC Season Finale

Scottish Fiesta Championship

Knockhill 1.267 miles

Race 15 - 2nd Race

04/10/2015 17:00

Race (12 Laps) started at 16:31:35

Lap	Time of Day	Lap Tm	S1	S2	S3	S3Spd	SFSpd
(7) Kevin WHYTE							
1	16:32:36.655			23.280	18.798	92.818	81.639
2	16:33:38.770	1:02.115	20.370	23.137	18.608	92.947	80.658
3	16:34:40.806	1:02.036	19.975	23.360	18.701	92.947	80.176
4	16:35:42.608	1:01.802	19.971	23.132	18.699	92.947	80.272
5	16:36:44.608	1:02.000	20.076	23.212	18.712	92.435	80.176
6	16:37:46.576	1:01.968	20.095	23.115	18.758	92.308	79.795
7	16:38:49.174	1:02.598	20.350	23.444	18.804	91.552	79.417
8	16:39:51.487	1:02.313	20.117	23.313	18.883	91.802	79.606
9	16:40:54.324	1:02.837	20.261	23.531	19.045	91.055	79.417
10	16:41:56.965	1:02.641	20.478	23.331	18.832	92.054	79.890
11	16:42:59.430	1:02.465	20.075	23.505	18.885	91.552	79.511
12	16:44:02.210	1:02.780	20.161	23.699	18.920	91.802	79.230

Lap	Time of Day	Lap Tm	S1	S2	S3	S3Spd	SFSpd
(1) Wayne MacAULEY							
1	16:32:36.490			23.311	19.098	91.928	81.343
2	16:33:39.097	1:02.607	20.144	23.284	19.179	92.308	80.950
3	16:34:41.255	1:02.158	20.040	23.233	18.885	93.465	80.853
4	16:35:43.438	1:02.183	20.017	23.266	18.900	92.947	80.465
5	16:36:45.401	1:01.963	19.899	23.170	18.894	92.818	80.176
6	16:37:47.662	1:02.261	20.119	23.183	18.959	92.562	80.081
7	16:38:49.989	1:02.327	20.060	23.255	19.012	92.308	80.368
8	16:39:52.371	1:02.382	20.086	23.321	18.975	92.947	80.368
9	16:40:54.778	1:02.407	20.082	23.340	18.985	92.818	80.368
10	16:41:57.927	1:03.149	20.277	23.679	19.193	91.802	79.606
11	16:43:00.584	1:02.657	20.054	23.546	19.057	92.181	80.081
12	16:44:03.110	1:02.526	19.978	23.398	19.150	92.308	77.402

Lap	Time of Day	Lap Tm	S1	S2	S3	S3Spd	SFSpd
(51) Chris MILFORD							
1	16:32:37.978			23.904	18.817	93.726	81.441
2	16:33:40.557	1:02.579	20.576	23.222	18.781	93.076	81.639
3	16:34:42.500	1:01.943	20.020	23.151	18.772	93.988	81.938
4	16:35:44.906	1:02.406	20.108	23.445	18.853	93.726	81.441
5	16:36:47.115	1:02.209	20.079	23.151	18.979	93.205	81.540
6	16:37:49.505	1:02.390	20.098	23.225	19.067	91.427	81.540
7	16:38:52.331	1:02.826	20.389	23.442	18.995	92.947	79.136
8	16:39:55.259	1:02.928	20.296	23.455	19.177	92.435	81.441
9	16:40:57.795	1:02.536	20.282	23.331	18.923	92.562	81.441
10	16:42:01.292	1:03.497	20.166	24.402	18.929	92.054	81.048
11	16:43:03.992	1:02.700	20.400	23.460	18.840	92.308	80.950
12	16:44:06.738	1:02.746	20.149	23.722	18.875	92.308	80.853

Lap	Time of Day	Lap Tm	S1	S2	S3	S3Spd	SFSpd
(31) George ORR							
1	16:32:37.702			23.443	18.950	91.928	79.323
2	16:33:39.929	1:02.227	20.044	23.270	18.913	92.562	79.606
3	16:34:42.197	1:02.268	19.863	23.426	18.979	92.435	79.890
4	16:35:44.519	1:02.322	19.991	23.325	19.006	91.928	79.700
5	16:36:46.751	1:02.232	19.889	23.335	19.008	91.552	79.606
6	16:37:49.294	1:02.543	19.899	23.551	19.093	91.179	79.417
7	16:38:52.116	1:02.822	20.261	23.367	19.194	91.427	79.136
8	16:39:54.880	1:02.764	20.113	23.577	19.074	91.427	79.511
9	16:40:57.372	1:02.492	20.093	23.286	19.113	91.677	80.081
10	16:42:02.514	1:05.142	20.073	25.640	19.429	88.299	79.043
11	16:43:05.315	1:02.801	20.292	23.372	19.137	91.427	79.511
12	16:44:08.901	1:03.586	20.187	23.422	19.977	91.552	66.312

Lap	Time of Day	Lap Tm	S1	S2	S3	S3Spd	SFSpd
(55) Stephen WARD							
1	16:32:38.826			23.798	18.988	90.077	79.985
2	16:33:42.134	1:03.308	20.482	23.755	19.071	87.494	78.950
3	16:34:45.209	1:03.075	20.358	23.677	19.040	79.136	79.136
4	16:35:48.257	1:03.048			19.093		79.136
5	16:36:51.544	1:03.287		23.620	18.955	90.198	79.511
6	16:37:55.084	1:03.540	20.637	23.608	19.295	78.765	78.765
7	16:38:58.793	1:03.709	20.761	23.739	19.209	89.120	79.511
8	16:40:02.605	1:03.812	20.787	23.772	19.253	89.239	79.985
9	16:41:06.037	1:03.432	20.599	23.537	19.296	78.765	78.765
10	16:42:09.520	1:03.483	20.670	23.594	19.219		79.417
11	16:43:15.829	1:06.309	21.300	25.801	19.208		79.985
12	16:44:19.220	1:03.391	20.710	23.652	19.029	90.077	79.700

Lap	Time of Day	Lap Tm	S1	S2	S3	S3Spd	SFSpd
(61) Peter CRUICKSHANK							
1	16:32:40.512			24.485	19.177	90.809	80.853
2	16:33:44.375	1:03.863	20.906	23.726	19.231	92.181	80.755

Lap	Time of Day	Lap Tm	S1	S2	S3	S3Spd	SFSpd
3	16:34:47.586	1:03.211	20.317	23.706	19.188	92.818	79.985
4	16:35:50.991	1:03.405	20.632	23.549	19.224	91.677	79.700
5	16:36:54.067	1:03.076	20.287	23.555	19.234	92.435	79.606
6	16:37:57.580	1:03.513	20.458	23.918	19.137	91.677	79.890
7	16:39:01.292	1:03.712	20.678	23.810	19.224	91.427	80.176
8	16:40:04.181	1:02.889	20.199	23.641	19.049	91.802	79.323
9	16:41:07.917	1:03.736	20.565	23.591	19.580	91.802	78.672
10	16:42:12.461	1:04.544	20.764	24.150	19.630	90.077	78.305
11	16:43:16.981	1:04.520	20.836	24.311	19.373	90.198	79.606
12	16:44:20.271	1:03.290	20.388	23.751	19.151	91.427	78.032

Lap	Time of Day	Lap Tm	S1	S2	S3	S3Spd	SFSpd
(37) Russell MORGAN							
1	16:32:40.239			24.222	19.577	91.179	77.941
2	16:33:44.017	1:03.778	20.794	23.824	19.160	90.198	79.230
3	16:34:47.291	1:03.274	20.333	23.567	19.374	91.055	78.397
4	16:35:50.348	1:03.057	20.313	23.374	19.370	91.427	78.950
5	16:36:53.545	1:03.197	20.249	23.669	19.279	90.442	78.950
6	16:37:57.259	1:03.714	20.700	23.751	19.263	90.809	78.580
7	16:39:00.691	1:03.432	20.546	23.722	19.164	90.932	78.397
8	16:40:03.953	1:03.262	20.468	23.633	19.161	90.932	79.136
9	16:41:08.028	1:04.075	20.431	23.795	19.849	91.179	76.782
10	16:42:13.097	1:05.069	21.322	23.899	19.848	90.077	78.305
11	16:43:17.540	1:04.443	20.924	24.200	19.319	89.477	78.397
12	16:44:21.238	1:03.698	20.557	23.736	19.405	89.120	78.032

Lap	Time of Day	Lap Tm	S1	S2	S3	S3Spd	SFSpd
(24) Steven GRAY							
1	16:32:41.997			24.398	20.199	86.814	75.402
2	16:33:47.051	1:05.054	21.248	23.936	19.870	87.153	75.317
3	16:34:50.897	1:03.846	20.817	23.586	19.443	87.380	75.064
4	16:35:54.775	1:03.878	20.749	23.615	19.514	87.380	75.233
5	16:36:58.448	1:03.673	20.640	23.527	19.506	87.380	75.064
6	16:38:02.163	1:03.715	20.645	23.655	19.415	86.814	74.730
7	16:39:05.836	1:03.673	20.624	23.435	19.614	87.494	75.148
8	16:40:09.575	1:03.739	20.677	23.484	19.578	87.040	75.402
9	16:41:13.418	1:03.843	20.642	23.679	19.522	86.479	74.981
10	16:42:16.940	1:03.522	20.651	23.447	19.424	86.590	75.233
11	16:43:21.141	1:04.201	20.945	23.639	19.617	87.837	75.148
12	16:44:25.941	1:04.800	21.164	23.913	19.723	87.040	72.627

Lap	Time of Day	Lap Tm	S1	S2	S3	S3Spd	SFSpd
(14) John BALFOUR							
1	16:32:39.731			24.102	19.313	92.562	80.658
2	16:33:						

SMRC Season Finale

Scottish Fiesta Championship

Knockhill 1.267 miles

Race 15 - 2nd Race

04/10/2015 17:00

Race (12 Laps) started at 16:31:35

Lap	Time of Day	Lap Tm	S1	S2	S3	S3Spd	SFSpd	Lap	Time of Day	Lap Tm	S1	S2	S3	S3Spd	SFSpd	
7	16:39:10.754	1:04.521	20.799	23.983	19.739	85.596	74.070	11	16:43:58.465	1:09.105	22.246	26.415	20.444	83.989	72.549	
8	16:40:15.352	1:04.598	20.844	23.921	19.833	85.925	74.399	12	16:45:05.517	1:07.052	21.697	24.702	20.653	83.675	72.470	
9	16:41:19.828	1:04.476	20.737	23.905	19.834	85.270	74.647	(81) Graeme CUTHBERT								
10	16:42:24.847	1:05.019	20.944	24.336	19.739	85.054	74.152	1	16:32:47.802				26.121	20.820	82.341	72.081
11	16:43:29.380	1:04.533	20.869	23.878	19.786	85.270	74.316	2	16:33:57.066	1:09.264	22.524	25.770	20.970	82.341	72.785	
12	16:44:33.925	1:04.545	20.820	23.939	19.786	84.625	73.502	3	16:35:04.962	1:07.896	22.310	25.348	20.238	84.200	72.470	
(17) Gary WEBSTER								4	16:36:13.177	1:08.215	22.421	25.260	20.534	83.571	72.627	
1	16:32:44.481			25.643	20.359	83.260	74.152	5	16:37:23.313	1:10.136	23.183	26.302	20.651	84.095	72.864	
2	16:33:52.272	1:07.791	22.120	25.057	20.614	85.379	73.989	6	16:38:31.893	1:08.580	23.037	25.344	20.199	83.260	72.627	
3	16:34:58.025	1:05.753	21.418	24.463	19.872	87.266	74.897	7	16:39:40.179	1:08.286	22.245	25.583	20.458	81.938	72.864	
4	16:36:02.734	1:04.709	20.886	24.036	19.787	86.590	74.564	8	16:40:48.315	1:08.136	22.331	25.425	20.380	82.341	72.706	
5	16:37:07.669	1:04.935	21.080	24.005	19.850	86.368	74.564	9	16:41:59.009	1:10.694	22.342	25.582	22.770	81.540	71.467	
6	16:38:12.493	1:04.824	20.956	24.014	19.854	85.162	74.316	10	16:43:09.633	1:10.624	23.386	26.753	20.485	82.039	72.864	
7	16:39:17.430	1:04.937	20.881	24.255	19.801	86.146	74.481	11	16:44:18.709	1:09.076	22.230	26.416	20.430	83.260	72.706	
8	16:40:22.328	1:04.898	20.971	24.084	19.843	86.368	74.399	(28) David TAYLOR								
9	16:41:27.590	1:05.262	20.936	24.267	20.059	85.706	74.234	1	16:32:47.654				26.001	20.562	85.054	73.422
10	16:42:32.888	1:05.298	20.980	24.324	19.994	86.035	75.064	2	16:33:55.134	1:07.480	21.951	25.269	20.260	85.596	73.826	
11	16:43:38.148	1:05.260	20.988	24.524	19.748	85.925	74.152	3	16:35:03.818	1:08.684	22.201	26.262	20.221	84.200	74.399	
12	16:44:43.408	1:05.260	20.980	24.322	19.958	85.596	74.481	4	16:36:12.882	1:09.064	22.604	25.779	20.681	84.518	72.785	
(18) Barry FARQUHARSON								5	16:37:23.422	1:10.540	23.112	26.331	21.097	83.885	73.907	
1	16:32:44.752			25.587	20.394	83.780	74.481	6	16:38:32.688	1:09.266	23.356	25.582	20.328	85.379	72.943	
2	16:33:52.190	1:07.438			20.611	81.244	73.182	7	16:39:45.845	1:13.157	25.452	26.663	21.042	83.571	72.314	
3	16:34:58.501	1:06.311	21.868	24.564	19.879	87.722	74.399	8	16:40:56.398	1:10.553	22.558	27.130	20.865	79.136	72.549	
4	16:36:03.662	1:05.161	20.949	24.158	20.054	87.153	72.549	9	16:42:06.904	1:10.506	23.233	27.012	20.261	83.989	73.664	
5	16:37:08.732	1:05.070	21.042	23.988	20.040	86.814	73.502	10	16:43:22.761	1:15.857	24.344	28.800	22.713	68.617	70.938	
6	16:38:13.427	1:04.695	20.744	23.959	19.992	86.702	73.907	11	16:44:36.070	1:13.309	23.902	27.672	21.735	78.672	70.789	
7	16:39:18.669	1:05.242	20.719	24.313	20.210	87.837	74.234	(20) Chris McNEILL								
8	16:40:23.754	1:05.085	20.821	24.261	20.003	87.153	73.745	1	16:32:48.648				26.541	20.636	84.306	74.564
9	16:41:30.072	1:06.318	20.886	25.096	20.336	85.487	73.664	2	16:33:58.317	1:09.669	23.382	26.069	20.218	84.732	74.564	
10	16:42:35.199	1:05.127	21.021	24.194	19.912	86.590	74.399	3	16:35:07.270	1:08.953	22.656	26.047	20.250	83.989	72.943	
11	16:43:40.531	1:05.332	21.121	24.222	19.989	86.927	74.152	4	16:36:15.625	1:08.355	22.505	25.757	20.093	84.625	75.064	
12	16:44:45.661	1:05.130	20.915	24.246	19.969	86.146	74.070	5	16:37:24.478	1:08.853	22.552	26.101	20.200	85.054	74.897	
(21) Annie BUTTERWORTH								6	16:38:33.667	1:09.189	22.783	26.354	20.052	84.412	73.826	
1	16:32:45.923			25.689	20.206	85.815	73.182	7	16:39:42.458	1:08.791	22.520	26.094	20.177	83.363	73.102	
2	16:33:52.607	1:06.684			20.730	86.257	73.342	8	16:40:52.329	1:09.871	22.800	26.321	20.750	83.260	72.159	
3	16:34:58.725	1:06.118	21.626	24.658	19.834	87.608	74.070	9	16:42:06.760	1:14.431	24.367	28.671	21.393	77.941	72.236	
4	16:36:03.808	1:05.083	21.258	23.853	19.972	87.722	74.152	(88) Cameron DALZIEL								
5	16:37:09.266	1:05.458	21.367	23.786	20.305	87.266	70.565	1	16:32:48.490				26.113	20.278	89.120	77.313
6	16:38:13.744	1:04.478	21.009	23.755	19.714	88.183	74.647	2	16:33:55.704	1:07.214	22.728	25.070	19.416	90.320	80.081	
7	16:39:21.719	1:07.975	22.743	25.321	19.911	85.925	74.399	3	16:35:02.637	1:06.933	22.073	25.376	19.484	90.564	79.230	
8	16:40:26.500	1:04.781	20.996	23.925	19.860	87.153	74.234	4	16:36:07.854	1:05.217	21.239	24.158	19.820	91.552	76.345	
9	16:41:31.488	1:04.988	21.049	24.080	19.859	86.927	73.664	5	16:37:13.826	1:05.972	21.691	24.265	20.016	89.716	76.782	
10	16:42:36.470	1:04.982	21.045	24.139	19.798	86.479	74.481	6	16:38:20.336	1:06.510	21.763	24.626	20.121	88.068	78.488	
11	16:43:41.373	1:04.903	21.035	23.877	19.991	86.702	74.152	7	16:39:26.489	1:06.153	21.776	24.522	19.855	89.596	79.043	
12	16:44:46.256	1:04.883	20.951	24.203	19.729		73.826	8	16:40:31.920	1:05.431	21.589	24.140	19.702	91.427	78.397	
(89) Jade MAXWELL								9	16:41:38.987	1:07.067	22.036	25.007	20.024	88.183	77.135	
1	16:32:46.375			25.675	20.887	82.849	73.182	10	16:42:45.926	1:06.939	22.134	24.959	19.846	88.416	76.259	
2	16:33:53.743	1:07.368	22.078	24.799	20.491	83.989	72.627	11	16:43:55.921	1:09.995	23.137	26.887	19.971	90.442	76.259	
3	16:35:01.125	1:07.382	22.031	24.953	20.398	84.306	72.785	12	16:45:01.899	1:05.978	21.923	24.686	19.369	89.836	77.313	
4	16:36:08.084	1:06.959	21.690	24.818	20.451	84.306	72.627	(69) Jade MAXWELL								
5	16:37:14.840	1:06.756	21.854	24.747	20.155	84.625	73.102	1	16:32:46.375				25.675	20.887	82.849	73.182
6	16:38:21.576	1:06.736	21.833	24.425	20.478	84.518	72.943	2	16:33:53.743	1:07.368	22.078	24.799	20.491	83.989	72.627	
7	16:39:28.486	1:06.910	21.941	24.684	20.285	84.839	73.989	3	16:35:01.125	1:07.382	22.031	24.953	20.398	84.306	72.785	
8	16:40:35.636	1:07.150	21.947	24.784	20.419	84.095	72.943	4	16:36:08.084	1:06.959	21.690	24.818	20.451	84.306	72.627	
9	16:41:42.363	1:06.727	21.810	24.569	20.348	84.306	73.102	5	16:37:14.840	1:06.756	21.854	24.747	20.155	84.625	73.102	
10	16:42:49.360	1:06.997	21.980	24.725	20.292	84.095	72.864	6	16:38:21.576	1:06.736	21.833	24.425	20.478	84.518	72.943	

Clerk of the Course :

Orbits

Sig : Time :

Chief Timekeeper : Ian Sharp (SMART Timing)

www.mylaps.com

Results available at www.mylaps.com and www.smart-timing.co.uk

Licensed to: SMART Timing

Printed: 04/10/2015 16:47:11

Page 2/2

Scottish Fiesta Championship

Knockhill 1.267 miles

Race 15 - 2nd Race

04/10/2015 17:00

Race (12 Laps) started at 16:31:35

Competitors	Laps											
	1	2	3	4	5	6	7	8	9	10	11	12
Wayne MacAULEY (1)	1	1	7	7	7	7	7	7	7	7	7	7
Kevin WHYTE (7)	2	7	1	1	1	1	1	1	1	1	1	1
George ORR (31)	3	31	31	31	31	31	31	31	31	31	51	51
Chris MILFORD (51)	4	51	51	51	51	51	51	51	51	51	31	31
Stephen WARD (55)	5	55	55	55	55	55	55	55	55	55	55	55
John BALFOUR (14)	6	14	14	14	14	14	14	14	14	14	61	61
Russell MORGAN (37)	7	37	37	37	37	37	37	37	37	61	14	37
Peter CRUICKSHANK (61)	8	61	61	61	61	61	61	61	61	37	37	14
Steven GRAY (24)	9	24	24	24	24	24	24	24	24	24	24	14
Jim DEANS (50)	10	50	50	50	50	50	50	50	50	50	50	50
Josh ORR (19)	11	19	19	19	19	19	19	19	19	19	19	19
Gary WEBSTER (17)	12	17	18	17	17	17	17	17	17	17	17	17
Barry FARQUHARSON (18)	13	18	17	18	18	18	18	18	18	18	18	18
Annie BUTTERWORTH (21)	14	21	21	21	21	21	21	21	21	21	21	21
Jade MAXWELL (69)	15	69	69	69	88	88	88	88	88	88	88	88
David TAYLOR (28)	16	28	28	88	69	69	69	69	69	69	69	69
Graeme CUTHBERT (81)	17	81	88	28	28	81	81	81	81	81	81	81
Cameron DALZIEL (88)	18	88	81	81	81	28	28	20	20	20	28	28
Chris McNEILL (20)	19	20	20	20	20	20	20	28	28	28		

Clerk of the Course :

Orbits

Sig : Time :

Chief Timekeeper : Ian Sharp (SMART Timing)

Results available at www.mylaps.com and www.smart-timing.co.ukwww.mylaps.com

Licensed to: SMART Timing

Printed: 04/10/2015 16:47:31

SMRC Season Finale**Sorted on Laps**

Scottish FF1600 Championship

Knockhill 1.267 miles

Race 16 - 2nd Race

04/10/2015 17:20

Race (12 Laps) started at 16:52:53

Pos	No.	Name	Make/Model	CC	Class Code	Laps	Total Tm	Diff	Best Tm	In Lap	Best Speed
1	78	Adam MacKAY	Ray GR14	1600	FF16A	12	11:14.123		55.339	8	82.416
2	25	Neil MacLENNAN	Ray GR09	1600	FF16A-N	12	11:14.230	0.107	55.036	11	82.870
3	50	Jamie THORBURN	Ray GR15	1600	FF16A-N	12	11:15.682	1.559	55.681	8	81.910
4	92	Matthew CHISHOLM	Van Diemen RF92	1600	FF16B	12	11:17.371	3.248	55.600	8	82.029
5	6	Sebastian MELROSE	Ray GR14	1600	FF16A-N	12	11:26.530	12.407	56.384	7	80.889
6	55	Sam McKENZIE	Ray GR08	1600	Guest	12	11:26.872	12.749	56.340	6	80.952
7	70	David THORBURN	Ray GR15	1600	FF16A	12	11:38.619	24.496	57.134	6	79.827
8	3	Neil BROOME	Swift SC93C	1600	FF16B	12	11:39.233	25.110	56.632	8	80.535
9	79	Phil HOOKER	Ray GR14	1600	FF16A-N	12	11:42.605	28.482	57.498	11	79.322
10	77	Fraser GRAY	Ray GR14	1600	FF16A-N	12	11:50.971	36.848	57.808	12	78.896
11	41	Colin TURNER	Van Diemen RF93	1600	FF16B	12	11:51.644	37.521	57.614	8	79.162
12	16	Ivor MAIRS	Mondiale	1600	FF16B	12	11:52.618	38.495	57.726	8	79.008

Announcements

New Track Record (55.600) for SMRC FF1600 (B) by Matthew CHISHOLM.

Margin of Victory	Avg. Speed	Best Lap Tm	Best Speed	Best Lap by
0.107	81.187	55.036	82.870	25 - Neil MacLENNAN

Clerk of the Course :

Orbits

Sig : Time :

Chief Timekeeper : Ian Sharp (SMART Timing)

www.mylaps.com

Results available at www.mylaps.com and www.smart-timing.co.uk

Licensed to: SMART Timing

Printed: 04/10/2015 17:06:51

SMRC Season Finale

Scottish FF1600 Championship

Knockhill 1.267 miles

Race 16 - 2nd Race

04/10/2015 17:20

Race (12 Laps) started at 16:52:53

Lap	Time of Day	Lap Tm	S1	S2	S3	S3Spd	SFSpd	Lap	Time of Day	Lap Tm	S1	S2	S3	S3Spd	SFSpd
(78) Adam MacKAY															
1	16:53:52.202			21.209	16.823	104.043	91.055	3	16:55:49.466	56.467	18.325	21.131	17.011	104.366	89.836
2	16:54:48.207	56.005	18.267	20.947	16.791	104.529	91.427	4	16:56:45.885	56.419	18.201	21.225	16.993	104.366	90.077
3	16:55:43.786	55.579	18.009	20.847	16.723	104.856	91.677	5	16:57:42.494	56.609	18.346	21.272	16.991	104.204	89.957
4	16:56:39.835	56.049	18.294	20.918	16.837	105.020	91.928	6	16:58:38.834	56.340	18.255	21.204	16.881	104.366	90.564
5	16:57:35.654	55.819	18.174	20.872	16.773	105.349	92.181	7	16:59:35.279	56.445	18.147	21.359	16.939	104.692	90.809
6	16:58:32.034	56.380	18.366	20.997	17.017	105.681	93.335	8	17:00:31.848	56.569	18.336	21.297	16.936	104.204	90.320
7	16:59:28.421	56.387	18.811	20.850	16.726	106.520	93.988	9	17:01:28.438	56.590	18.375	21.278	16.937	104.043	90.564
8	17:00:23.760	55.339	18.126	20.732	16.481	107.201	94.120	10	17:02:25.529	57.091	18.527	21.564	17.000	103.721	90.320
9	17:01:20.225	56.465	18.248	21.262	16.955	104.366	91.928	11	17:03:22.978	57.449	18.578	21.891	16.980	103.721	90.686
10	17:02:16.027	55.802	18.151	20.885	16.766	105.515	92.435	12	17:04:19.950	56.972	18.352	21.604	17.016	104.366	91.055
11	17:03:11.449	55.422	18.019	20.740	16.663	105.848	92.435	(70) David THORBURN							
12	17:04:07.201	55.752	18.036	20.856	16.860	105.515	92.818	1	16:53:57.223			21.781	17.270	104.204	88.416
(25) Neil MacLENNAN								2	16:54:55.009	57.786	19.137	21.498	17.151	104.856	90.932
1	16:53:52.513		21.108	16.826	105.020	92.308	3	16:55:52.647	57.638	18.792	21.607	17.239	104.692	90.320	
2	16:54:48.544	56.031	18.187	21.071	16.773	105.349	92.818	4	16:56:50.817	58.170	19.224	21.651	17.295	105.184	89.716
3	16:55:43.973	55.429	17.929	20.846	16.654	105.848	93.076	5	16:57:48.116	57.299	18.656	21.425	17.218	103.242	90.320
4	16:56:39.979	56.006	18.304	20.876	16.826	106.520	93.205	6	16:58:45.250	57.134	18.405	21.498	17.231	103.721	90.198
5	16:57:35.788	55.809	18.283	20.777	16.749	106.520	93.465	7	16:59:42.742	57.492	18.716	21.733	17.043	103.084	90.686
6	16:58:31.943	56.155	18.315	21.170	16.670	106.689	92.054	8	17:00:39.903	57.161	18.490	21.534	17.137	103.402	90.077
7	16:59:28.200	56.257	18.700	20.945	16.612	104.692	92.054	9	17:01:37.207	57.304	18.679	21.304	17.321	103.561	89.957
8	17:00:23.639	55.439	18.150	20.725	16.564	104.692	92.308	10	17:02:35.426	58.219	18.551	22.437	17.231	102.454	90.198
9	17:01:20.356	56.717	18.572	21.159	16.986	105.848	93.076	11	17:03:33.459	58.033	18.672	21.985	17.376	101.066	90.198
10	17:02:16.807	56.451	18.214	20.874	17.363	106.689	92.435	12	17:04:31.697	58.238	18.992	21.947	17.299	102.298	89.957
11	17:03:11.843	55.036	17.838	20.723	16.475	106.520	93.595	(3) Neil BROOME							
12	17:04:07.308	55.465	17.825	20.844	16.796	107.030	93.857	1	16:53:57.043			21.760	17.432	102.926	89.836
(50) Jamie THORBURN								2	16:54:54.734	57.691	18.915	21.587	17.189	102.926	89.716
1	16:53:52.993		21.052	16.756	106.351	92.562	3	16:55:52.159	57.425	18.830	21.325	17.270	103.721	89.477	
2	16:54:49.299	56.306	18.382	21.169	16.755	106.015	92.947	4	16:56:50.932	58.773	19.523	21.682	17.568	102.611	89.836
3	16:55:45.762	56.463	18.372	21.252	16.839	104.692	91.802	5	16:57:48.657	57.725	18.831	21.517	17.377	103.561	89.957
4	16:56:41.962	56.200	18.419	21.081	16.700	105.184	92.054	6	16:58:45.505	56.848	18.547	21.241	17.060	104.204	91.677
5	16:57:38.032	56.070	18.296	21.038	16.736	105.515	92.181	7	16:59:43.381	57.876	18.704	22.207	16.965	102.298	90.686
6	16:58:34.039	56.007	18.297	20.982	16.728	105.681	92.562	8	17:00:40.013	56.632	18.428	21.097	17.107	104.856	90.809
7	16:59:30.001	55.962	18.197	21.037	16.728	105.349	92.562	9	17:01:37.503	57.490	19.046	21.264	17.180	104.043	91.552
8	17:00:25.682	55.681	18.101	20.966	16.614	105.681	93.076	10	17:02:35.648	58.145	18.536	22.345	17.264	104.366	91.552
9	17:01:21.454	55.772	18.124	20.993	16.655	105.848	93.205	11	17:03:33.584	57.936	18.675	21.880	17.381	102.298	90.077
10	17:02:17.181	55.727	18.126	21.014	16.587	106.183	93.857	12	17:04:32.311	58.727	19.137	21.800	17.790	103.721	86.814
11	17:03:12.883	55.702	18.051	20.959	16.692	106.183	92.947	(79) Phil HOOKER							
12	17:04:08.760	55.877	18.144	20.996	16.737	105.848	92.690	1	16:53:59.527			22.424	17.722	102.926	89.836
(92) Matthew CHISHOLM								2	16:54:57.986	58.459	19.114	21.970	17.375	103.561	90.320
1	16:53:54.624		21.511	17.114	103.084	90.077	3	16:55:56.055	58.069	18.748	22.151	17.170	103.561	90.932	
2	16:54:51.526	56.902	18.485	21.340	17.077	103.561	89.716	4	16:56:54.138	58.083	18.768	22.127	17.188	103.402	91.303
3	16:55:47.998	56.472	18.539	21.115	16.818	104.204	90.320	5	16:57:52.174	58.036	18.817	22.107	17.112	104.204	91.303
4	16:56:44.352	56.354	18.183	21.299	16.872	104.043	90.442	6	16:58:50.074	57.900	18.881	21.917	17.102	104.366	91.427
5	16:57:40.300	55.948	18.239	20.991	16.718	104.366	90.809	7	16:59:47.617	57.543	18.678	21.708	17.157	104.366	91.427
6	16:58:36.132	55.832	18.131	21.019	16.682	104.366	91.179	8	17:00:45.316	57.699	18.694	21.883	17.122	104.204	91.303
7	16:59:31.906	55.774	18.235	20.947	16.592	104.043	90.932	9	17:01:42.864	57.548	18.667	21.764	17.117	104.692	91.303
8	17:00:27.506	55.600	18.036	20.893	16.671	104.366	91.928	10	17:02:40.501	57.637	18.578	21.961	17.098	104.366	91.427
9	17:01:23.149	55.643	18.091	20.869	16.683	104.529	91.179	11	17:03:37.999	57.498	18.615	21.726	17.157	103.882	91.179
10	17:02:18.938	55.789	18.159	21.014	16.616	105.515	91.055	12	17:04:35.683	57.684	18.638	21.866	17.180	104.043	91.427
11	17:03:14.773	55.835	18.051	21.166	16.618	104.204	91.552	(77) Fraser GRAY							
12	17:04:10.449	55.676	17.975	20.921	16.780	104.366	91.179	1	16:54:00.314		23.569	22.463	18.039	104.043	91.427
(6) Sebastian MELROSE								2	16:54:59.266	58.952	19.214	22.283	17.455	103.721	91.677
1	16:53:55.338		21.508	17.021	105.681	91.303	3	16:55:58.877	59.611	19.531	22.207	17.873	103.242	90.077	
2	16:54:52.237	56.899	18.770	21.244	16.885	105.848	91.677	4	16:56:56.696	57.819	19.041	21.607	17.171	104.856	92.947
3	16:55:48.854	56.617	18.615	21.160	16.842	105.681	91.802	5	16:57:55.901	59.205	19.576	22.309	17.320	104.366	90.442
4	16:56:45.363	56.509	18.465	21.267	16.777	105.349	91.928	6	16:58:54.049	58.148	18.849	22.056	17.243	102.926	91.427
5	16:57:41.922	56.559	18.564	21.150	16.845	105.848	91.928	7	16:59:51.872	57.823	18.909	21.747	17.167	103.402	91.552
6	16:58:38.383	56.461	18.534	21.121	16.806	105.681	91.928	8	17:00:50.189	58.317	18.860	22.049	17.408	103.242	90.932
7	16:59:34.767	56.384	18.323	21.283	16.778	105.848	92.308	9	17:01:49.606	59.417	19.197	22.738	17.482	103.084	91.055
8	17:00:31.355	56.588	18.467	21.255	16.866	105.681	92.308	10	17:02:48.125	58.519	18.922	21.839	17.758	103.561	84.946
9	17:01:28.001	56.646	18.558	21.164	16.924	105.349	91.677	11	17:03:46.241	58.116	19.055	21.781	17.280	104.692	91.179
10	17:02:25.023	57.022	18.707	21.537	16.778	105.681	92.054	12	17:04:44.049	57.808	18.699	21.904	17.205	103.561	91.677
11	17:03:22.473	57.450	18.894	21.688	16.868	105.020	92.308	(41) Colin TURNER							
12	17:04:19.608	57.135	18.661	21.555	16.919	105.020	92.054	1	16:53:59.811				18.172	102.142	88.183
(55) Sam MCKENZIE								2	16:54:58.821	59.010	19.210	22.107	17.693	102.926	88.649
1	16:53:55.673		21.613	17.795											

SMRC Season Finale

Scottish FF1600 Championship

Knockhill 1.267 miles

Race 16 - 2nd Race

04/10/2015 17:20

Race (12 Laps) started at 16:52:53

Lap	Time of Day	Lap Tm	S1	S2	S3	S3Spd	SFSpd	Lap	Time of Day	Lap Tm	S1	S2	S3	S3Spd	SFSpd
7	16:59:53.023	57.952			17.051	104.856	90.686								
8	17:00:50.637	57.614			17.140	105.184	90.564								
9	17:01:49.859	59.222			17.220		90.198								
10	17:02:48.497	58.638			17.252	106.015	90.809								
11	17:03:46.516	58.019	19.131	21.596	17.292	104.856	90.564								
12	17:04:44.722	58.206	19.260	21.686	17.260	104.204	90.198								

(16) Ivor MAIRS

1	16:54:00.659		23.565	22.670	17.902	100.762	86.702
2	16:54:59.123	58.464	19.372	21.956	17.136	103.402	88.299
3	16:55:59.007	59.884	20.245	21.887	17.752	102.142	82.951
4	16:56:58.026	59.019	19.655	21.977	17.387	101.066	87.266
5	16:57:56.311	58.285	18.804	21.945	17.536	101.678	88.416
6	16:58:54.649	58.338	19.115	21.831	17.392	102.142	87.837
7	16:59:52.457	57.808	18.987	21.418	17.403	103.561	88.068
8	17:00:50.183	57.726	18.605	21.890	17.231	102.768	87.266
9	17:01:49.580	59.397	19.463	22.658	17.276	101.066	86.590
10	17:02:47.815	58.235	19.281	21.749	17.205	103.084	86.479
11	17:03:46.178	58.363	18.925	21.970	17.468	99.714	85.815
12	17:04:45.696	59.518	19.180	21.764	18.574	103.242	77.491

Clerk of the Course :

Orbits

Sig : Time :

Chief Timekeeper : Ian Sharp (SMART Timing)

Results available at www.mylaps.com and www.smart-timing.co.uk

www.mylaps.com

Licensed to: SMART Timing

Printed: 04/10/2015 17:07:22

Page 2/2

SMRC Season Finale

Lapchart


Scottish FF1600 Championship

Knockhill 1.267 miles

Race 16 - 2nd Race

04/10/2015 17:20

Race (12 Laps) started at 16:52:53



Competitors	Laps												
	1	2	3	4	5	6	7	8	9	10	11	12	
Adam MacKAY (78)	1	78	78	78	78	78	25	25	25	78	78	78	78
Neil MacLENNAN (25)	2	25	25	25	25	25	78	78	78	25	25	25	25
Jamie THORBURN (50)	3	50	50	50	50	50	50	50	50	50	50	50	50
Matthew CHISHOLM (92)	4	92	92	92	92	92	92	92	92	92	92	92	92
Sebastian MELROSE (6)	5	6	6	6	6	6	6	6	6	6	6	6	6
Sam McKENZIE (55)	6	55	55	55	55	55	55	55	55	55	55	55	55
Neil BROOME (3)	7	3	3	3	70	70	70	70	70	70	70	70	70
David THORBURN (70)	8	70	70	70	3	3	3	3	3	3	3	3	3
Phil HOOKER (79)	9	79	79	79	79	79	79	79	79	79	79	79	79
Colin TURNER (41)	10	41	41	41	41	77	77	77	16	16	16	16	77
Fraser GRAY (77)	11	77	16	77	77	16	16	16	77	77	77	77	41
Ivor MAIRS (16)	12	16	77	16	16	41	41	41	41	41	41	41	16

Clerk of the Course :

Orbits

Sig : Time :

Chief Timekeeper : Ian Sharp (SMART Timing)

Results available at www.mylaps.com and www.smart-timing.co.uk

www.mylaps.com

Licensed to: SMART Timing

Printed: 04/10/2015 17:07:40